

# Epidemiology of HIV/AIDS among Non-Hispanic Black Individuals Newly Diagnosed with HIV, NYS, 2019-2021

## Introduction

Throughout the course of the HIV/AIDS epidemic, racial/ethnic disparity has been persistently evident in diagnosis trends<sup>1</sup>. In 2006, the Centers for Disease Control and Prevention (CDC) reported that the number of HIV diagnoses and diagnosis rate among non-Hispanic Black individuals was higher than those of all other racial/ethnic groups combined<sup>2</sup>. This brief report examines racial/ethnic disparity among individuals newly diagnosed with HIV in New York State (NYS) in 2019-2021.

## Methods

NYS HIV Registry data as of March 2022 were used to identify individuals newly diagnosed with HIV in NYS from January 1, 2019 through December 31, 2021. Total population sizes were drawn from the United States Census, State Characteristics Population Estimates, released June 2022. Demographic characteristics of non-Hispanic Black individuals were compared to individuals of all other race/ethnicity groups (non-Hispanic White, Hispanic, Asian/Pacific Islander, Native American, and Multi-Race).

## Highlights



**1** out of every **10**  
individuals living in New York State  
identified as **Non-Hispanic Black**



**4** out of every **10**  
individuals newly diagnosed with HIV  
identified as **Non-Hispanic Black**



**5** out of every **10**  
young individuals (below 25 years of age) newly  
diagnosed with HIV identified as **Non-Hispanic Black**

## Results

In NYS in 2019-2021, non-Hispanic Black individuals accounted for 14% of the total population but comprised 44% of individuals newly diagnosed with HIV. **Figure 1** compares the racial/ethnic composition of NYS as a whole with that of the population of individuals newly diagnosed with HIV in NYS.

A total of 6,542 people were newly diagnosed with HIV in NYS in 2019-2021. Of these individuals, 2,877 (44%) identified as non-Hispanic Black. A higher proportion of individuals newly diagnosed with HIV were female among non-Hispanic Black individuals (25%) than other race/ethnicity groups (group average 14%, **Table 1**). The proportion of individuals reporting history of heterosexual contact as a transmission risk was higher among non-Hispanic Black individuals (29%) than among other race/ethnicity groups (group average 16%, **Table 2**). Among newly diagnosed non-Hispanic Black females, 97% reported heterosexual contact compared to 91% among females of other race/ethnicity groups (**Table not shown**).

Non-Hispanic Black individuals newly diagnosed with HIV were younger than those of other race/ethnicity groups, with 22% of non-Hispanic Black individuals under age 25 at diagnosis compared to those in other race/ethnicity groups (group average 16%, **Table 3**).

Racial/ethnic disparities among people newly diagnosed with HIV were not uniform across NYS. Four of the boroughs of New York City (NYC); Kings, Bronx, New York and Queens, have the highest number of total new HIV diagnoses as well as the highest number of new HIV diagnoses among non-Hispanic Black individuals. Outside of NYC, Suffolk, Nassau, Erie, Westchester, and Monroe counties account for the highest number of total new HIV diagnosis. Erie County reported the third highest number of new HIV diagnoses in ROS but accounted for the highest percentage of new HIV diagnoses among non-Hispanic Black individuals (17.7%) as compared to other counties such as Monroe (13.1%), Nassau (12.7%), Westchester (12.1%) and Suffolk (11.2%). This suggests a deeper disparity in Erie County than in other counties (**Figure 2**).


## Highlights



**6** out of every **10**  
females newly diagnosed with HIV  
identified as **Non-Hispanic Black**



**6** out of every **10**  
individuals newly diagnosed with HIV who reported heterosexual  
contact identified as **Non-Hispanic Black**



**Non-Hispanic Black**  
individuals  
continue to be  
**disproportionately**  
impacted by  
HIV/AIDS and bear  
a heavier burden of  
disease

## Discussion

Racial/ethnic disparities persist among individuals newly diagnosed with HIV in NYS. Understanding this pattern in HIV/AIDS epidemiology across the state is necessary to effectively guide HIV prevention efforts. The large percentage of non-Hispanic Black females reporting heterosexual contact as their primary transmission risk indicate that this group could benefit from targeted interventions, such as expanding access to preexposure prophylaxis (PrEP) and sexual health education. Addressing geographic disparities, like that evident in Erie County, are additional opportunities for specific intervention and expanded prevention efforts in that county.

## References

1. Williams, Chyvette, Marlene Eisenberg, Julie Becher, Annet Davis-Vogel, Danielle Fiore, and David Metzge. 2018. "Racial disparities in HIV prevalence and risk behaviors among injection drug users and members of their risk networks." *Journal of Acquired Immune Deficiency Syndrome* 63 (Suppl 1): S90-S94.
2. Centers for Disease Control and Prevention. 2006. "Racial/ethnic disparities in diagnoses of HIV/AIDS--33 states, 2001-2004." *Morbidity and Mortality Weekly Report (MMWR)* 55 (05): 121-125.

## Figures

Figure 1. Racial/Ethnic Disparities among Individuals Newly Diagnosed with HIV, NYS, 2019-2021

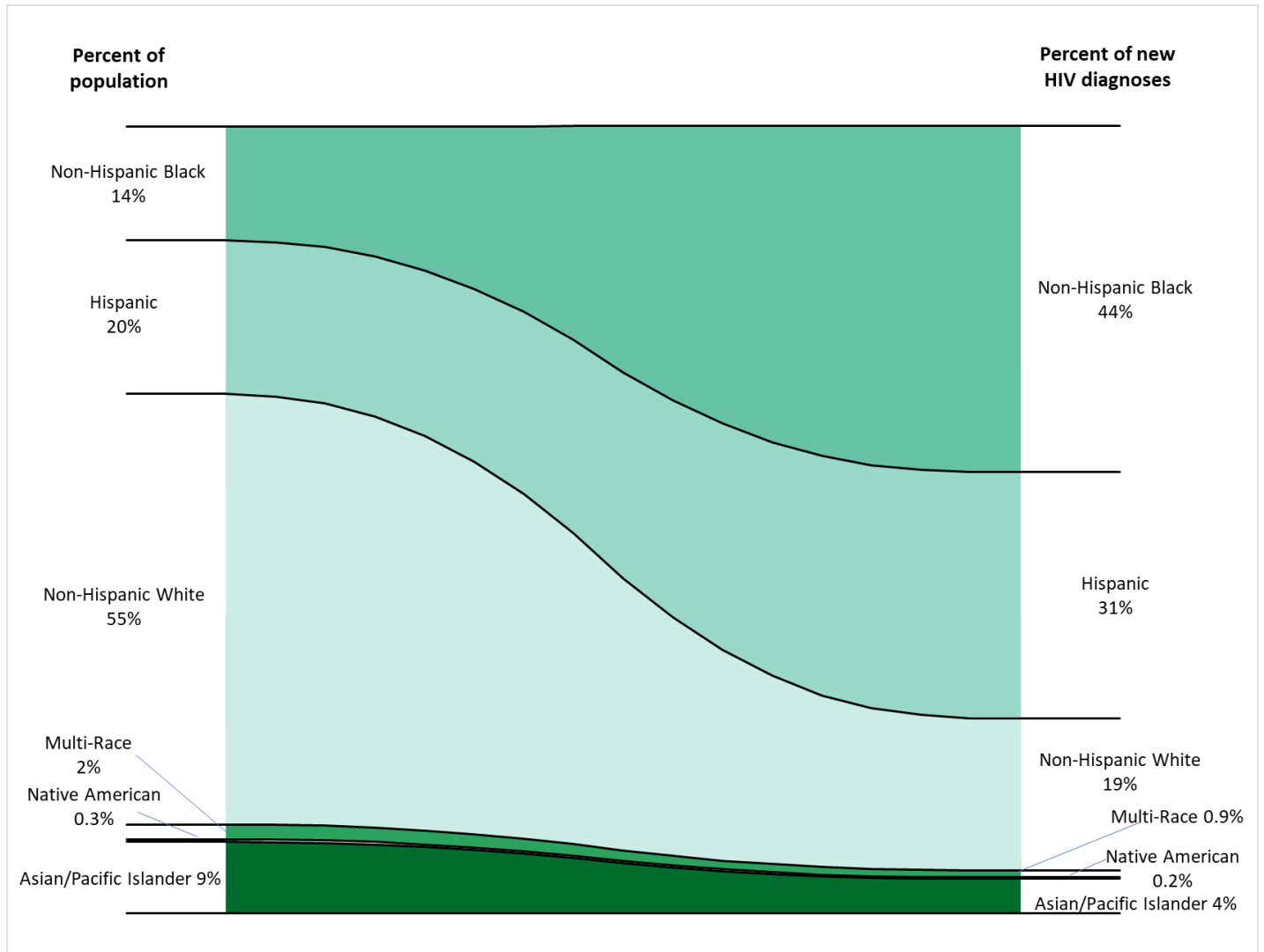


Table 1. Percentage of Individuals Newly Diagnosed with HIV, by Race/Ethnicity and Sex at Birth, NYS, 2019-2021

Sex at Birth	Asian/Pacific Islander	Hispanic	Multi-Race	Native American	Non-Hispanic Black	Non-Hispanic White
Female	10%	15%	23%	8%	25%	13%
Male	90%	85%	77%	92%	75%	87%
Total	100%	100%	100%	100%	100%	100%

Table 2. Percentage of Individuals Newly Diagnosed with HIV, by Race/Ethnicity and Transmission Risk Categories, NYS, 2019-2021

Transmission Risk	Asian/Pacific Islander	Hispanic	Multi-Race	Native American	Non-Hispanic Black	Non-Hispanic White
MSM	59%	62%	58%	85%	45%	59%
IDU	0%	2%	0%	0%	2%	5%
MSM/IDU	2%	1%	2%	8%	1%	5%
Heterosexual	15%	17%	23%	8%	29%	13%
Other (Pediatric/Unknown)	25%	18%	17%	0%	22%	18%
Total	100%	100%	100%	100%	100%	100%

MSM - Individuals with a history of male-to-male sexual contact

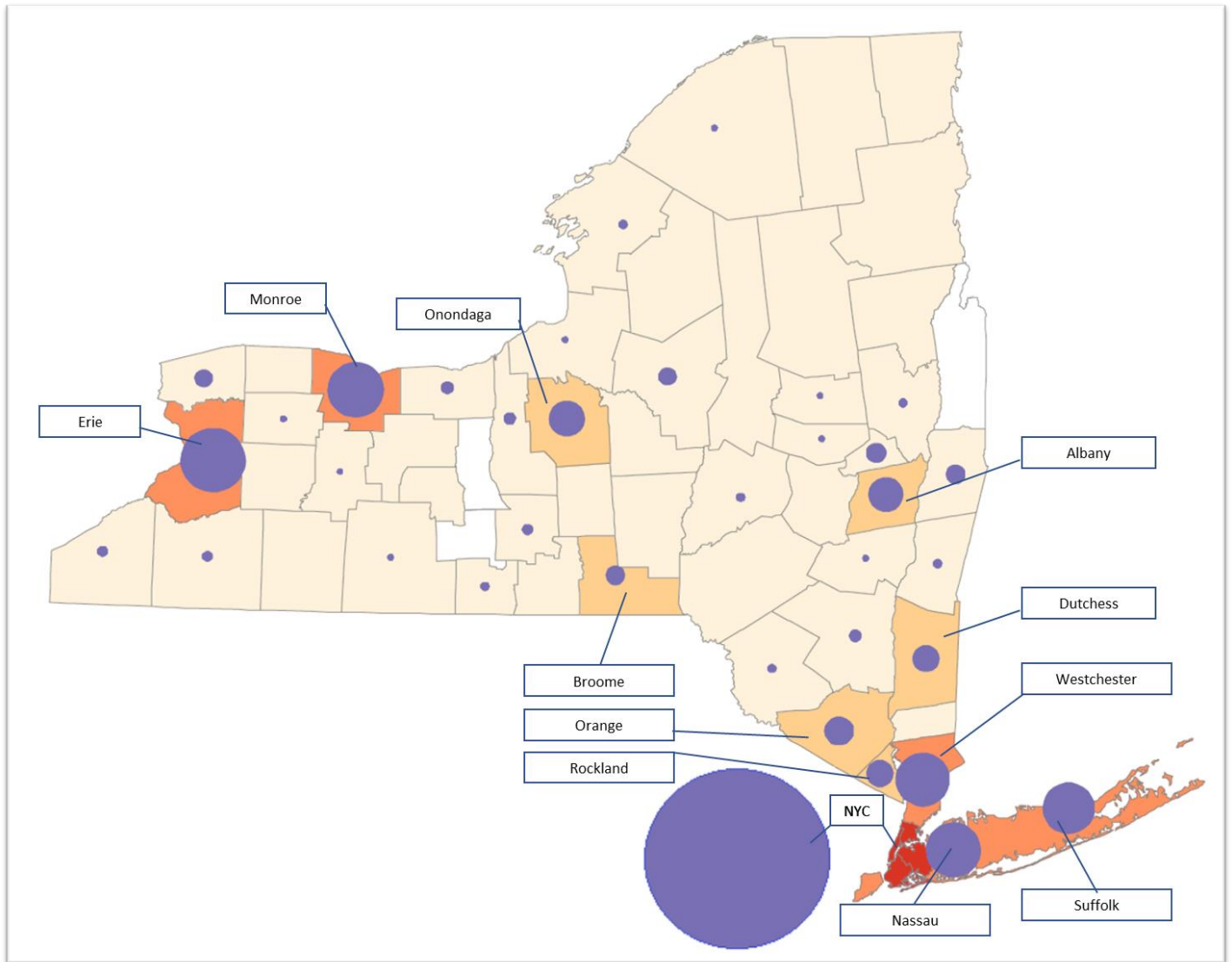
IDU - Individuals with history of injection drug use


MSM/IDU - Individuals with a history of male-to-male sexual contact and history of injection drug use





Table 3. Percentage of Individuals Newly Diagnosed with HIV, by Race/Ethnicity and Age at Diagnosis, NYS, 2019-2021

Age group	Asian/Pacific Islander	Hispanic	Multi-Race	Native American	Non-Hispanic Black	Non-Hispanic White
Below 25	16%	19%	12%	15%	22%	12%
25-29	19%	21%	35%	15%	18%	18%
30-39	35%	32%	30%	62%	27%	31%
40-49	15%	14%	12%	8%	13%	17%
50-59	9%	9%	7%	0%	12%	16%
60+	5%	5%	5%	0%	7%	6%
Total	100%	100%	100%	100%	100%	100%

Figure 2. Percentage of New HIV Diagnoses Among Non-Hispanic Black Individuals, NYS, 2019-2021



 Size of the purple dot represents the number of non-Hispanic Black individuals diagnosed with HIV in 2019-2021 in the county  
 Larger dot represents higher number, smaller dot represents fewer number of non-Hispanic Black individuals diagnosed with HIV

	County contributing to more than 300 total number of new HIV diagnoses
	County contributing to 100 - <300 total number of new HIV diagnoses
	County contributing to 30 - <100 total number of new HIV diagnoses
	County contributing to less than 30 total number of new HIV diagnoses

<sup>1</sup> Of the 62 NYS counties, only 59 counties are shaded in the map (counties with no new HIV diagnoses in 2019 - 2021 are not shaded). Counties with zero new HIV diagnoses among non-Hispanic Black individuals do not have purple dots.

New York State Department of Health  
AIDS Institute  
Division of Epidemiology, Evaluation, and Partner Services  
Data Analysis and Research Translation  
BHAЕ@health.ny.gov