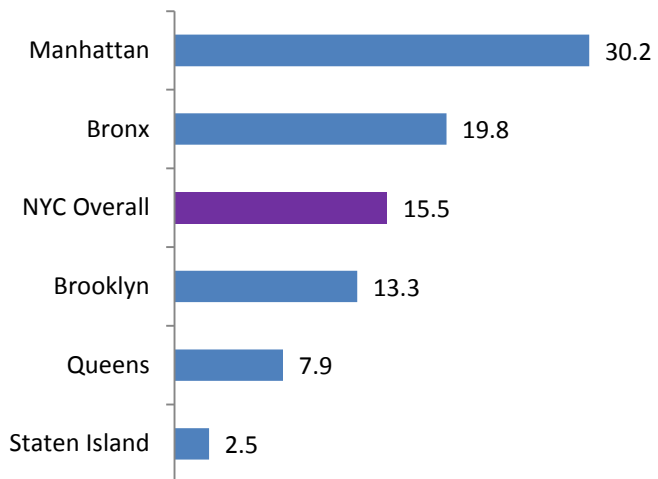
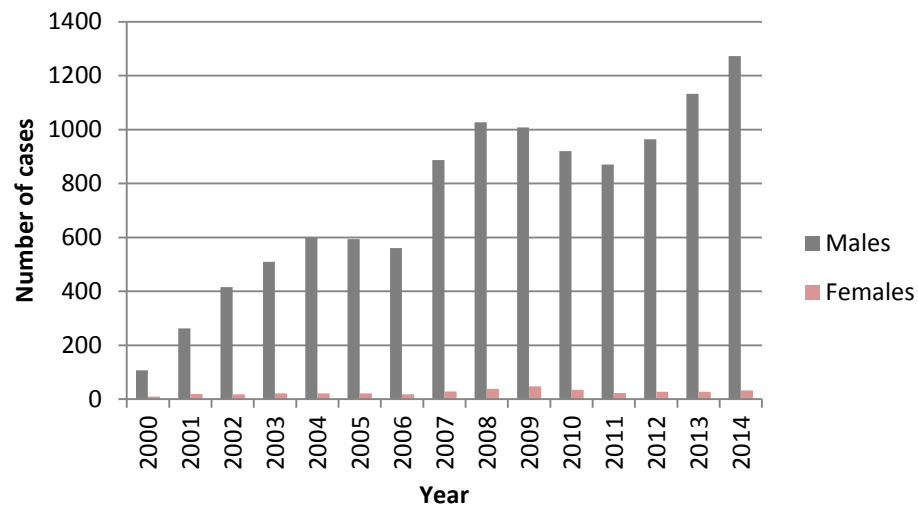


# Primary & Secondary Syphilis in New York City (NYC)

**Primary & Secondary Syphilis Case Rates  
(per 100,000 Population)  
Overall and by Borough of Residence, 2014**

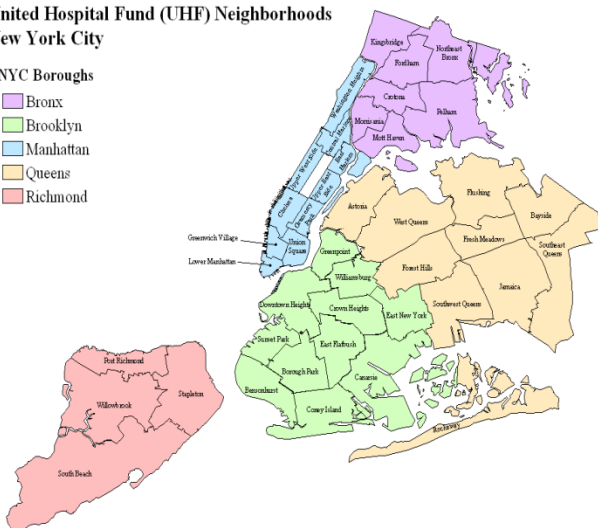


**Primary & Secondary Syphilis Cases by Sex, NYC, 2000-2014**



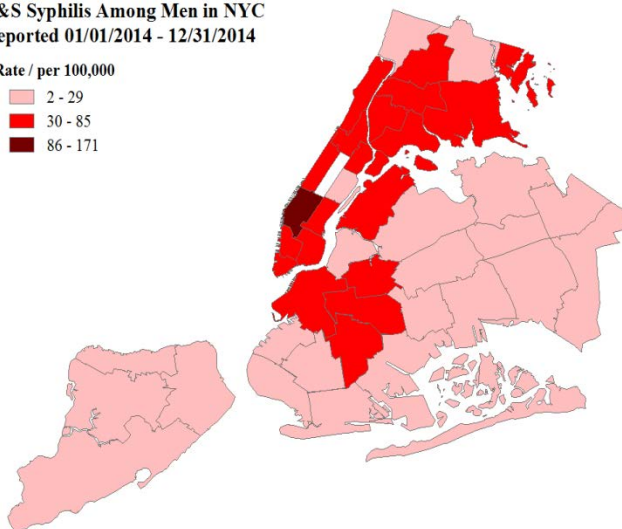
**United Hospital Fund (UHF) Neighborhoods  
New York City**

- NYC Boroughs
- Brx
- Brooklyn
- Manhattan
- Queens
- Richmond



**P&S Syphilis Among Men in NYC  
Reported 01/01/2014 - 12/31/2014**

- Rate / per 100,000
- 2 - 29
- 30 - 85
- 86 - 171



**P&S Syphilis Among Women in NYC  
Reported 01/01/2014 - 12/31/2014**

- Rate / per 100,000
- 0
- 1
- 2 - 3

