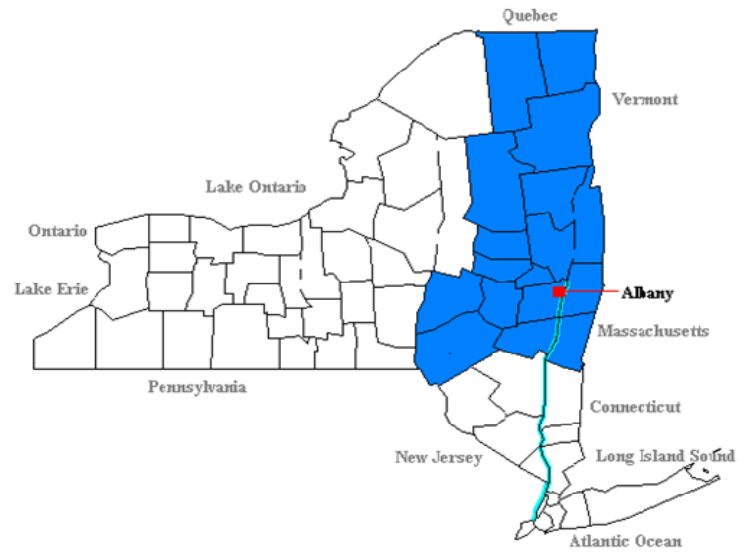
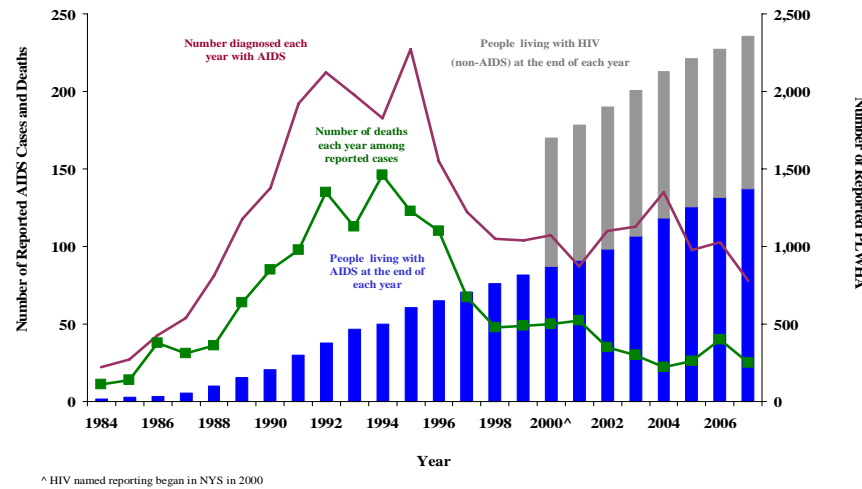


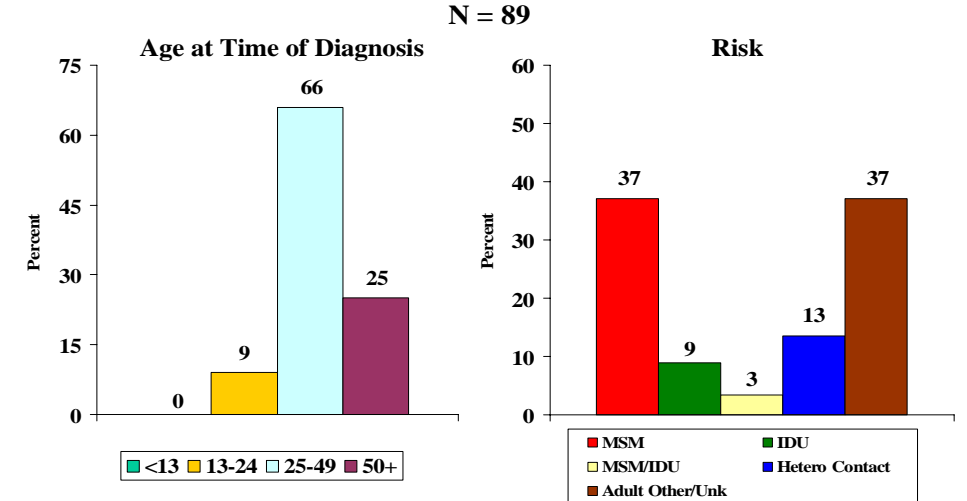
# Area Profile for the Albany (Northeast) Ryan White Region of New York State: 2007



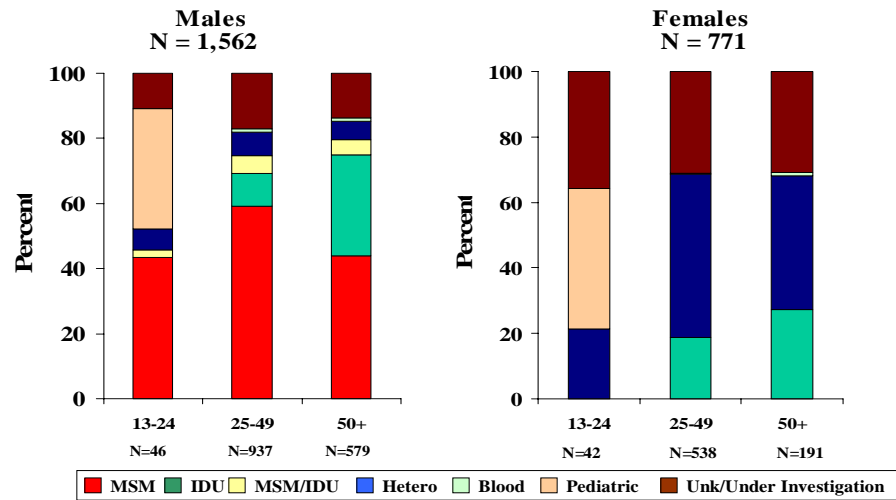
**Reported AIDS Cases, Persons Living with HIV, Persons Living with AIDS, and Deaths: 1984 through 2007 Albany (Northeast) Ryan White Region\***



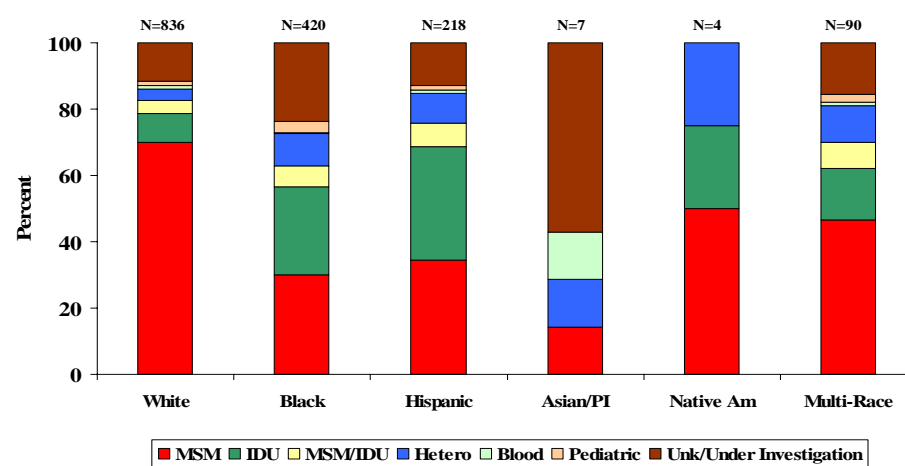
**Newly Diagnosed HIV Cases by Age at Time of Diagnosis and Risk January – December 2007 Albany (Northeast) Ryan White Region**



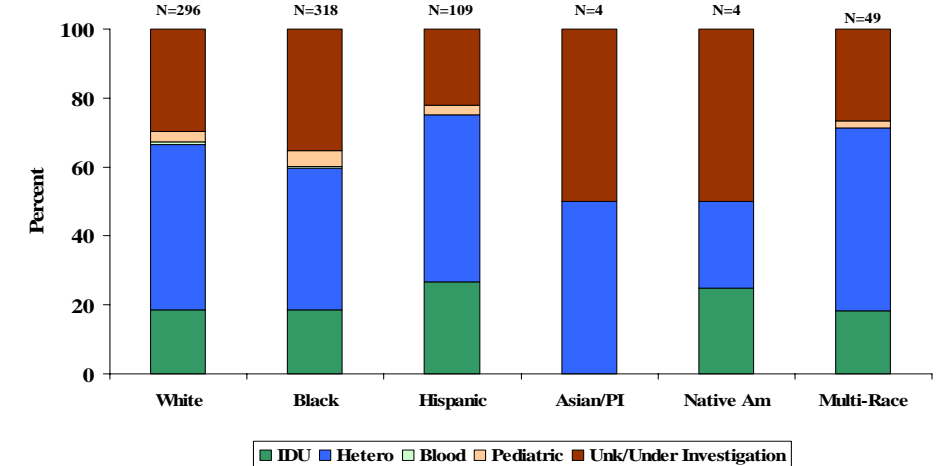
**Persons Ages 13 and Older, Living with HIV/AIDS by Gender, Risk and Current Age Albany (Northeast) Ryan White Region**



**Males Living with HIV/AIDS by Race/Ethnicity and Risk Albany (Northeast) Ryan White Region N=1,577**



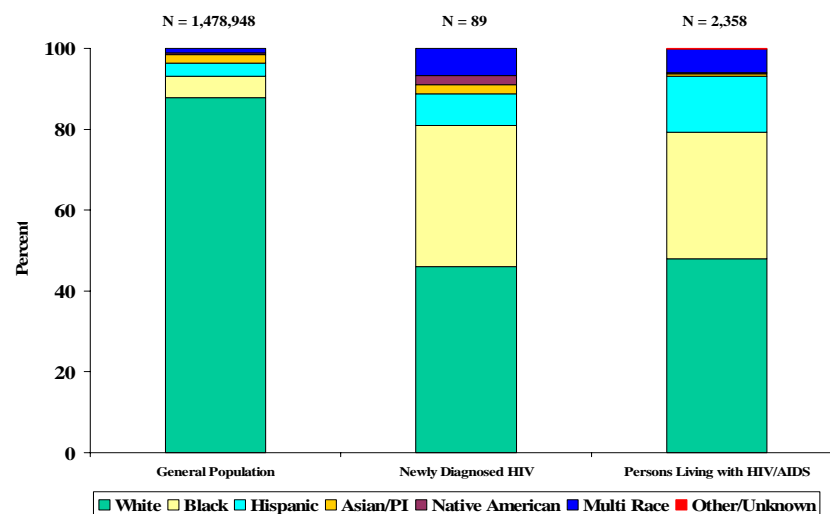
**Females Living with HIV/AIDS by Race/Ethnicity and Risk Albany (Northeast) Ryan White Region N=781**



**Persons Living with HIV/AIDS and Cumulative AIDS Cases, Albany (Northeast) RWR**

County of Residence at Time of Diagnosis	Living with HIV (non AIDS)		Living with AIDS		Cumulative AIDS Cases	
	Excluding Prisoners	Including Prisoners	Excluding Prisoners	Including Prisoners	Excluding Prisoners	Including Prisoners
Albany	394	441	552	609	1,146	1,220
Clinton	36	113	37	239	70	488
Columbia	48	84	40	67	94	147
Delaware	19	19	29	31	50	52
Essex	8	45	11	82	34	184
Franklin	9	193	31	262	48	421
Fulton	24	27	29	34	52	58
Greene	30	69	46	132	81	237
Hamilton	0	0	2	2	3	3
Montgomery	25	27	37	39	79	81
Otsego	25	25	37	38	78	79
Rensselaer	90	98	149	156	292	301
Saratoga	58	96	91	152	195	322
Schenectady	166	181	212	231	442	466
Schoharie	14	21	11	17	36	42
Warren	28	29	38	38	71	71
Washington	14	84	18	129	47	315
Totals	988	1,552	1,370	2,258	2,818	4,487

**Race/Ethnicity of General Population, Newly Diagnosed HIV and Persons Living with HIV/AIDS Albany (Northeast) Ryan White Region, 2007**



**Childbearing Women:**

2007 data from the NYS Comprehensive Newborn Screening Program indicate that women giving birth who resided in the Northeast (Albany) Ryan White Region had a prevalence of 0.10% (n=15) or approximately one in 1000 women giving birth had a positive HIV test result.

**Data Notes**

- HIV/AIDS data are as of April 2009. Case numbers for 2007 may increase due to delayed reporting.
- Unless individuals are known to be deceased from the NYS or NYC Vital Records or the National Death Index, they are presumed to be living.
- HIV/AIDS case data reported here include [a] all CDC-confirmed cases (for which race/ethnicity must be included), [b] all surveilled cases for which race/ethnicity is unknown, and [c] exclude prisoners, unless otherwise noted.

**Data Sources**

- Bureau of HIV/AIDS Epidemiology, NYSDOH (BHA/E)
- Population for 2007 from U.S. Census, Annual County Resident Population Estimates by Age, Sex, Race and Hispanic Origin 2008

**Contact Information**  
 Bureau of HIV/AIDS Epidemiology  
 New York State Department of Health  
 Corning Tower, Albany, NY 12237  
 (518) 474-4284  
 E-mail: bhac@health.state.ny.us