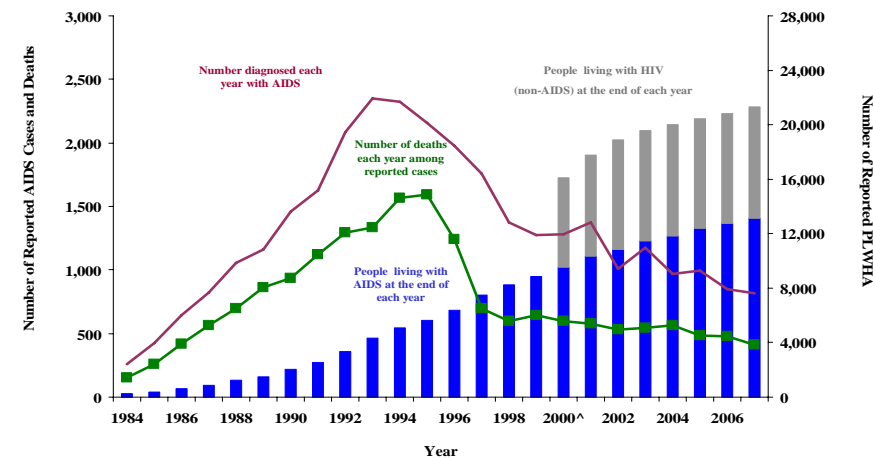


Area Profile for Bronx, New York City: 2007

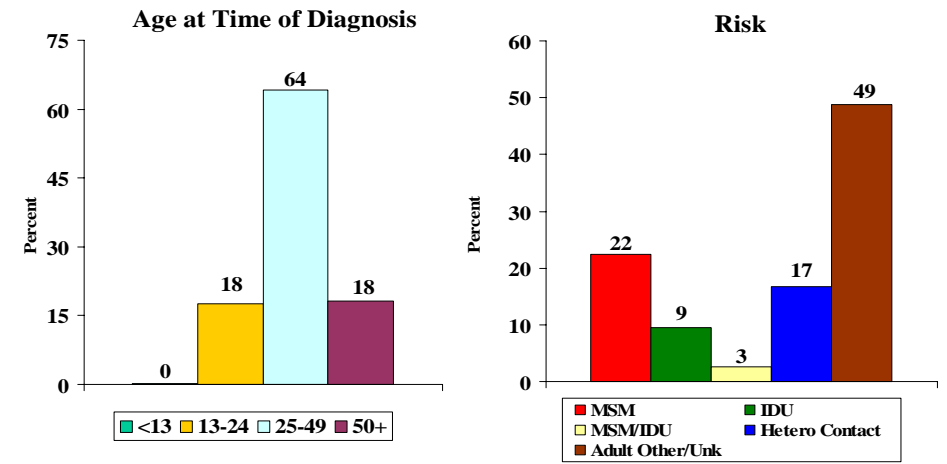
Reported AIDS Cases, Persons Living with HIV, Persons Living with AIDS, and Deaths: 1984 through 2007 Bronx, New York City*



*HIV named reporting began in NYS in 2000
*Includes prisoners. NYC data do not differentiate prisoners.

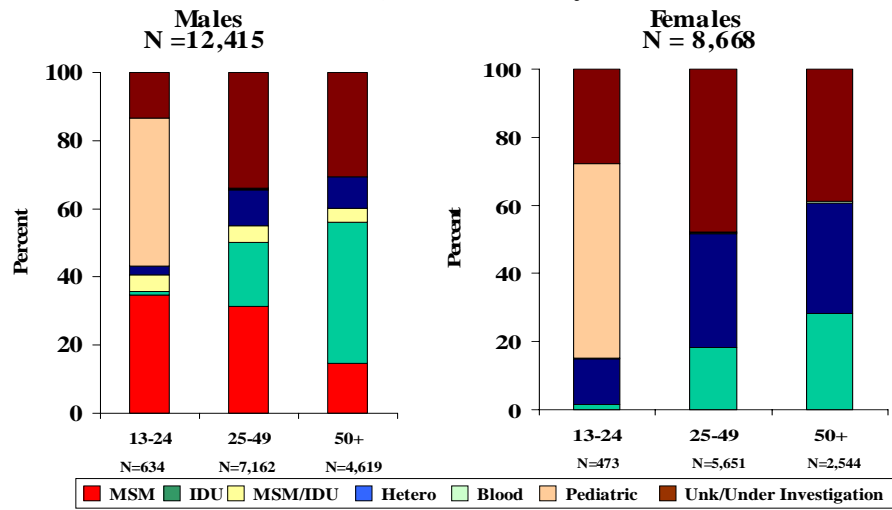


Newly Diagnosed HIV Cases by Age at Time of Diagnosis and Risk January – December 2007 Bronx, New York City N = 866



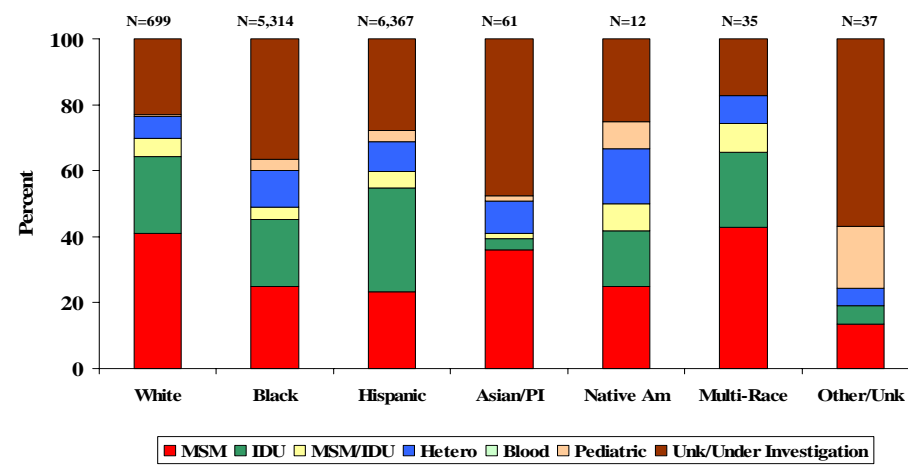
*Includes prisoners. NYC data do not differentiate prisoners.

Persons Ages 13 and Older, Living with HIV/AIDS by Gender, Risk and Current Age Bronx, New York City



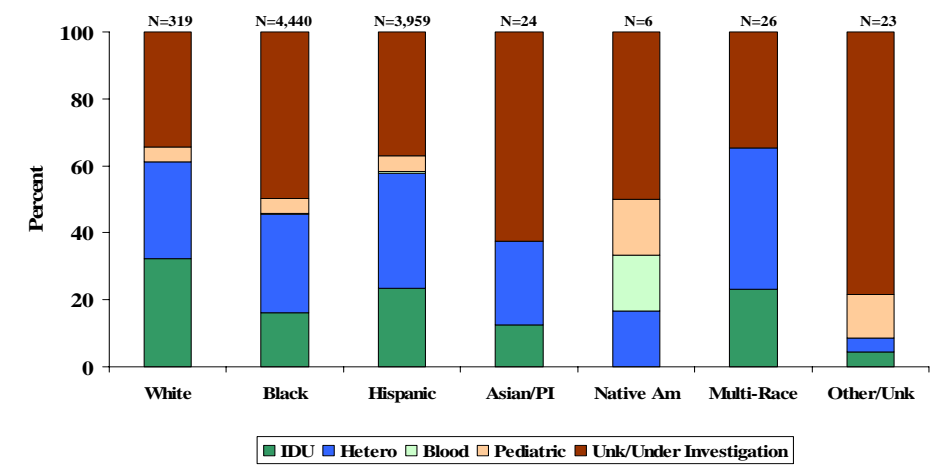
*Includes prisoners. NYC data do not differentiate prisoners.

Males Living with HIV/AIDS by Race/Ethnicity and Risk Bronx, New York City N=12,525



*Includes prisoners. NYC data do not differentiate prisoners.

Females Living with HIV/AIDS by Race/Ethnicity and Risk Bronx, New York City N=8,797



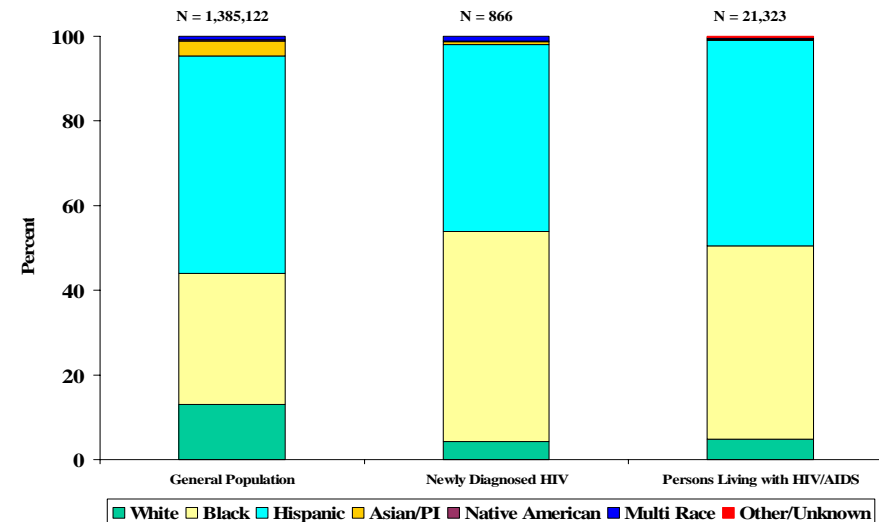
*Includes prisoners. NYC data do not differentiate prisoners.

Persons Living with HIV/AIDS and Cumulative AIDS Cases Bronx, New York City

United Hospital Fund Neighborhood at Time of Diagnosis	Living with HIV (non AIDS)	Living with AIDS	Cumulative AIDS Cases
Kingsbridge-Riverdale	190	309	738
Northeast Bronx	596	911	2027
Fordham-Bronx Park	1,410	2,223	5,163
Pelham-Throgs Neck	1,170	1,960	4,652
Crotona-Tremont	1,529	2,477	6,161
High Bridge-Morisania	1,627	2,729	6,742
Hunts Point – Mott Haven	1,029	1,716	4,316
Unknown	615	832	1,619
TOTAL	8,166	13,157	31,418

*Includes prisoners. NYC data do not differentiate prisoners.

Race/Ethnicity of General Population, Newly Diagnosed HIV and Persons Living with HIV/AIDS Bronx, New York City, 2007



Childbearing Women:

2007 data from the NYS Comprehensive Newborn Screening Program indicate that women giving birth who resided in the Bronx had a prevalence of 0.75% (n=164) or approximately one in 133 women giving birth had a positive HIV test result.

Data Notes

• HIV/AIDS data are as of April 2009. Case numbers for 2007 may increase due to delayed reporting.
• Unless individuals are known to be deceased from the NYS or NYC Vital Records or the National Death Index, they are presumed to be living.
• HIV/AIDS case data reported here include (a) all CDC-confirmed cases (for which race/ethnicity must be included) and (b) all surveilled cases for which race/ethnicity is unknown.

Data Sources

• Bureau of HIV/AIDS Epidemiology, NYSDOH (BHA/E)
• Population for 2007 from U.S. Census, Annual County Resident Population Estimates by Age, Sex, Race and Hispanic Origin 2008

Contact Information:

Bureau of HIV/AIDS Epidemiology
New York State Department of Health
Corning Tower, Albany, NY 12237
(518) 474-4284
E-mail: bhae@health.state.ny.us