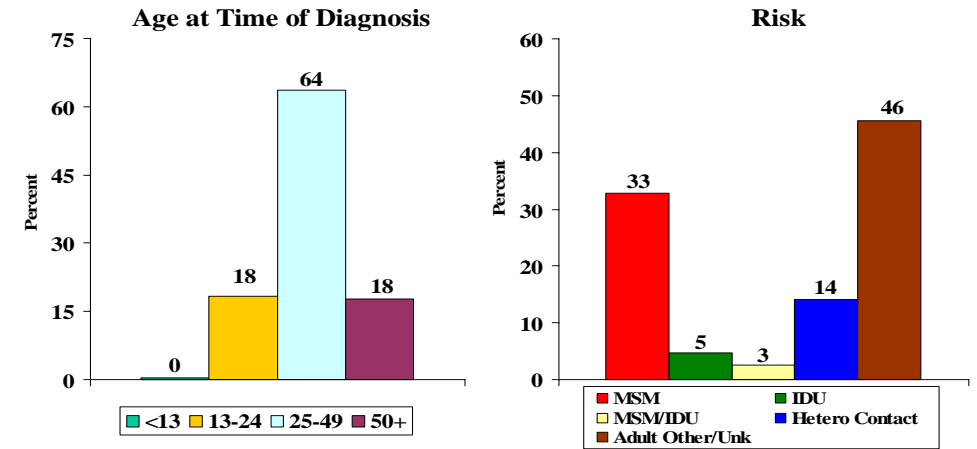


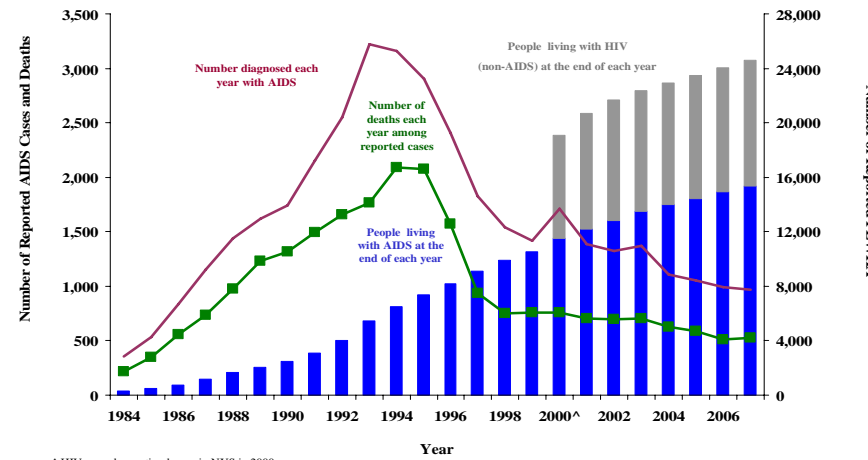
Area Profile for Brooklyn, New York City: 2007

Newly Diagnosed HIV Cases by Age at Time of Diagnosis and Risk January – December 2007 Brooklyn, New York City N = 1,013



*Includes prisoners. NYC data do not differentiate prisoners.

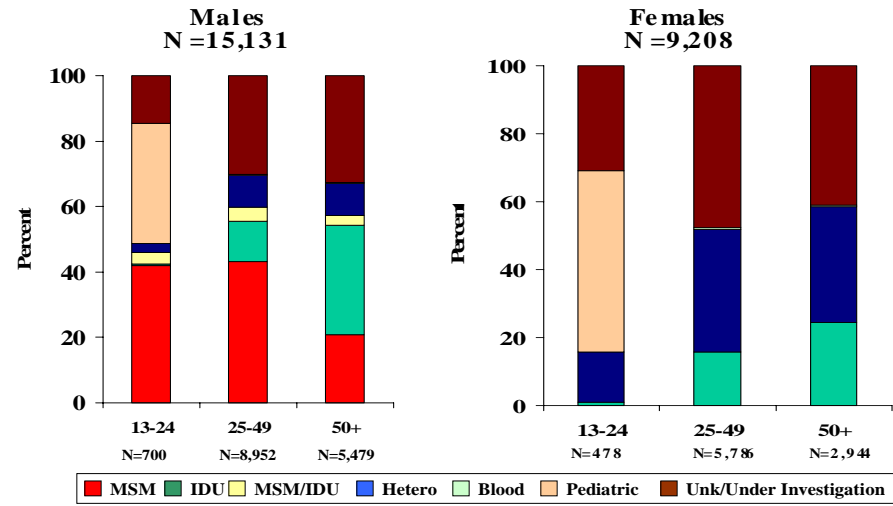
Reported AIDS Cases, Persons Living with HIV, Persons Living with AIDS, and Deaths: 1984 through 2007 Brooklyn, New York City*



* HIV named reporting began in NYS in 2000
* Includes prisoners. NYC data do not differentiate prisoners.

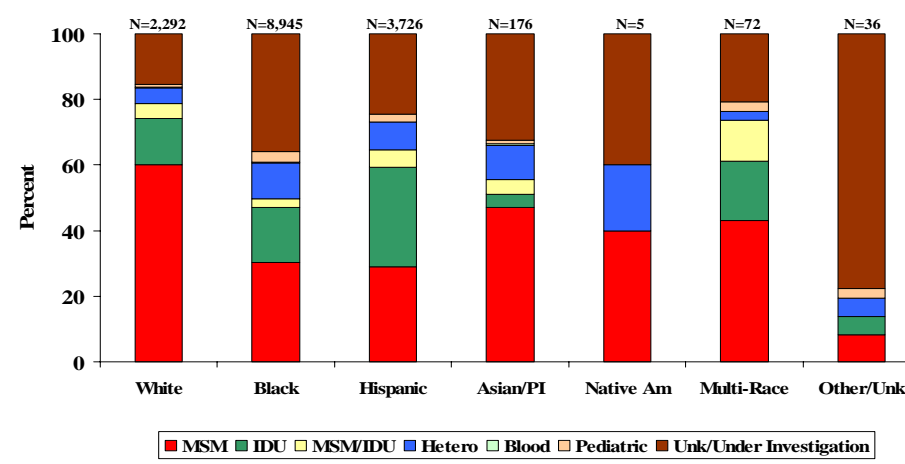


Persons Ages 13 and Older, Living with HIV/AIDS by Gender, Risk and Current Age Brooklyn, New York City



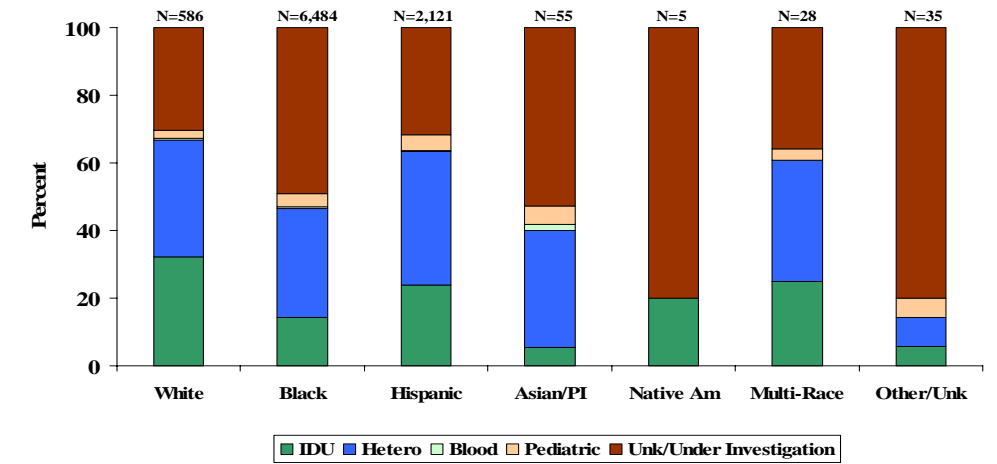
*Includes prisoners. NYC data do not differentiate prisoners.

Males Living with HIV/AIDS by Race/Ethnicity and Risk Brooklyn, New York City N=15,252



*Includes prisoners. NYC data do not differentiate prisoners.

Females Living with HIV/AIDS by Race/Ethnicity and Risk Brooklyn, New York City N=9,314



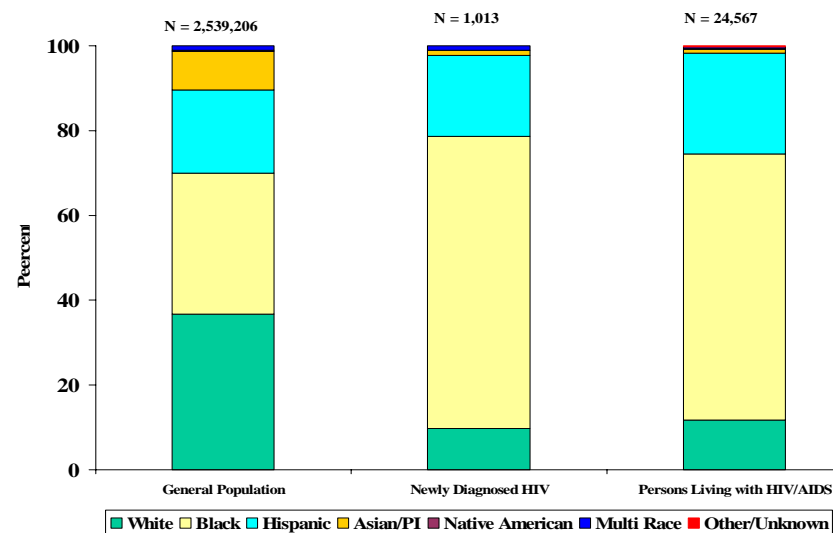
*Includes prisoners. NYC data do not differentiate prisoners.

Persons Living with HIV/AIDS and Cumulative AIDS Cases Brooklyn, New York City

United Hospital Fund Neighborhood at Time of Diagnosis	Living with HIV (non AIDS)	Living with AIDS	Cumulative AIDS Cases
Greenpoint	318	561	1,551
Downtown-Heights-Slope	1,028	1,721	5,019
Bedford Stuyvesant-Crown Heights	2,177	3,672	9,423
East New York	853	1,459	3,522
Sunset Park	230	453	1,202
Borough Park	295	570	1,575
East Flatbush-Flatbush	1,385	2,498	5,462
Canarsie-Flatlands	462	657	1,339
Bensonhurst-Bay Ridge	179	298	907
Coney Island-Sheepshead Bay	331	669	1,809
Williamsburg-Bushwick	1,132	1,994	5,336
Unknown	790	835	1,931
Totals	9,180	15,387	39,076

*Includes prisoners. NYC data do not differentiate prisoners.

Race/Ethnicity of General Population, Newly Diagnosed HIV and Persons Living with HIV/AIDS Brooklyn, New York City, 2007



Childbearing Women:

2007 data from the NYS Comprehensive Newborn Screening Program indicate that women giving birth who resided in Brooklyn had a prevalence of 0.37% (n=150) or approximately one in 270 women giving birth had a positive HIV test result

Data Notes
 • HIV/AIDS data are as of April 2009. Case numbers for 2007 may increase due to delayed reporting.
 • Unless individuals are known to be deceased from the NYS or NYC Vital Records or the National Death Index, they are presumed to be living.
 • HIV/AIDS case data reported here include (a) all CDC-confirmed cases (for which race/ethnicity must be included) and (b) all surveilled cases for which race/ethnicity is unknown.

Data Sources
 • Bureau of HIV/AIDS Epidemiology, NYSDOH (BHAe)
 • Population for 2007 from U.S. Census, Annual County Resident Population Estimates by Age, Sex, Race and Hispanic Origin 2008

Contact Information:
 Bureau of HIV/AIDS Epidemiology
 New York State Department of Health
 Corning Tower, Albany, NY 12237
 (518) 474-4284
 E-mail: bhae@health.state.ny.us