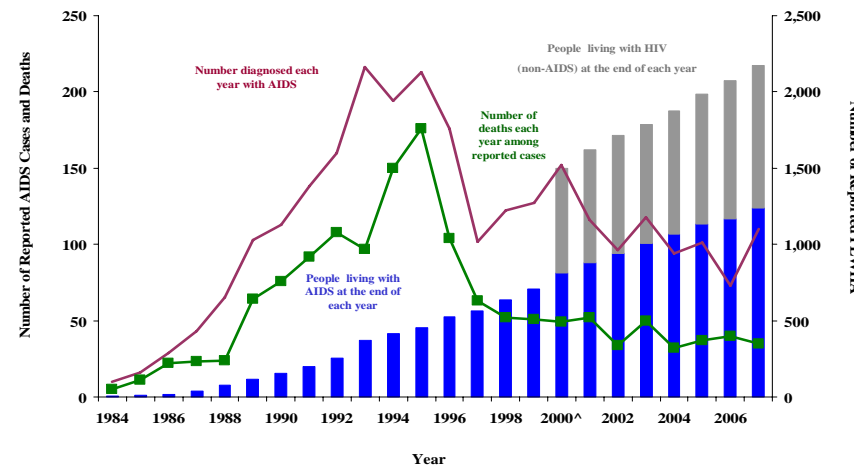


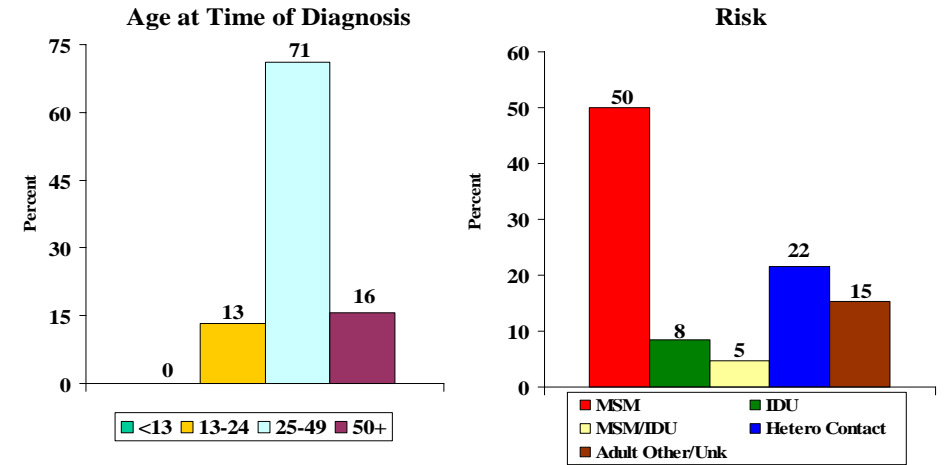
# Area Profile for the Buffalo Ryan White Region of New York State: 2007

**Reported AIDS Cases, Persons Living with HIV, Persons Living with AIDS, and Deaths: 1984 through 2007  
Buffalo Ryan White Region\***

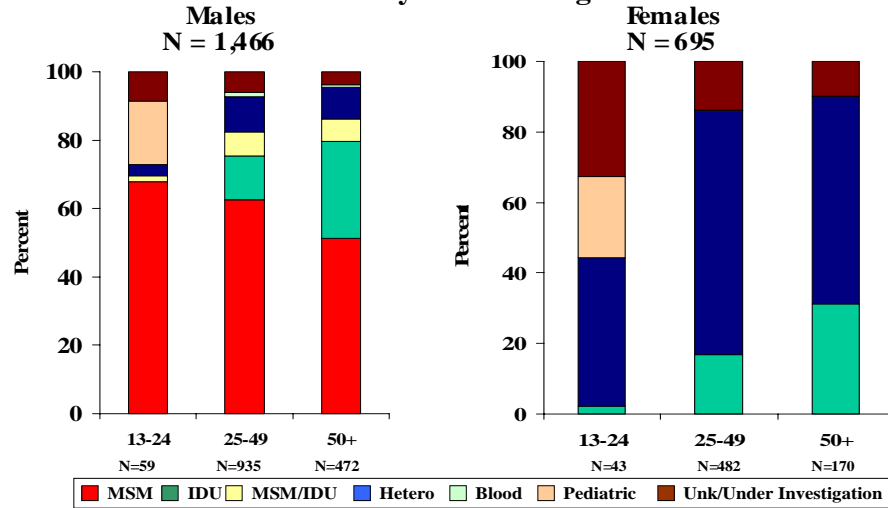


\* HIV named reporting began in NYS in 2000

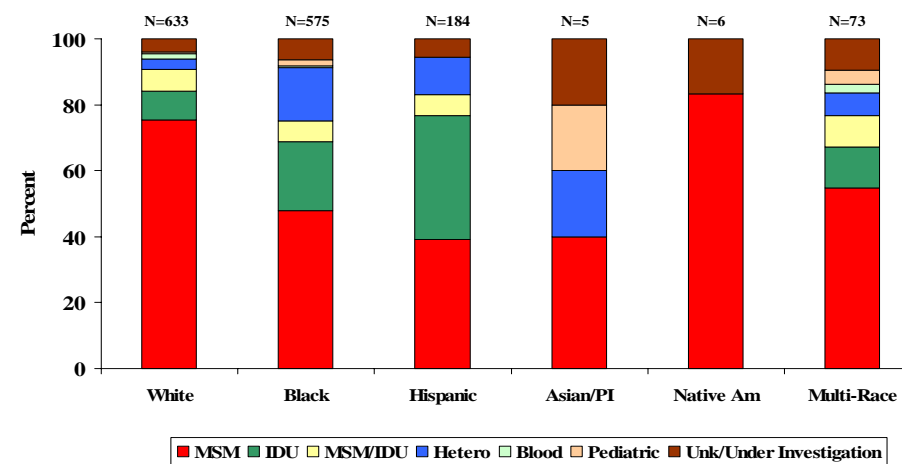
**Newly Diagnosed HIV Cases by Age at Time of Diagnosis and Risk  
January – December 2007  
Buffalo Ryan White Region  
N = 130**



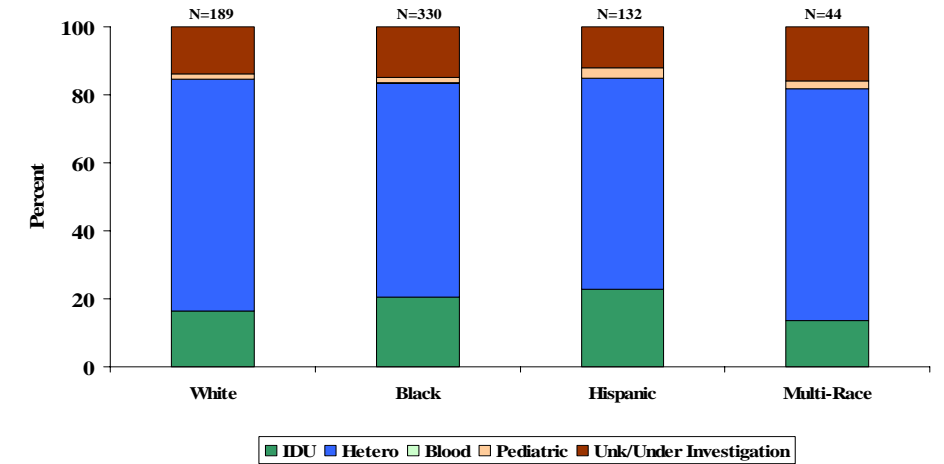
**Persons Ages 13 and Older, Living with HIV/AIDS by Gender, Risk and Current Age  
Buffalo Ryan White Region**



**Males Living with HIV/AIDS by Race/Ethnicity and Risk  
Buffalo Ryan White Region  
N=1,476**



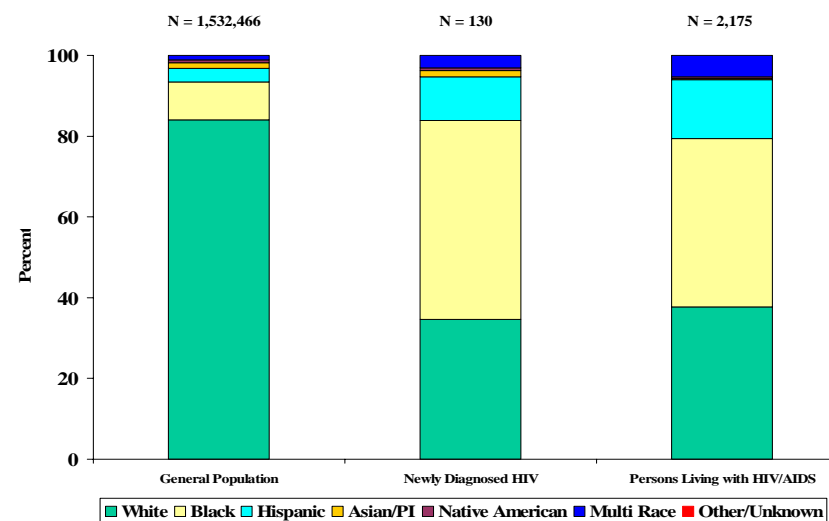
**Females Living with HIV/AIDS by Race/Ethnicity and Risk  
Buffalo Ryan White Region  
N=699**



**Persons Living with HIV and AIDS and Cumulative AIDS Cases  
Buffalo Ryan White Region**

County of Residence at Time of Diagnosis	Living with HIV (non AIDS)		Living with AIDS		Cumulative AIDS Cases	
	Excluding Prisoners	Including Prisoners	Excluding Prisoners	Including Prisoners	Excluding Prisoners	Including Prisoners
Allegany	9	9	13	14	24	25
Cattaraugus	17	34	32	65	58	96
Chautauqua	83	128	81	106	139	169
Erie	712	798	956	1,070	2,100	2,324
Genesee	24	28	24	33	48	57
Niagara	68	72	95	99	247	253
Orleans	15	181	29	255	52	391
Wyoming	7	98	10	168	20	349
<b>Totals</b>	<b>935</b>	<b>1,348</b>	<b>1,240</b>	<b>1,810</b>	<b>2,688</b>	<b>3,664</b>

**Race/Ethnicity of General Population, Newly Diagnosed HIV and Persons Living with HIV/AIDS  
Buffalo Ryan White Region, 2007**



**Childbearing Women:**

2007 data from the NYS Comprehensive Newborn Screening Program indicate that women giving birth who resided in the Buffalo Ryan White Region had a prevalence of 0.12% (n=19) or approximately one in 833 women giving birth had a positive HIV test result.

**Data Notes**  
 • HIV/AIDS data are as of April 2009. Case numbers for 2007 may increase due to delayed reporting.  
 • Unless individuals are known to be deceased from the NYS or NYC Vital Records or the National Death Index, they are presumed to be living.  
 • HIV/AIDS case data reported here include [a] all CDC-confirmed cases (for which race/ethnicity must be included), [b] all surveilled cases for which race/ethnicity is unknown, and [c] exclude prisoners, unless otherwise noted.

**Data Sources**  
 • Bureau of HIV/AIDS Epidemiology, NYSDOH (BHA/E)  
 • Population for 2007 from U.S. Census, Annual County Resident Population Estimates by Age, Sex, Race and Hispanic Origin 2008

**Contact Information**  
 Bureau of HIV/AIDS Epidemiology  
 New York State Department of Health  
 Corning Tower, Albany, NY 12237  
 (518) 474-4284  
 E-mail: bhae@health.state.ny.us