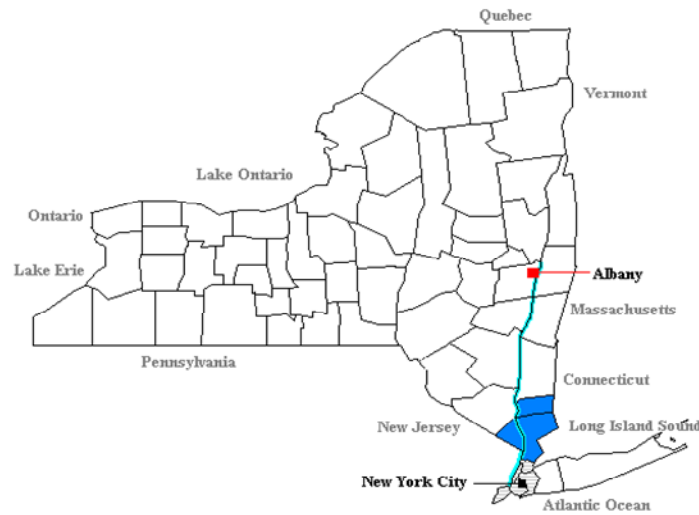
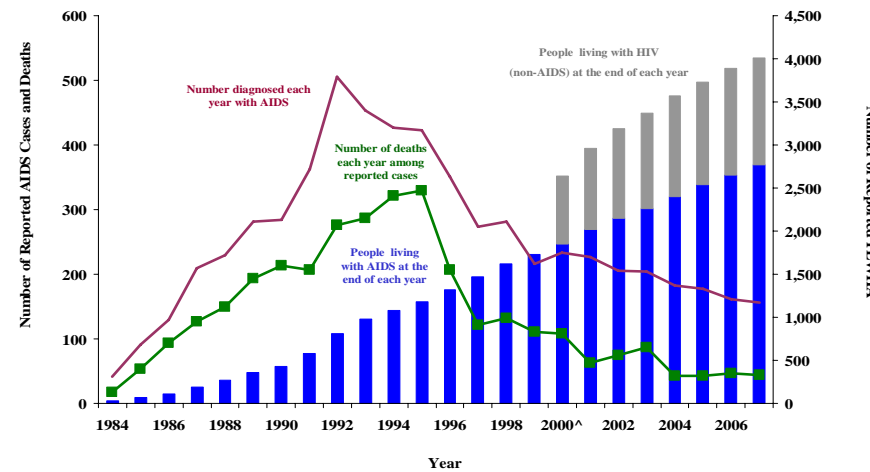


# Area Profile for the Lower Hudson Ryan White Region of New York State: 2007

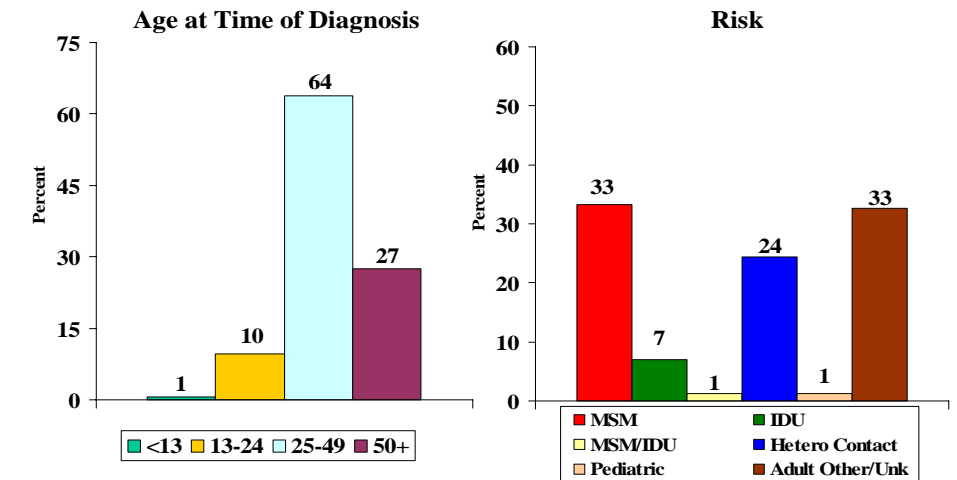


**Reported AIDS Cases, Persons Living with HIV, Persons Living with AIDS, and Deaths: 1984 through 2007 Lower Hudson Ryan White Region\***

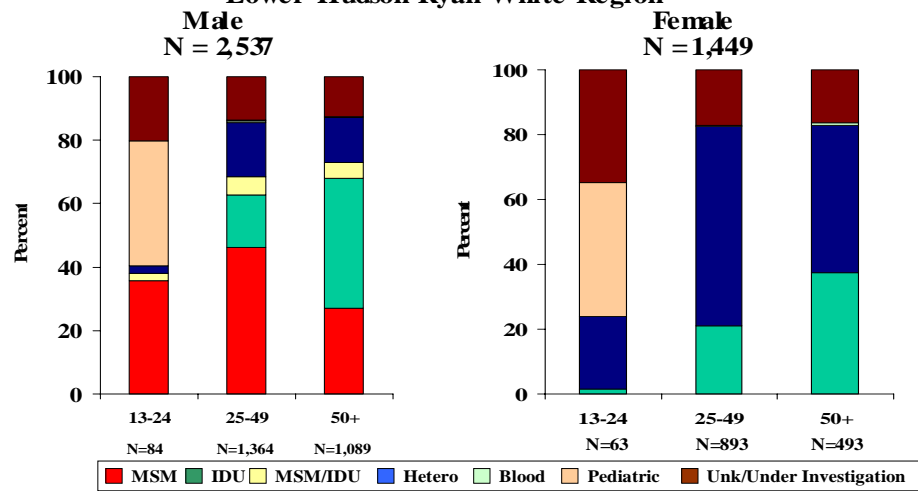


\* HIV named reporting began in NYS in 2000

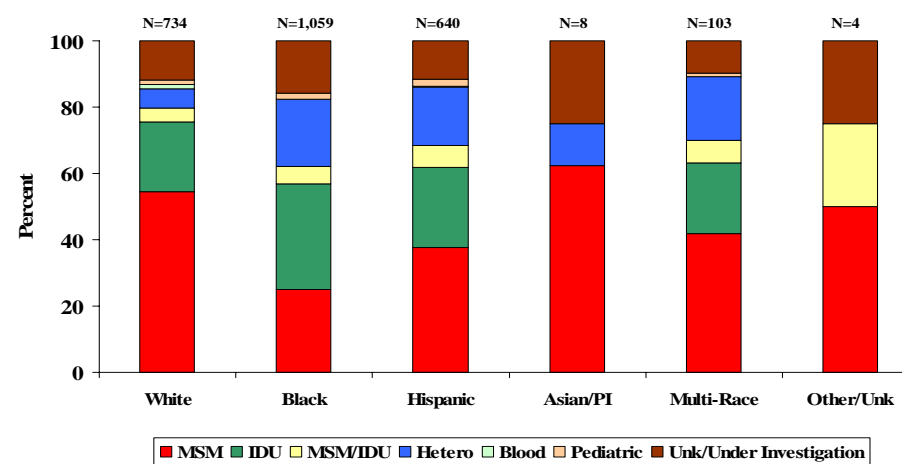
**Newly Diagnosed HIV Cases by Age at Time of Diagnosis and Risk January – December 2007 Lower Hudson Ryan White Region N = 155**



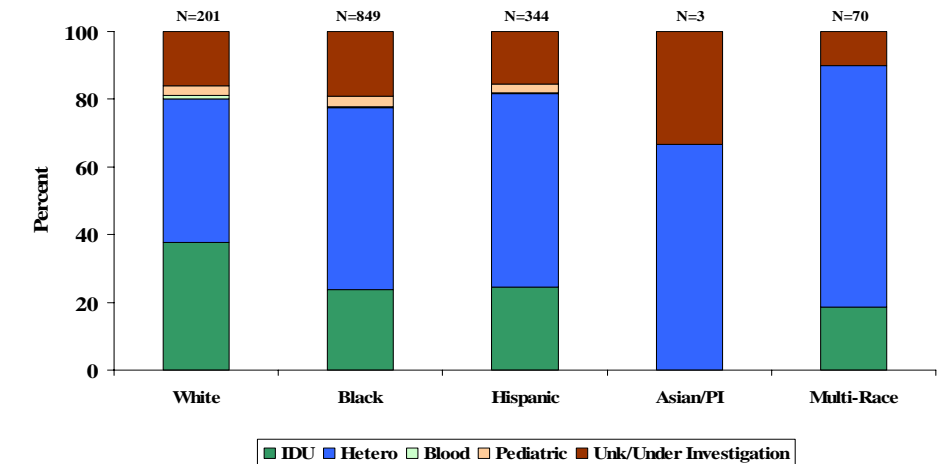
**Persons Ages 13 and Older, Living with HIV/AIDS by Gender, Risk and Current Age Lower Hudson Ryan White Region**



**Males Living with HIV/AIDS by Race/Ethnicity and Risk Lower Hudson Ryan White Region N=2,549**



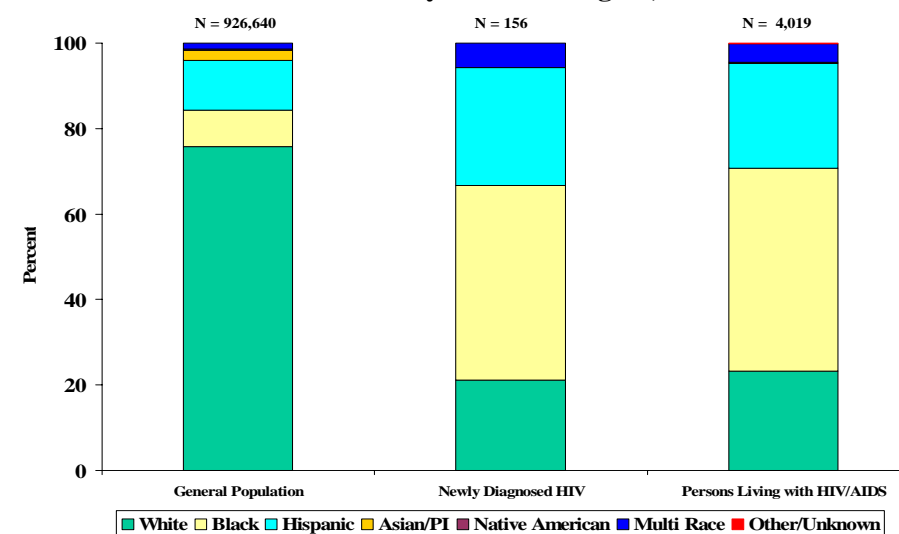
**Females Living with HIV/AIDS by Race/Ethnicity and Risk Lower Hudson Ryan White Region N=1,469**



**Persons Living with HIV/AIDS and Cumulative AIDS Cases Lower Hudson Ryan White Region**

County of Residence at Time of Diagnosis	Living with HIV (non AIDS)		Living with AIDS		Cumulative AIDS Cases	
	Excluding Prisoners	Including Prisoners	Excluding Prisoners	Including Prisoners	Excluding Prisoners	Including Prisoners
Putnam	36	37	90	91	188	189
Rockland	209	215	477	547	979	1,056
Westchester	1,007	1,294	2,200	2,545	4,963	5,545
<b>Totals</b>	<b>1,252</b>	<b>1,546</b>	<b>2,767</b>	<b>3,183</b>	<b>6,130</b>	<b>6,790</b>

**Race/Ethnicity of General Population, Newly Diagnosed HIV and Persons Living with HIV/AIDS Lower Hudson Ryan White Region, 2007**



**Childbearing Women:**

2007 data from the NYS Comprehensive Newborn Screening Program indicate that women giving birth who resided in the Lower-Hudson Valley Ryan White Region had a prevalence of 0.14% (n=21) or approximately one in 714 women giving birth had a positive HIV test result.

**Data Notes**  
 • HIV/AIDS data are as of April 2009. Case numbers for 2007 may increase due to delayed reporting.  
 • Unless individuals are known to be deceased from the NYS or NYC Vital Records or the National Death Index, they are presumed to be living.  
 • HIV/AIDS case data reported here include [a] all CDC-confirmed cases (for which race/ethnicity must be included), [b] all surveilled cases for which race/ethnicity is unknown, and [c] exclude prisoners, unless otherwise noted.

**Data Sources**  
 • Bureau of HIV/AIDS Epidemiology, NYSDOH (BHAIE)  
 • Population for 2007 from U.S. Census, Annual County Resident Population Estimates by Age, Sex, Race and Hispanic Origin 2008

**Contact Information**  
 Bureau of HIV/AIDS Epidemiology  
 New York State Department of Health  
 Corning Tower, Albany, NY 12237  
 (518) 474-4284  
 E-mail: bhaie@health.state.ny.us