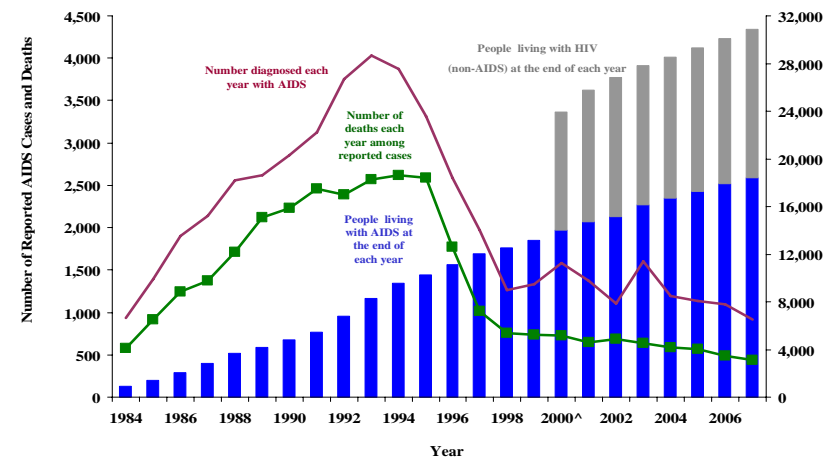


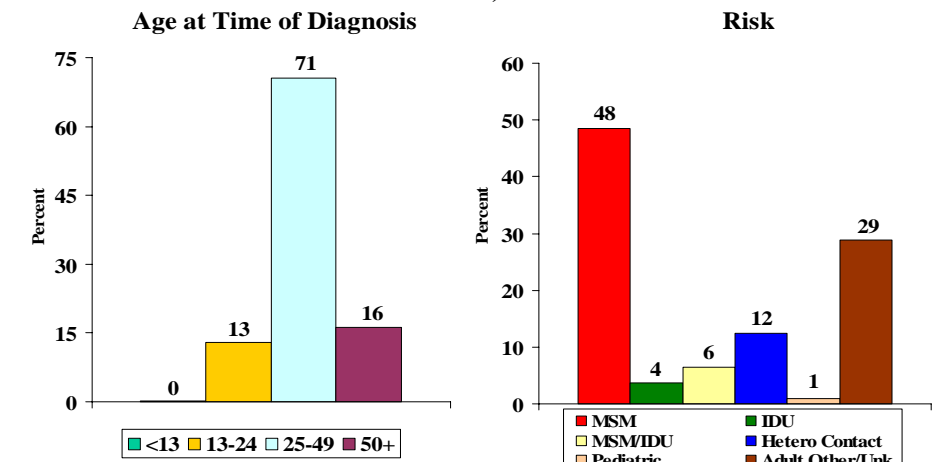
Area Profile for Manhattan, New York City: 2007

Reported AIDS Cases, Persons Living with HIV, Persons Living with AIDS, and Deaths: 1984 through 2007 Manhattan, New York City*



*HIV named reporting began in NYS in 2000
 *Includes prisoners. NYC data do not differentiate prisoners.

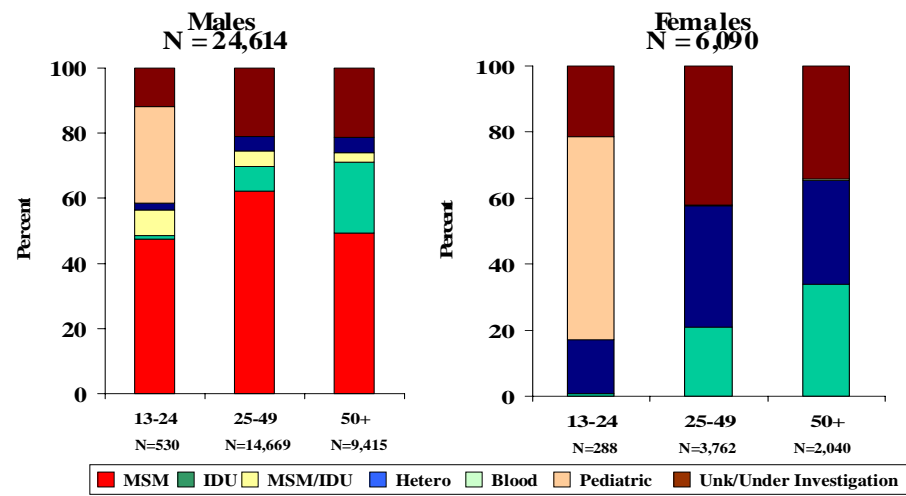
Newly Diagnosed HIV Cases by Age at Time of Diagnosis and Risk January – December 2007 Manhattan, New York City N = 1,145



*Includes prisoners. NYC data do not differentiate prisoners.

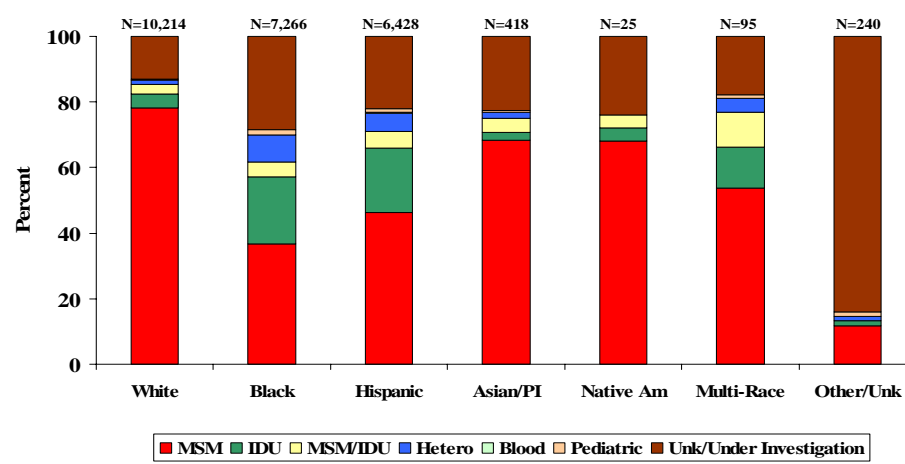


Persons Ages 13 and Older, Living with HIV/AIDS by Gender, Risk and Current Age Manhattan, New York City



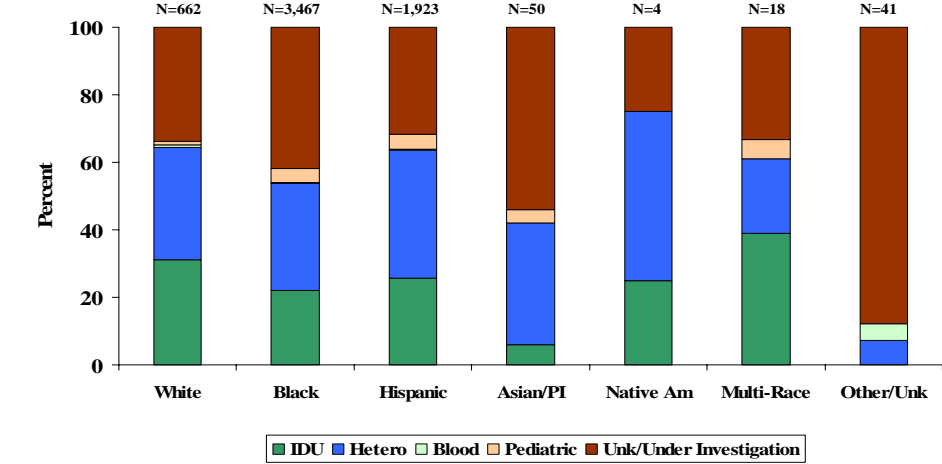
*Includes prisoners. NYC data do not differentiate prisoners.

Males Living with HIV/AIDS by Race/Ethnicity and Risk Manhattan, New York City N=24,686



*Includes prisoners. NYC data do not differentiate prisoners.

Females Living with HIV/AIDS by Race/Ethnicity and Risk Manhattan, New York City N=6,165



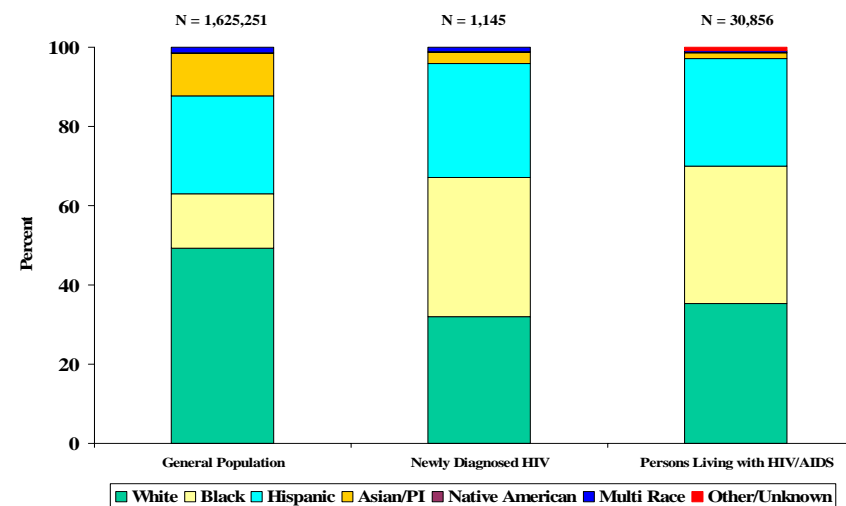
*Includes prisoners. NYC data do not differentiate prisoners.

Persons Living with HIV/AIDS and Cumulative AIDS Cases Manhattan, New York City

United Hospital Fund Neighborhood at Time of Diagnosis	Living with HIV (non AIDS)	Living with AIDS	Cumulative AIDS Cases
Washington Heights – Inwood	1,358	2,098	4,860
Central Harlem-Morningside Heights	1,469	2,446	6,631
East Harlem	973	1,711	4,775
Upper West Side	1,075	1,917	6,431
Upper East Side	494	822	2,302
Chelsea-Clinton	2,441	2,983	7,906
Gramercy Park-Murray Hill	784	1,226	3,559
Greenwich Village-Soho	803	1,170	3,627
Union Square-Lower East Side	1,093	1,916	5,837
Lower Manhattan	196	210	555
Unknown	1,785	1,886	4,244
TOTAL	12,471	18,385	50,727

*Includes prisoners. NYC data do not differentiate prisoners.

Race/Ethnicity of General Population, Newly Diagnosed HIV and Persons Living with HIV/AIDS Manhattan, New York City, 2007



Childbearing Women:

2007 data from the NYS Comprehensive Newborn Screening Program indicate that women giving birth who resided in Manhattan had a prevalence of 0.31% (n=62) or approximately one in 323 women giving birth had a positive HIV test result.

Data Notes

- HIV/AIDS data are as of April 2009. Case numbers for 2007 may increase due to delayed reporting.
- Unless individuals are known to be deceased from the NYS or NYC Vital Records or the National Death Index, they are presumed to be living.
- HIV/AIDS case data reported here include (a) all CDC-confirmed cases (for which race/ethnicity must be included) and (b) all surveilled cases for which race/ethnicity is unknown.

Data Sources

- Bureau of HIV/AIDS Epidemiology, NYSDOH (BHA/E)
- Population for 2007 from U.S. Census, Annual County Resident Population Estimates by Age, Sex, Race and Hispanic Origin 2008

Contact Information:
 Bureau of HIV/AIDS Epidemiology
 New York State Department of Health
 Corning Tower, Albany, NY 12237
 (518) 474-4284
 E-mail: bhae@health.state.ny.us