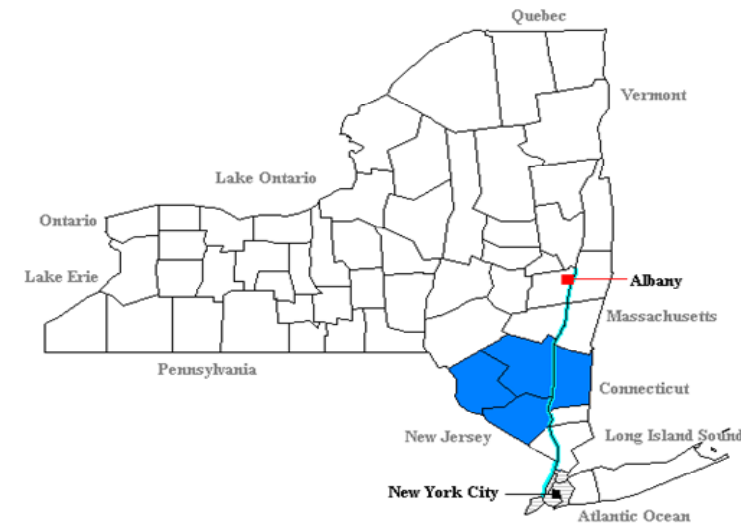
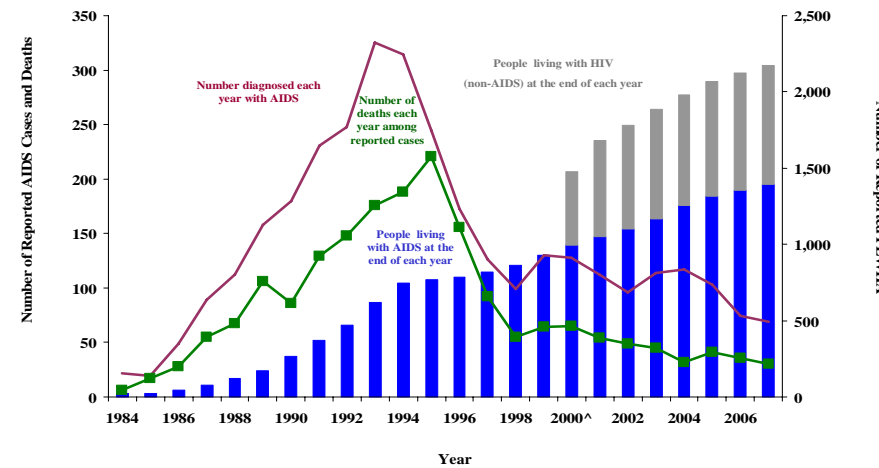


# Area Profiles for Mid Hudson Ryan White Region of New York State: 2007

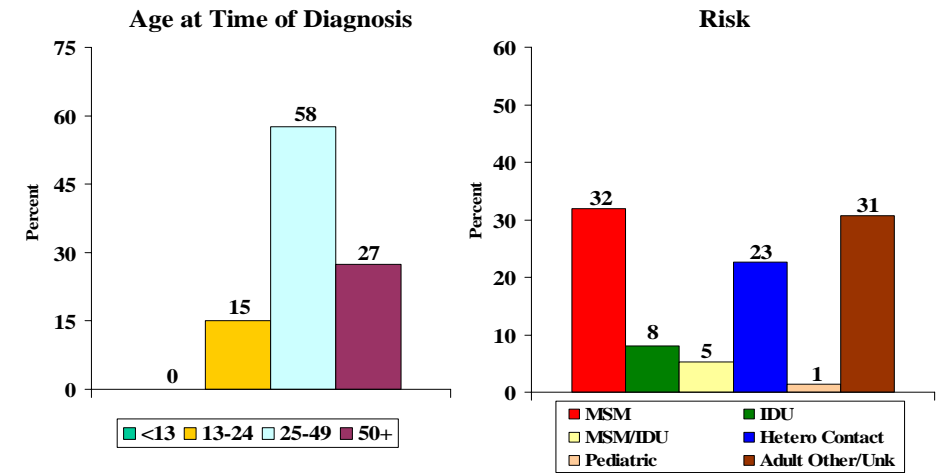


**Reported AIDS Cases, Persons Living with HIV, Persons Living with AIDS, and Deaths: 1984 through 2007  
Mid Hudson Ryan White Region\***

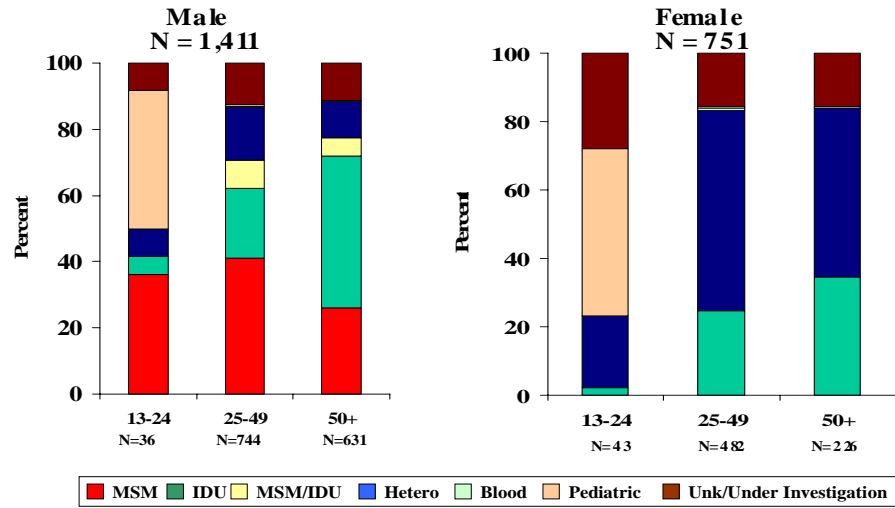


\* HIV named reporting began in NYS in 2000

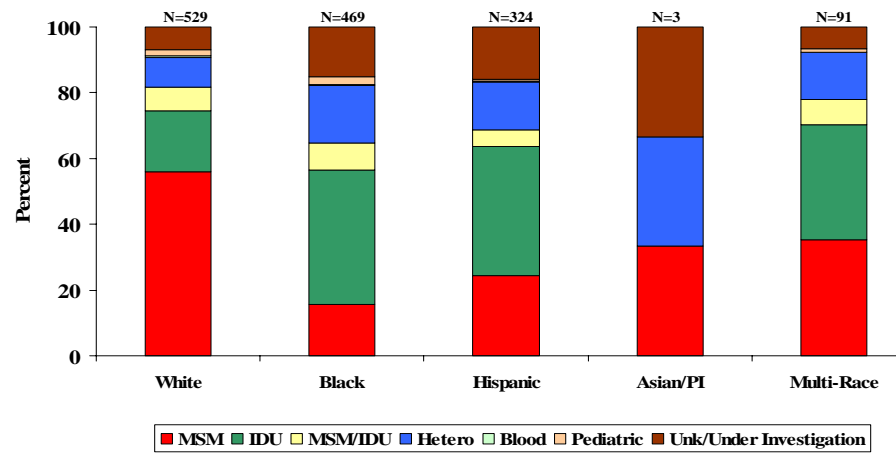
**Newly Diagnosed HIV Cases by Age at Time of Diagnosis and Risk  
January – December 2007  
Mid Hudson Ryan White Region  
N = 75**



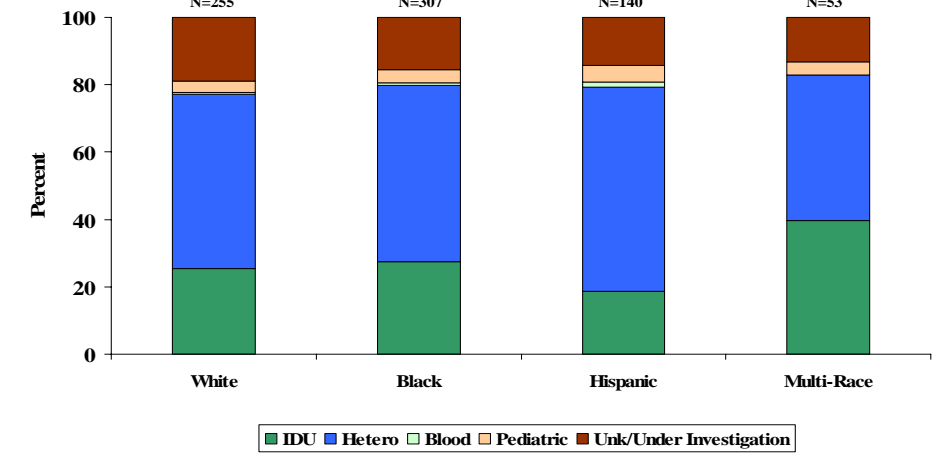
**Persons Ages 13 and Older, Living with HIV/AIDS by Gender, Risk and Current Age  
Mid Hudson Ryan White Region**



**Males Living with HIV/AIDS by Race/Ethnicity and Risk  
Mid Hudson Ryan White Region  
N=1,418**



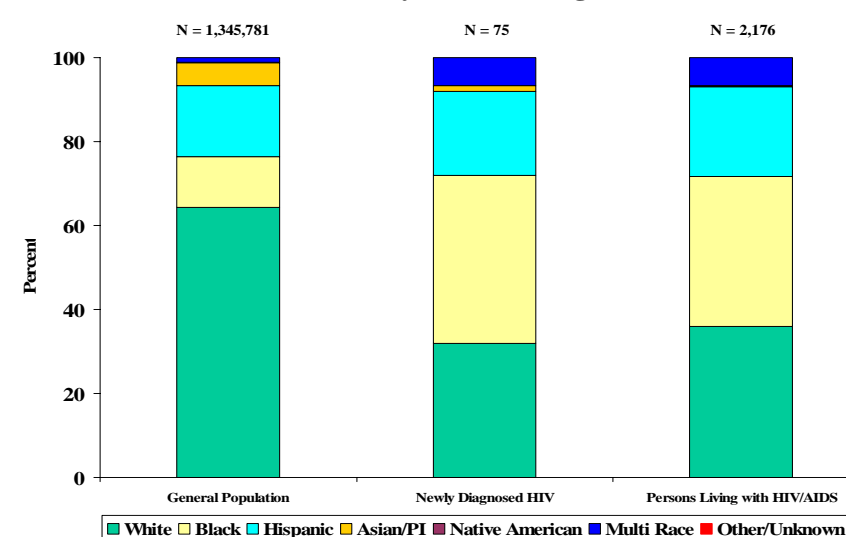
**Females Living with HIV/AIDS by Race/Ethnicity and Risk  
Mid Hudson Ryan White Region  
N=758**



**Persons Living with HIV/AIDS and Cumulative AIDS Cases  
Mid Hudson Ryan White Region**

| County of Residence at Time of Diagnosis | Living with HIV (non AIDS) |                     | Living with AIDS    |                     | Cumulative AIDS Cases |                     |
|--|----------------------------|---------------------|---------------------|---------------------|-----------------------|---------------------|
|  | Excluding Prisoners        | Including Prisoners | Excluding Prisoners | Including Prisoners | Excluding Prisoners   | Including Prisoners |
| Dutchess                                 | 236                        | 468                 | 404                 | 798                 | 970                   | 1,743               |
| Orange                                   | 292                        | 375                 | 524                 | 675                 | 1,220                 | 1,482               |
| Sullivan                                 | 112                        | 173                 | 191                 | 276                 | 514                   | 683                 |
| Ulster                                   | 142                        | 293                 | 275                 | 513                 | 635                   | 1,022               |
| <b>Total</b>                             | <b>782</b>                 | <b>1,309</b>        | <b>1,394</b>        | <b>2,262</b>        | <b>3,339</b>          | <b>4,930</b>        |

**Race/Ethnicity of General Population, Newly Diagnosed HIV and Persons Living with HIV/AIDS  
Mid Hudson Ryan White Region, 2007**



**Childbearing Women:**

2007 data from the NYS Comprehensive Newborn Screening Program indicate that women giving birth who resided in the Mid-Hudson Valley Ryan White Region had a prevalence of 0.16% (n=16) or approximately one in 625 women giving birth had a positive HIV test result.

**Data Notes**  
 • HIV/AIDS data are as of April 2009. Case numbers for 2007 may increase due to delayed reporting.  
 • Unless individuals are known to be deceased from the NYS or NYC Vital Records or the National Death Index, they are presumed to be living.  
 • HIV/AIDS case data reported here include [a] all CDC-confirmed cases (for which race/ethnicity must be included), [b] all surveilled cases for which race/ethnicity is unknown, and [c] exclude prisoners, unless otherwise noted.

**Data Sources**  
 • Bureau of HIV/AIDS Epidemiology, NYSDOH (BHAIE)  
 • Population for 2007 from U.S. Census, Annual County Resident Population Estimates by Age, Sex, Race and Hispanic Origin 2008

**Contact Information**  
 Bureau of HIV/AIDS Epidemiology  
 New York State Department of Health  
 Corning Tower, Albany, NY 12237  
 (518) 474-4284  
 E-mail: bhaie@health.state.ny.us