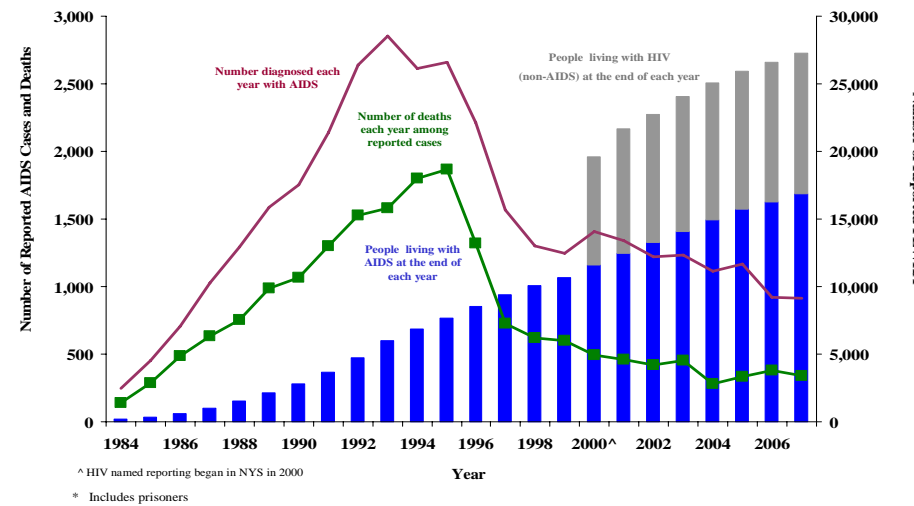
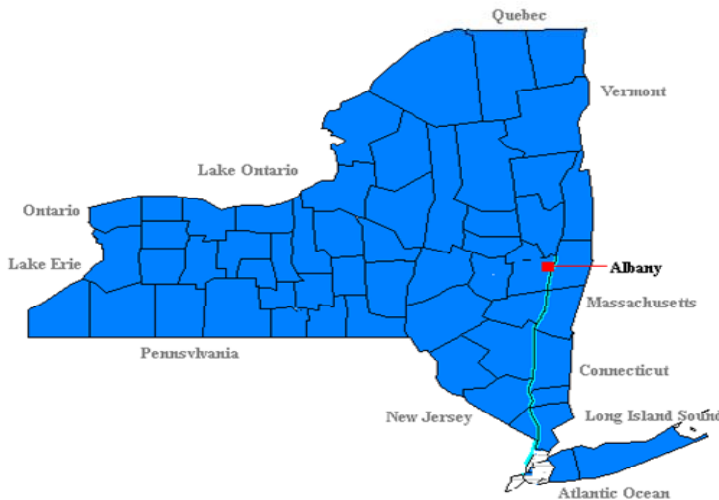
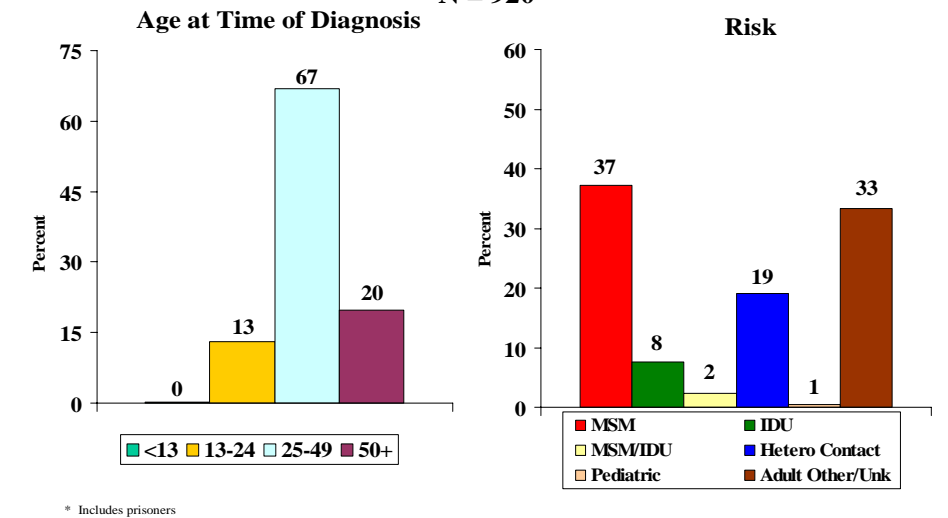


Area Profile New York State, Excluding NYC: 2007

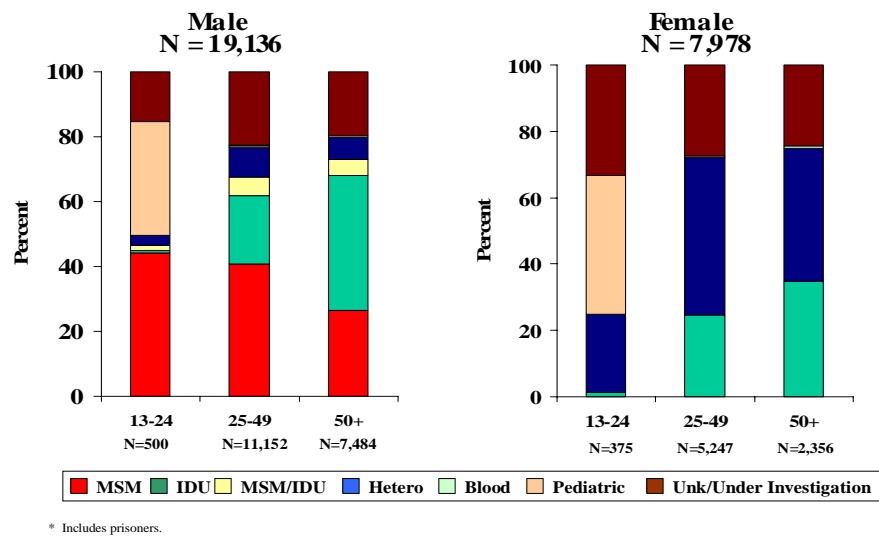
Reported AIDS Cases, Persons Living with HIV, Persons Living with AIDS, and Deaths: 1984 through 2007 New York State, Excluding NYC*



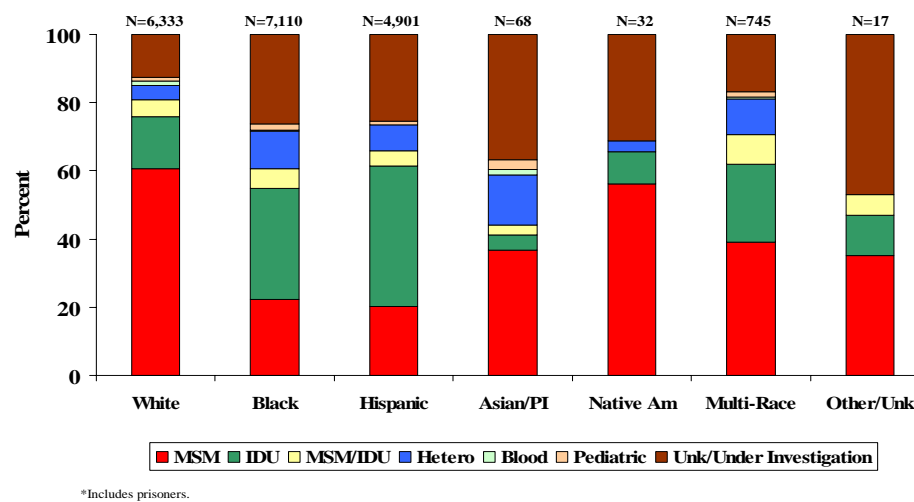
Newly Diagnosed HIV Cases* by Age at Time of Diagnosis and Risk January – December 2007 New York State, Excluding New York City N = 920



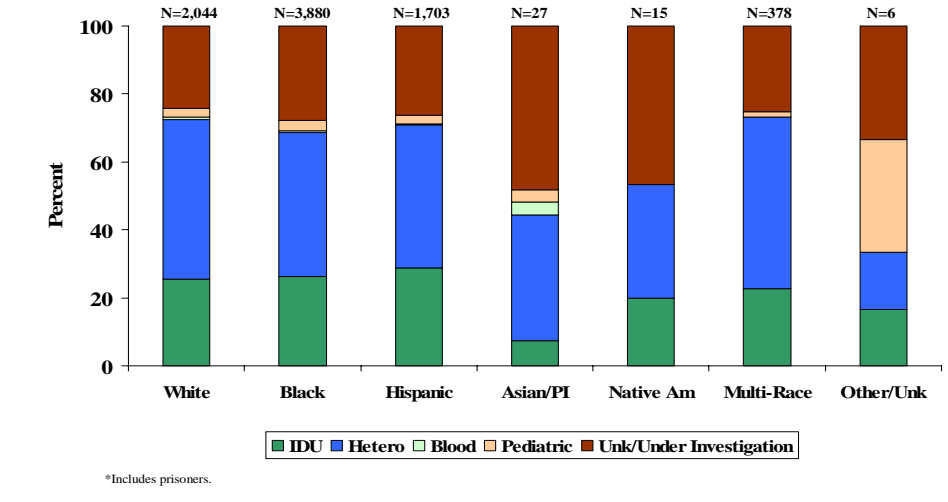
Persons* Ages 13 and Older, Living with HIV/AIDS by Gender, Risk and Current Age New York State, Excluding NYC



Males* Living with HIV/AIDS by Race/Ethnicity and Risk New York State, Excluding New York City N=19,206



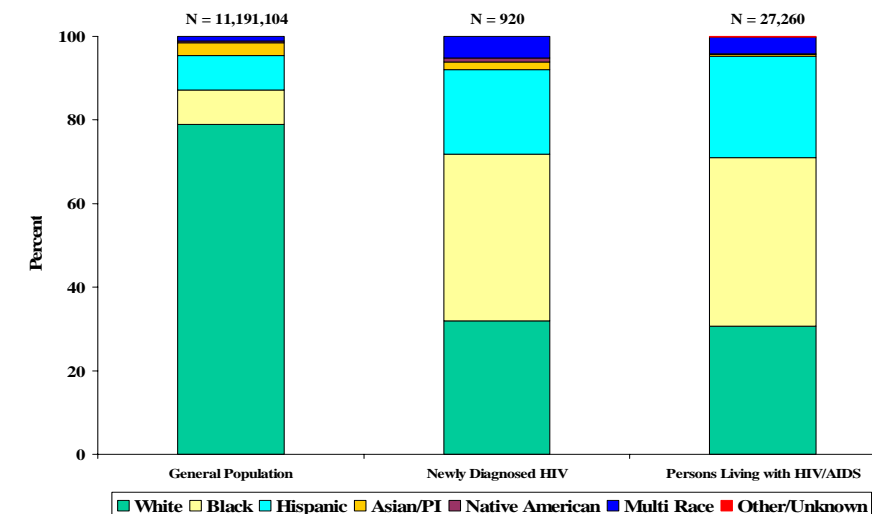
Females* Living with HIV/AIDS by Race/Ethnicity and Risk New York State, Excluding New York City N=8,053



Persons Living with HIV/AIDS and Cumulative AIDS Cases New York State, Excluding New York City

Region of Residence at Time of Diagnosis	Living with HIV (non AIDS)		Living with AIDS		Cumulative AIDS Cases	
	Excluding Prisoners	Including Prisoners	Excluding Prisoners	Including Prisoners	Excluding Prisoners	Including Prisoners
Albany	988	1,552	1,370	2,258	2,818	4,487
Binghamton	172	177	227	242	426	449
Buffalo	935	1,348	1,240	1,810	2,688	3,664
Lower Hudson	1,252	1,546	2,767	3,183	6,130	6,790
Mid-Hudson	782	1,309	1,394	2,262	3,339	4,930
Nassau/Suffolk	1,916	1,979	3,455	3,562	8,331	8,516
Rochester	1,038	1,283	1,381	1,678	2,881	3,368
Syracuse	643	1,206	1,062	1,865	2,186	3,583
Totals	7,726	10,400	12,896	16,860	28,799	35,787

Race/Ethnicity of General Population, Newly Diagnosed HIV and Persons Living with HIV/AIDS New York State, Excluding NYC, 2007



Childbearing Women:

2007 data from the NYS Comprehensive Newborn Screening Program indicate that women giving birth who resided in New York State, exclusive of NYC had a prevalence of 0.10% (n=122) or approximately one in 1000 women giving birth had a positive HIV test result.

Data Notes

HIV/AIDS data are as of April 2009. Case numbers for 2007 may increase due to delayed reporting.
 Unless individuals are known to be deceased from the NYS or NYC Vital Records or the National Death Index, they are presumed to be living.
 HIV/AIDS case data reported here include [a] all CDC-confirmed cases (for which race/ethnicity must be included), [b] all surveilled cases for which race/ethnicity is unknown, and [c] exclude prisoners, unless otherwise noted.

Data Sources

Bureau of HIV/AIDS Epidemiology, NYSDOH (BHAE)
 Population for 2007 from U.S. Census, Annual County Resident Population Estimates by Age, Sex, Race and Hispanic Origin 2008

Contact Information:

Bureau of HIV/AIDS Epidemiology
 New York State Department of Health
 Corning Tower, Albany, NY 12237
 (518) 474-4284
 E-mail: bhae@health.state.ny.us