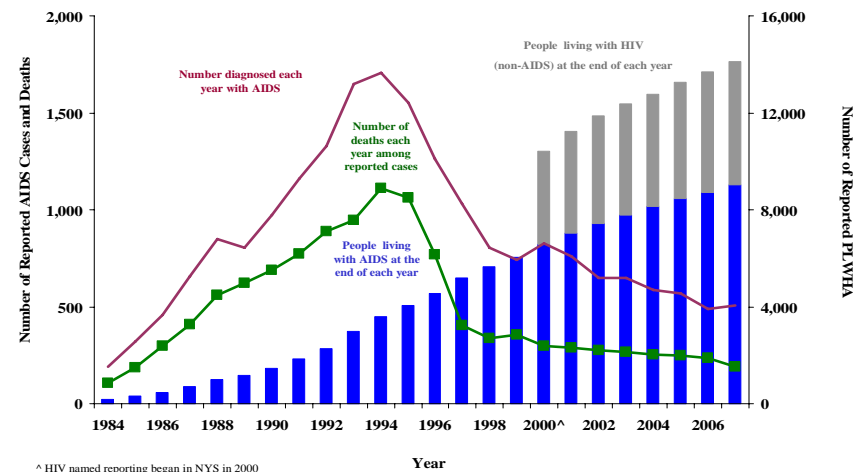


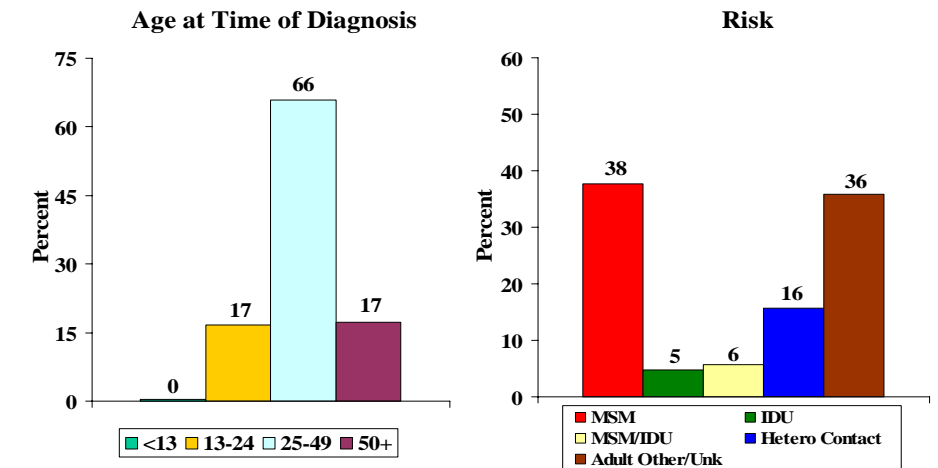
Area Profile for Queens, New York City: 2007

Reported AIDS Cases, Persons Living with HIV, Persons Living with AIDS, and Deaths: 1984 through 2007 Queens, New York City*



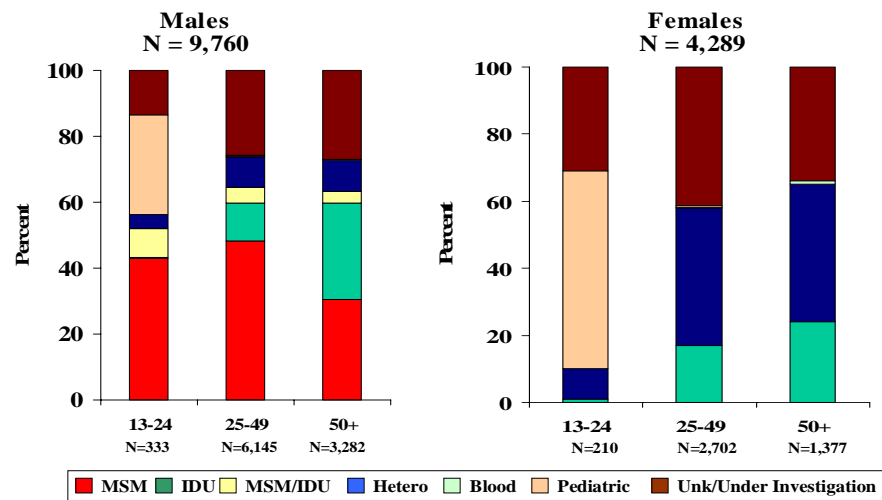
*HIV named reporting began in NYS in 2000
*Includes prisoners. NYC data do not differentiate prisoners.

Newly Diagnosed HIV Cases by Age at Time of Diagnosis and Risk January – December 2007 Queens, New York City N = 567



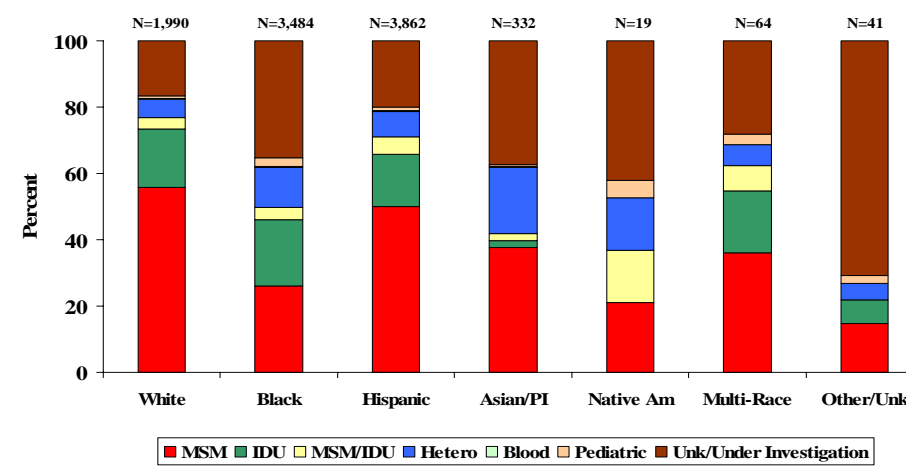
*Includes prisoners. NYC data do not differentiate prisoners.

Persons Ages 13 and Older, Living with HIV/AIDS by Gender, Risk and Current Age Queens, New York City



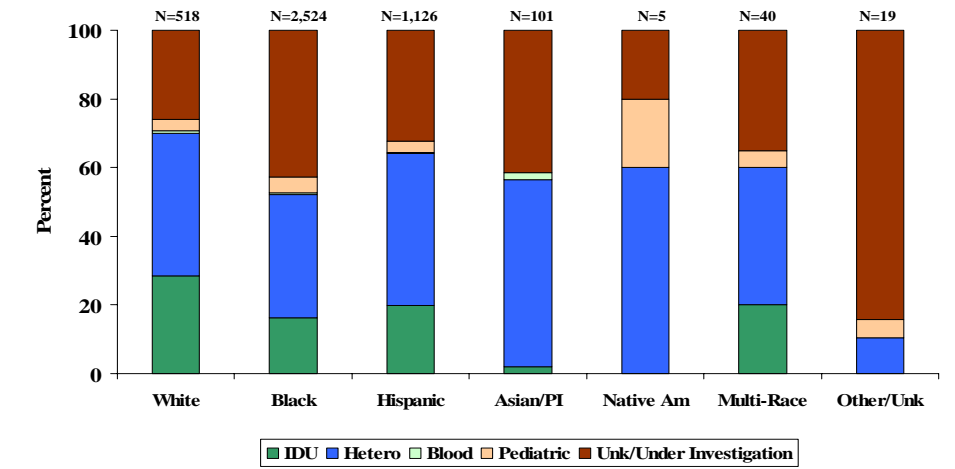
*Includes prisoners. NYC data do not differentiate prisoners.

Males Living with HIV/AIDS by Race/Ethnicity and Risk Queens, New York City N=9,792



*Includes prisoners. NYC data do not differentiate prisoners.

Females Living with HIV/AIDS by Race/Ethnicity and Risk Queens, New York City N=4,333



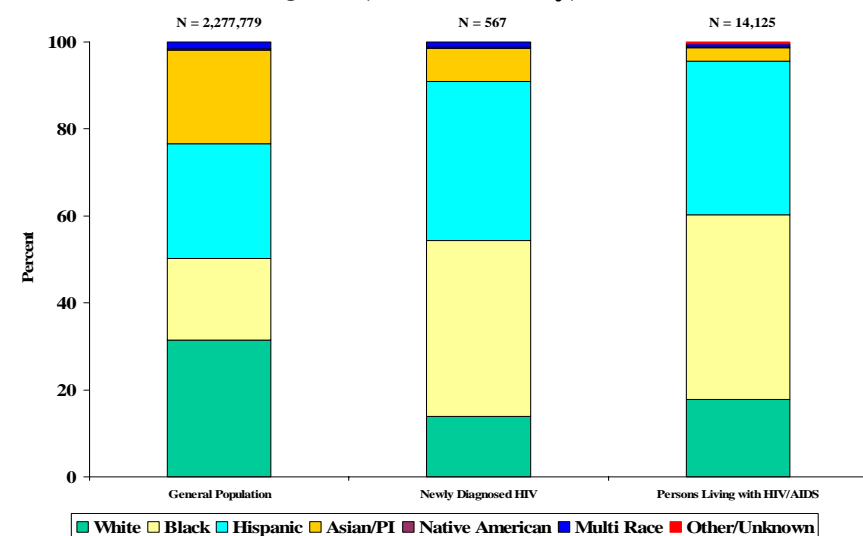
*Includes prisoners. NYC data do not differentiate prisoners.

Persons Living with HIV/AIDS and Cumulative AIDS Cases Queens, New York City

United Hospital Fund Neighborhood at Time of Diagnosis	Living with HIV (non AIDS)	Living with AIDS	Cumulative AIDS Cases
Long Island City-Astoria	589	936	2,105
West Queens	1,417	2,616	5,468
Flushing-Clearview	195	408	1,002
Bayside – Little Neck	48	84	234
Ridgewood-Forest Hills	330	538	1,319
Fresh Meadows	84	139	350
Southwest Queens	446	755	1,902
Jamaica	838	1,638	4,075
Southeast Queens	346	636	1,454
Rockaway	270	448	1,176
Unknown	542	822	1,592
TOTAL	5,105	9,020	20,677

*Includes prisoners. NYC data do not differentiate prisoners.

Race/Ethnicity of General Population, Newly Diagnosed HIV and Persons Living with HIV/AIDS Queens, New York City, 2007



Childbearing Women:

2007 data from the NYS Comprehensive Newborn Screening Program indicate that women giving birth who resided in Queens had a prevalence of 0.19% (n=58) or approximately one in 526 women giving birth had a positive HIV test result.

Data Notes
 •HIV/AIDS data are as of April 2009. Case numbers for 2007 may increase due to delayed reporting.
 •Unless individuals are known to be deceased from the NYS or NYC Vital Records or the National Death Index, they are presumed to be living.
 •HIV/AIDS case data reported here include (a) all CDC-confirmed cases (for which race/ethnicity must be included) and (b) all surveilled cases for which race/ethnicity is unknown.

Data Sources
 • Bureau of HIV/AIDS Epidemiology, NYSDOH (BHAIE)
 • Population for 2007 from U.S. Census, Annual County Resident Population Estimates by Age, Sex, Race and Hispanic Origin 2008

Contact Information:
 Bureau of HIV/AIDS Epidemiology
 New York State Department of Health
 Corning Tower, Albany, NY 12237
 (518) 474-4284
 E-mail: bhae@health.state.ny.us