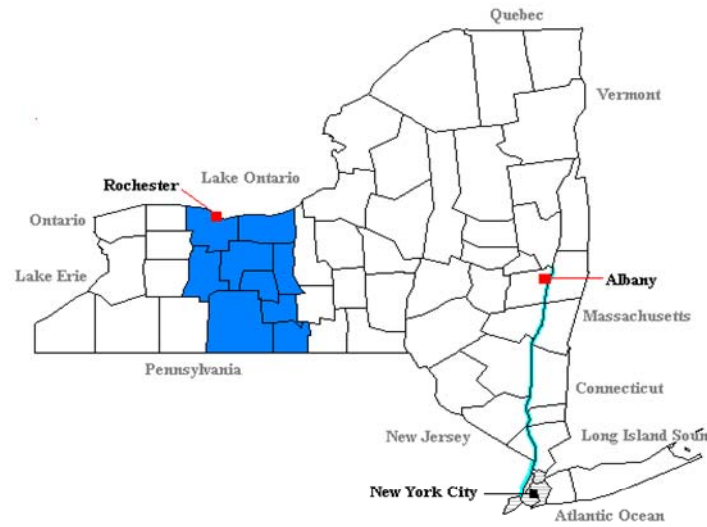
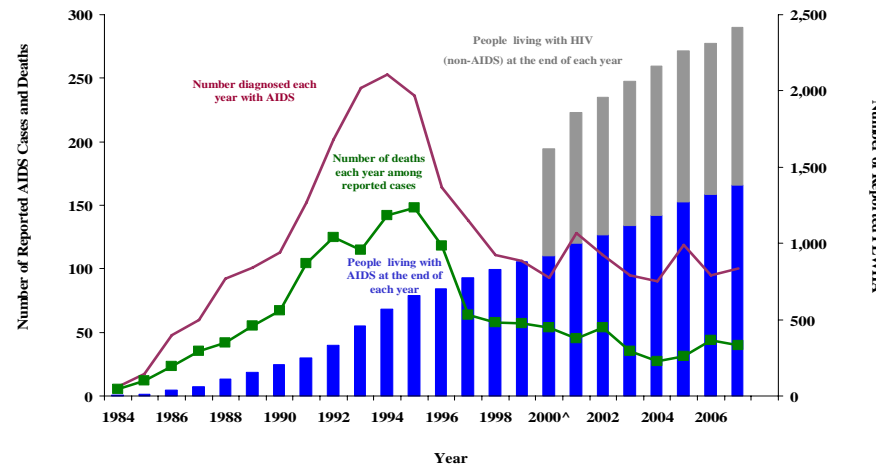


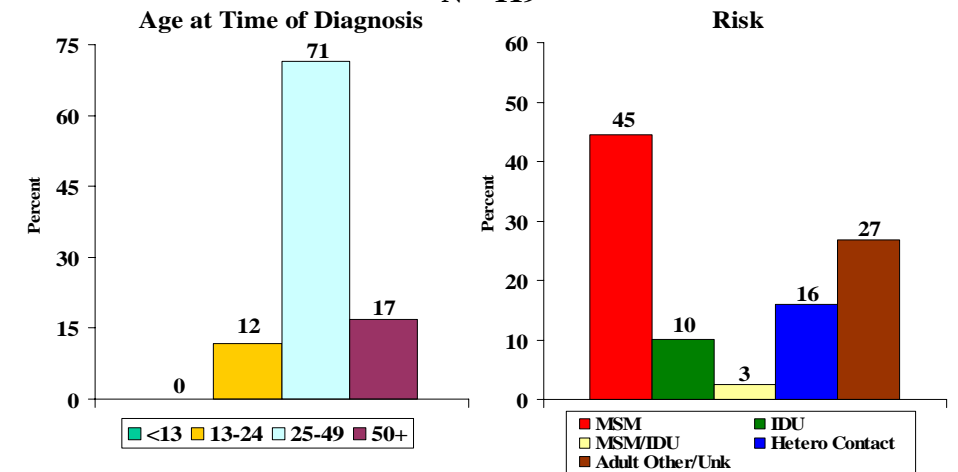
Area Profile for Rochester Ryan White Region of New York State: 2007



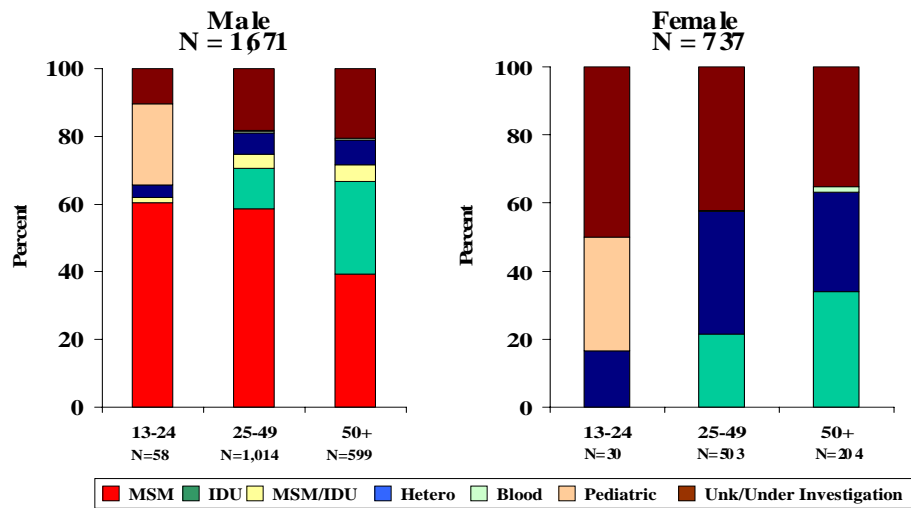
Reported AIDS Cases, Persons Living with HIV, Persons Living with AIDS, and Deaths: 1984 through 2007
Rochester Ryan White Region*



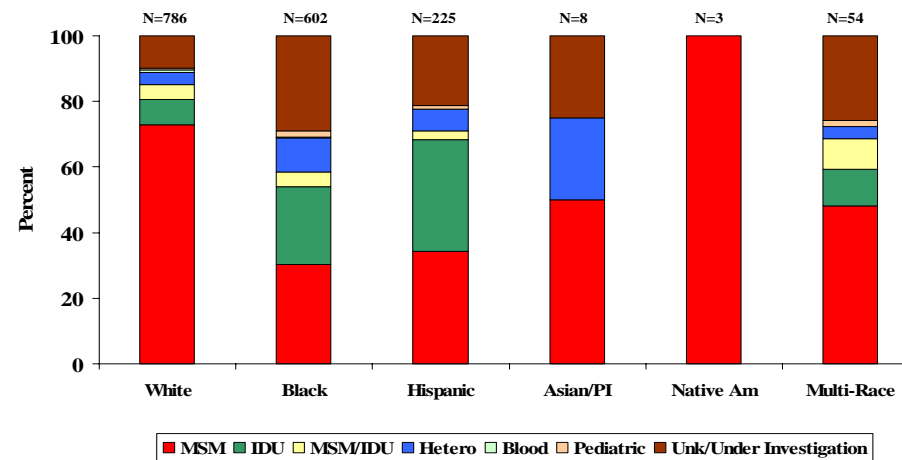
Newly Diagnosed HIV Cases by Age at Time of Diagnosis and Risk
January – December 2007
Rochester Ryan White Region
N = 119



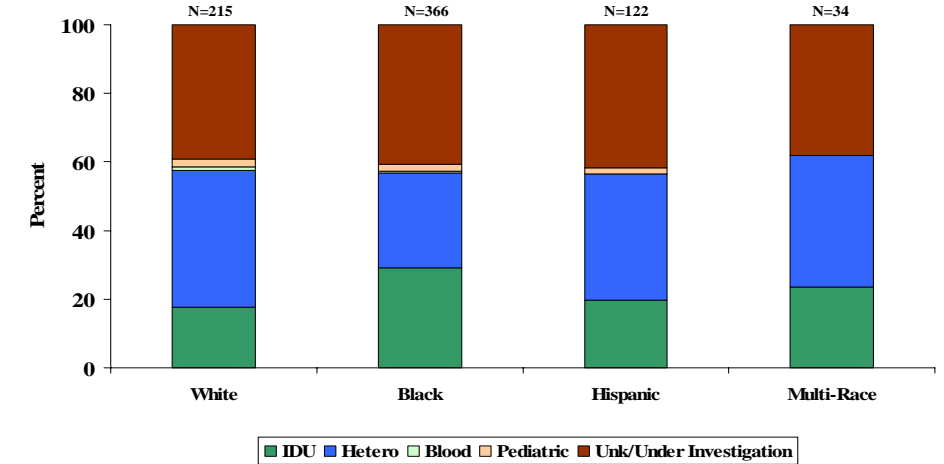
Persons Ages 13 and Older, Living with HIV/AIDS by Gender, Risk and Current Age
Rochester Ryan White Region



Males Living with HIV/AIDS by Race/Ethnicity and Risk
Rochester Ryan White Region
N=1,679



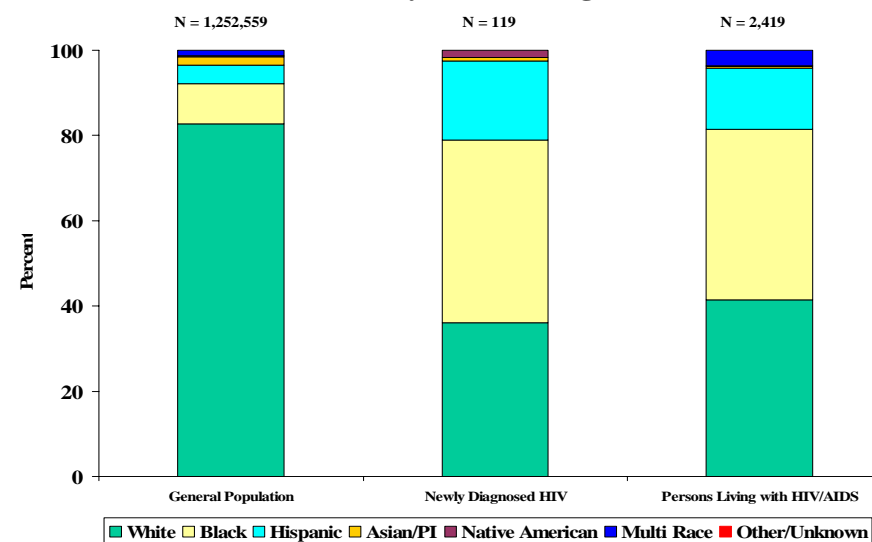
Females Living with HIV/AIDS by Race/Ethnicity and Risk
Rochester Ryan White Region
N=740



Persons Living with HIV/AIDS and Cumulative AIDS Cases
Rochester Ryan White Region

County of Residence at Time of Diagnosis	Living with HIV (non AIDS)		Living with AIDS		Cumulative AIDS Cases	
	Excluding Prisoners	Including Prisoners	Excluding Prisoners	Including Prisoners	Excluding Prisoners	Including Prisoners
Chemung	55	114	45	122	133	285
Livingston	21	91	30	108	67	212
Monroe	814	862	1,170	1,238	2,392	2,492
Ontario	35	35	40	43	65	68
Schuyler	2	5	4	6	14	16
Seneca	18	67	9	67	22	89
Steuben	33	36	33	35	82	85
Wayne	52	65	46	55	95	110
Yates	8	8	4	4	11	11
Totals	1,038	1,283	1,381	1,678	2,881	3,368

Race/Ethnicity of General Population, Newly Diagnosed HIV and Persons Living with HIV/AIDS
Rochester Ryan White Region, 2007



Childbearing Women:
2007 data from the NYS Comprehensive Newborn Screening Program indicate that women giving birth who resided in the Rochester Ryan White Region had a prevalence of 0.09% (n=12) or approximately one in 1111 women giving birth had a positive HIV test result.

Data Notes
• HIV/AIDS data are as of April 2009. Case numbers for 2007 may increase due to delayed reporting.
• Unless individuals are known to be deceased from the NYS or NYC Vital Records or the National Death Index, they are presumed to be living.
• HIV/AIDS case data reported here include [a] all CDC-confirmed cases (for which race/ethnicity must be included), [b] all surveilled cases for which race/ethnicity is unknown, and [c] exclude prisoners, unless otherwise noted.

Data Sources
• Bureau of HIV/AIDS Epidemiology, NYSDOH (BHAe)
• Population for 2007 from U.S. Census, Annual County Resident Population Estimates by Age, Sex, Race and Hispanic Origin 2008

Contact Information
Bureau of HIV/AIDS Epidemiology
New York State Department of Health
Corning Tower, Albany, NY 12237
(518) 474-4284
E-mail: bhae@health.state.ny.us