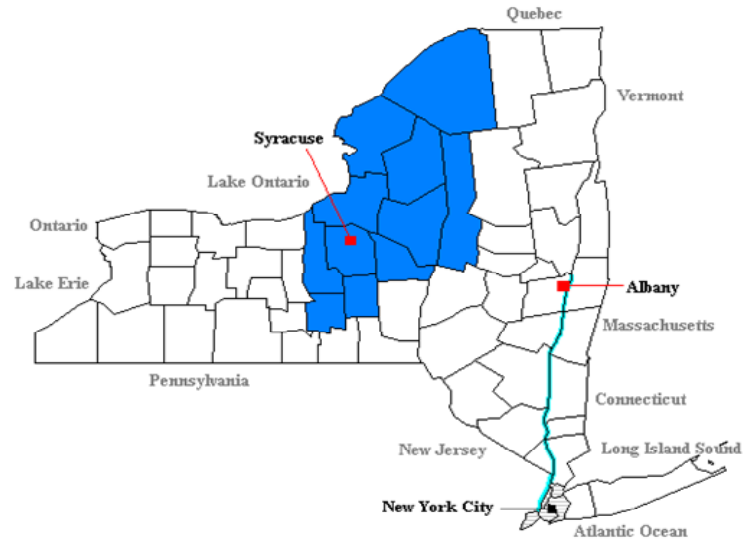
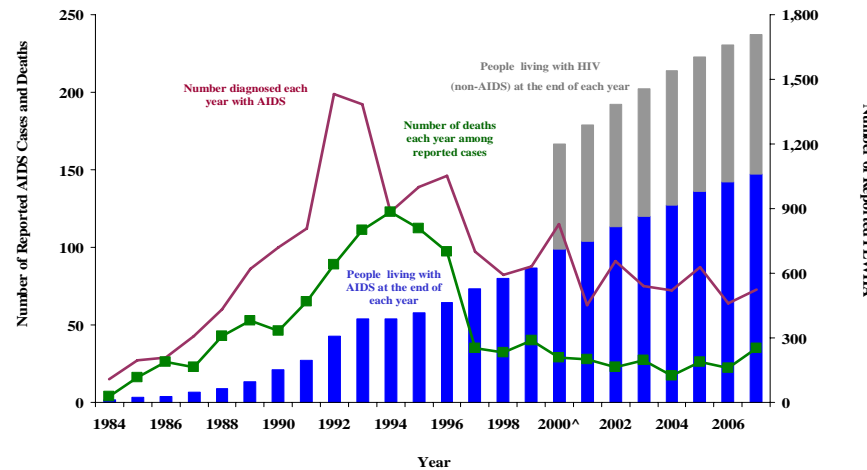


Area Profile for Syracuse Ryan White Region of New York State: 2007

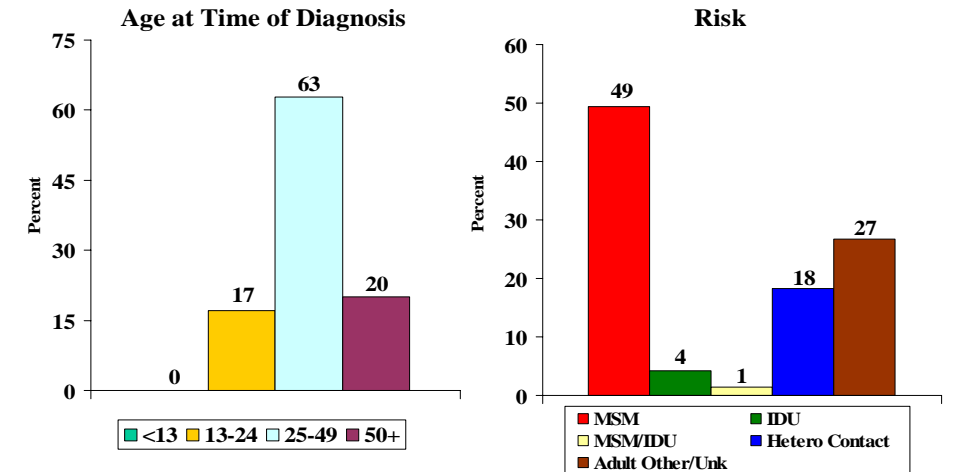


**Reported AIDS Cases, Persons Living with HIV, Persons Living with AIDS, and Deaths: 1984 through 2007
Syracuse Ryan White Region***

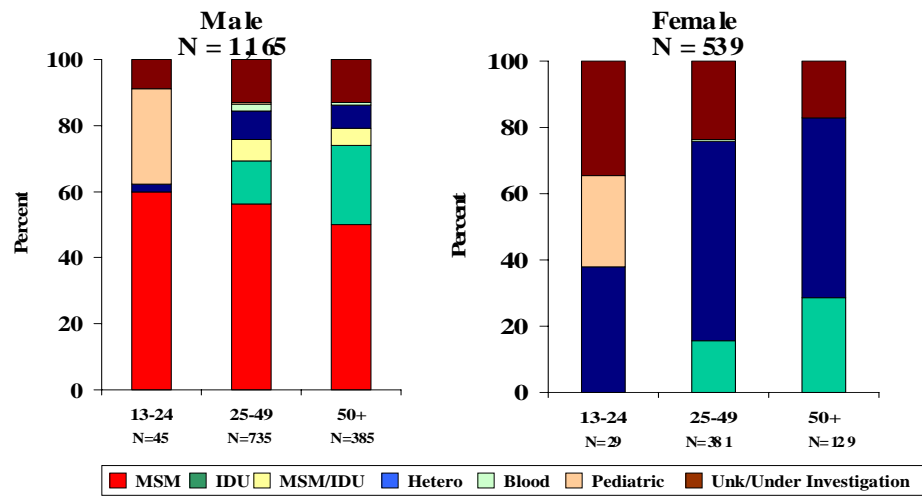


* HIV named reporting began in NYS in 2000

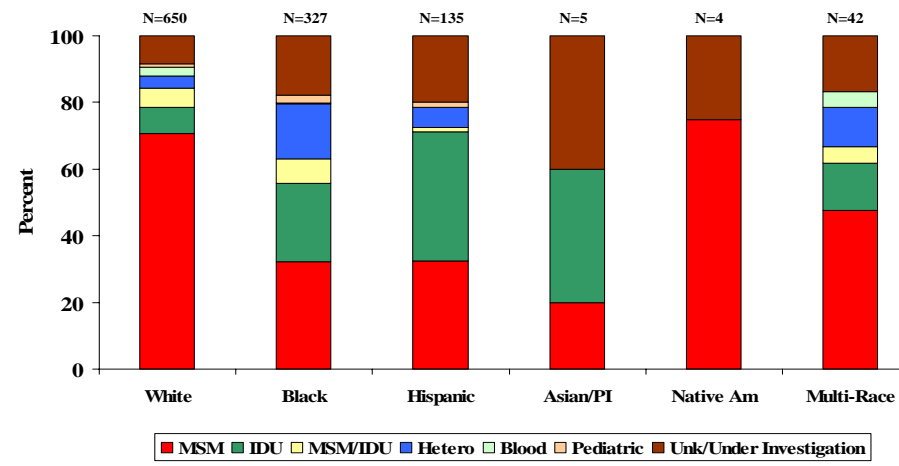
**Newly Diagnosed HIV Cases by Age at Time of Diagnosis and Risk
January – December 2007
Syracuse Ryan White Region
N = 71**



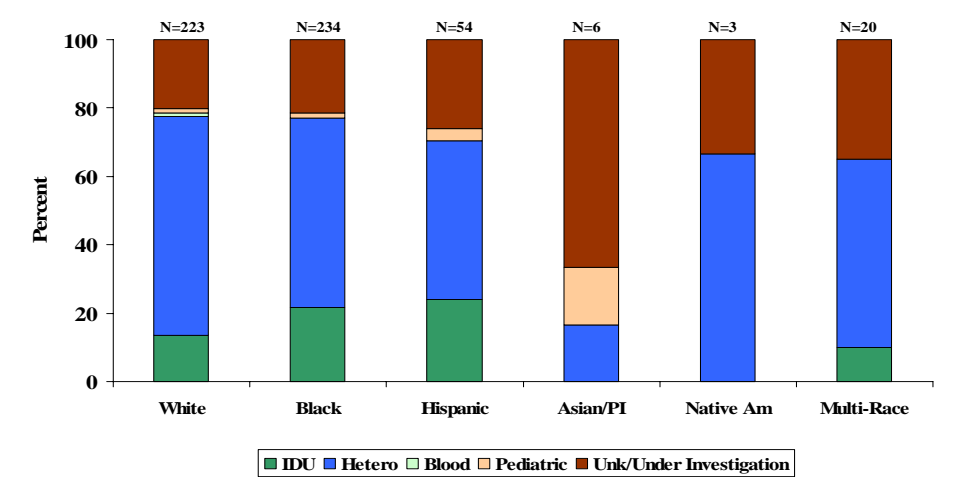
**Persons Ages 13 and Older, Living with HIV/AIDS by Gender, Risk and Current Age
Syracuse Ryan White Region**



**Males Living with HIV/AIDS by Race/Ethnicity and Risk
Syracuse Ryan White Region
N=1,164**



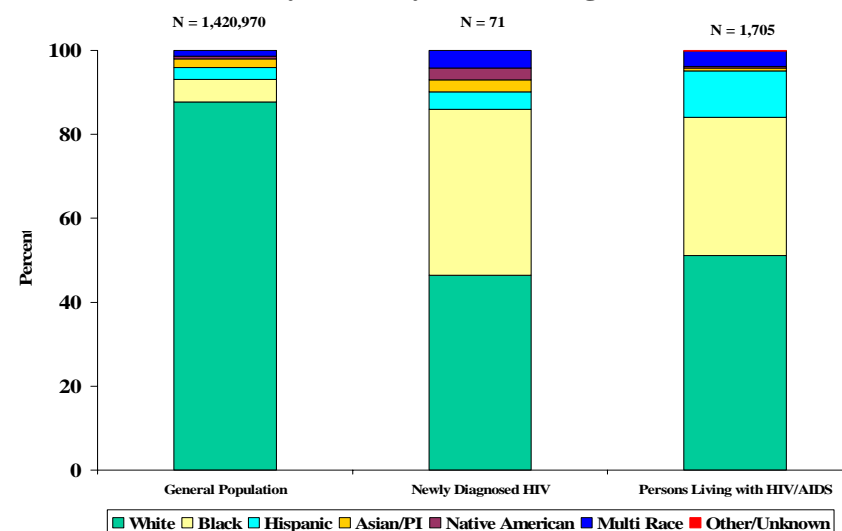
**Females Living with HIV/AIDS by Race/Ethnicity and Risk
Syracuse Ryan White Region
N=541**



**Persons Living with HIV/AIDS and Cumulative AIDS Cases
Syracuse Ryan White Region**

County of Residence at Time of Diagnosis	Living with HIV (non AIDS)		Living with AIDS		Cumulative AIDS Cases	
	Excluding Prisoners	Including Prisoners	Excluding Prisoners	Including Prisoners	Excluding Prisoners	Including Prisoners
Cayuga	33	97	51	158	91	323
Cortland	6	6	12	12	26	26
Herkimer	24	24	22	24	40	42
Jefferson	27	187	42	176	80	296
Lewis	20	21	6	6	12	12
Madison	15	19	19	29	39	54
Oneida	105	310	174	527	385	1,017
Onondaga	313	334	555	580	1,191	1,225
Oswego	26	27	51	51	95	95
St. Lawrence	31	137	54	223	88	351
Tompkins	43	44	76	79	139	142
Totals	643	1,206	1,062	1,865	2,186	3,583

**Race/Ethnicity of General Population, Newly Diagnosed HIV and Persons Living with HIV/AIDS
Syracuse Ryan White Region**



Childbearing Women:

2007 data from the NYS Comprehensive Newborn Screening Program indicate that women giving birth who resided in the Syracuse Ryan White Region had a prevalence of 0.06% (n=10) or approximately one in 1667 women giving birth had a positive HIV test result.

Data Notes

- HIV/AIDS data are as of April 2009. Case numbers for 2007 may increase due to delayed reporting.
- Unless individuals are known to be deceased from the NYS or NYC Vital Records or the National Death Index, they are presumed to be living.
- HIV/AIDS case data reported here include [a] all CDC-confirmed cases (for which race/ethnicity must be included), [b] all surveilled cases for which race/ethnicity is unknown, and [c] exclude prisoners, unless otherwise noted.

Data Sources

- Bureau of HIV/AIDS Epidemiology, NYSDOH (BHA/E)
- Population for 2007 from U.S. Census, Annual County Resident Population Estimates by Age, Sex, Race and Hispanic Origin 2008

Contact Information
Bureau of HIV/AIDS Epidemiology
New York State Department of Health
Coming Tower, Albany, NY 12237
(518) 474-4284
E-mail: bhae@health.state.ny.us