

# Weekly Influenza Surveillance Report

The New York State Department of Health (NYSDOH) collects, compiles, and analyzes information on influenza activity year round in New York State (NYS) and produces this weekly report during the influenza season (October through the following May).<sup>1</sup>

## During the week ending May 19, 2018

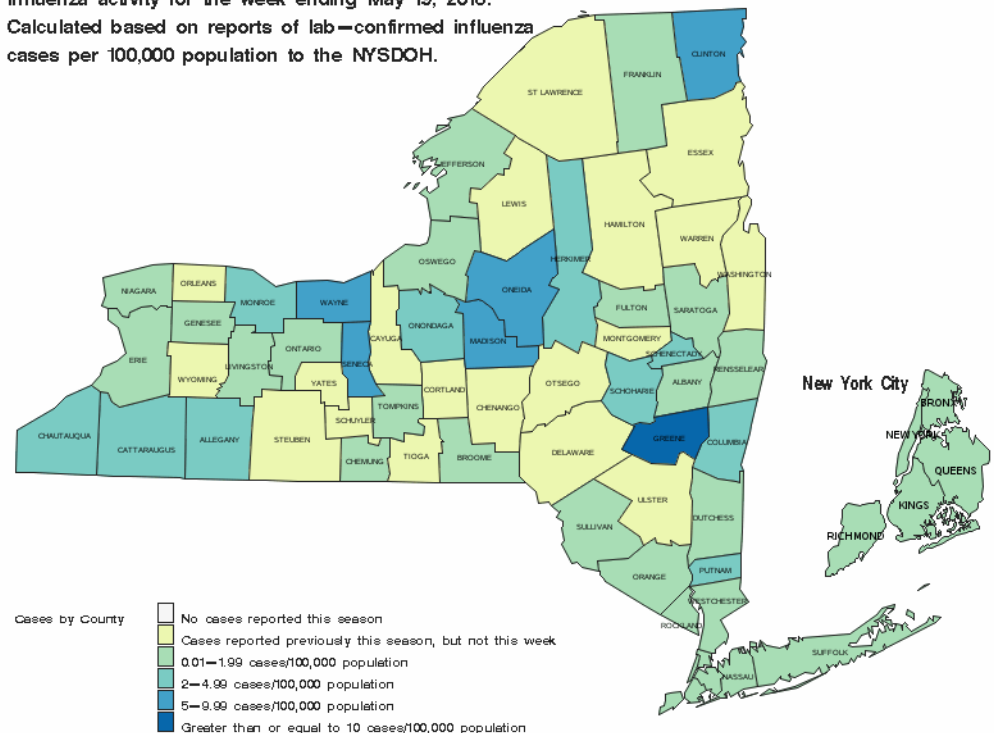
- Influenza activity level was categorized as geographically **local**<sup>2</sup>. This is the first week that local activity has been reported following 23 consecutive weeks of geographically widespread activity.
- There were **232** laboratory-confirmed influenza reports, a **49% decrease** over last week.
- Of the **894** specimens submitted to WHO/NREVSS laboratories, **58 (6.49%)** were positive for influenza.
- Of the **177** specimens tested at Wadsworth Center, **164** were positive for influenza. **9** were **influenza A (H1)**, **106** were **influenza A (H3)**, and **49** were **influenza B (Yamagata)**.
- Reports of percent of patient visits for influenza-like illness (ILI)<sup>3</sup> from ILINet providers was **1.57%**, which is below the regional baseline of 3.10%.
- The number of patients hospitalized with laboratory-confirmed influenza was **55** a **46% decrease** over last week.
- There were **no** influenza-associated pediatric deaths reported this week. There have been **six** influenza-associated pediatric deaths reported this season.
- Preliminary results for **influenza vaccine effectiveness (VE)** are published on CDC's website at [https://www.cdc.gov/mmwr/volumes/67/wr/mm6706a2.htm?s\\_cid=mm6706a2\\_w](https://www.cdc.gov/mmwr/volumes/67/wr/mm6706a2.htm?s_cid=mm6706a2_w).

## Laboratory Reports of Influenza (including NYC)

All clinical laboratories that perform testing on residents of NYS report all positive influenza test results to NYSDOH.

- 43 counties reported cases this week.
- Incidence ranged from 0-10.52 cases/100,000 population.

Influenza activity for the week ending May 19, 2018.  
Calculated based on reports of lab-confirmed influenza cases per 100,000 population to the NYSDOH.



<sup>1</sup> Information about influenza monitoring in New York City (NYC) is available from the NYC Department of Health and Mental Hygiene website at <http://www.nyc.gov/html/doh/>. National influenza surveillance data is available on CDC's FluView website at <http://www.cdc.gov/flu/weekly/>.

<sup>2</sup> **No Activity:** No laboratory-confirmed cases of influenza reported to the NYSDOH.

**Sporadic:** Small numbers of lab-confirmed cases of influenza reported.

**Local:** Increased or sustained numbers of lab-confirmed cases of influenza reported in a single region of New York State; sporadic in rest of state.

**Regional:** Increased or sustained numbers of lab-confirmed cases of influenza reported in at least two regions but in fewer than 31 of 62 counties.

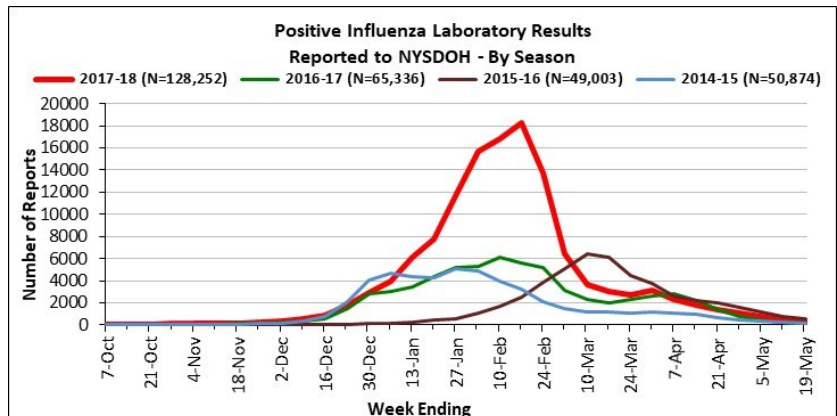
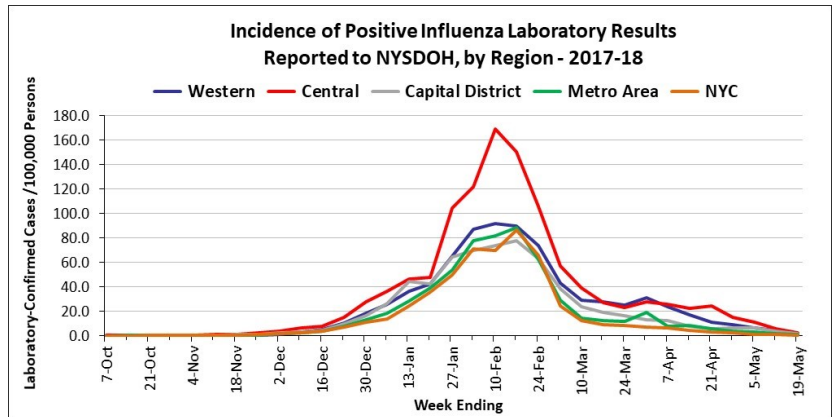
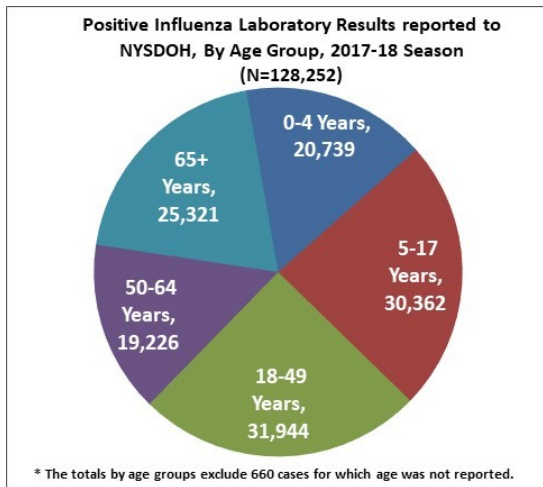
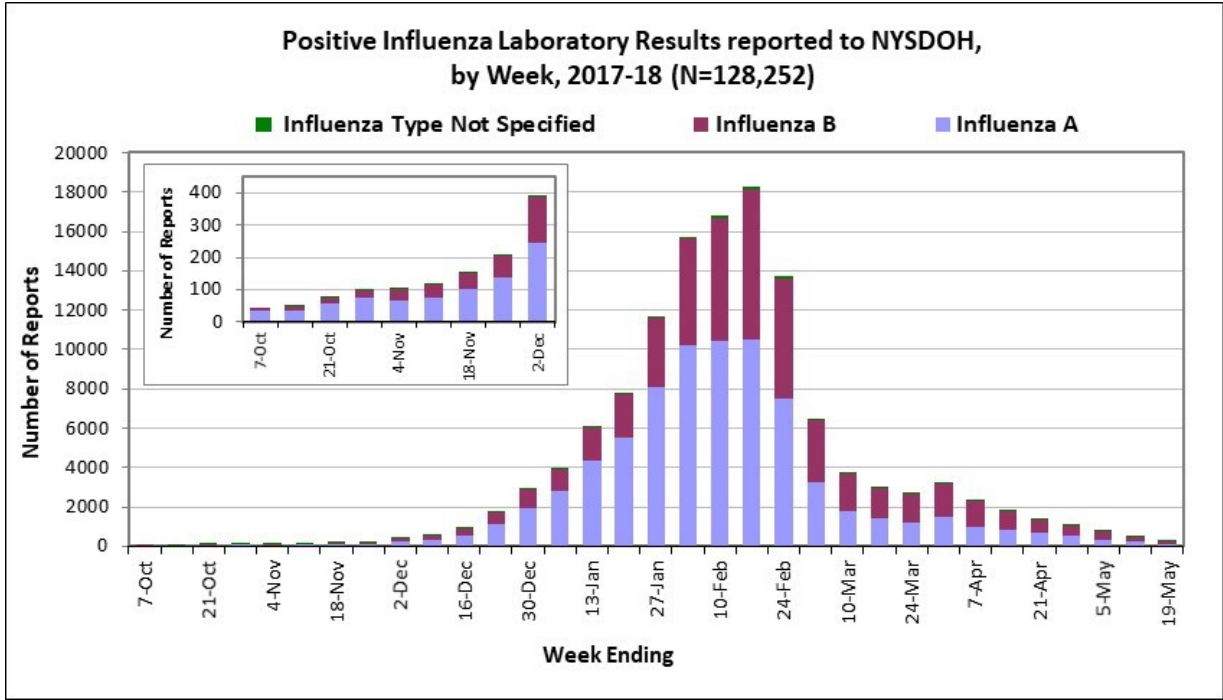
**Widespread:** Increased or sustained numbers of lab-confirmed cases of influenza reported in greater than 31 of the 62 counties.

Increased or sustained is defined as 2 or more cases of laboratory-confirmed influenza per 100,000 population.

<sup>3</sup> ILI = influenza-like illness, defined as temperature 100° F with cough and/or sore throat in the absence of a known cause other than influenza

### Laboratory Reports of Influenza (including NYC)

Test results may identify influenza Type A, influenza Type B, or influenza without specifying Type A or B. Some tests only give a positive or negative result and cannot identify influenza type (not specified).



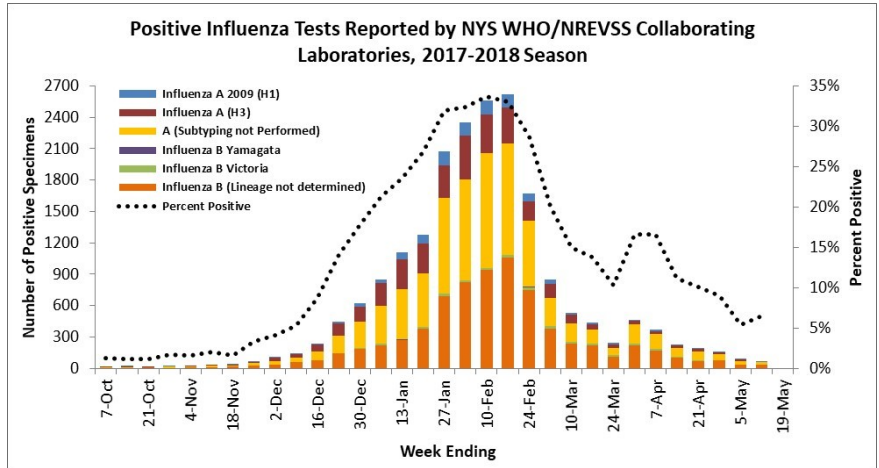
## Laboratory Reports of Influenza (including NYC)

Data shown in the table represents the number of laboratory-confirmed cases by county for the current week, previous two weeks, and season-to-date totals.

County	Week Ending			Season-To-Date
	5-May	12-May	19-May	
Albany	20	11	4	1708
Allegany	0	1	1	205
Broome	18	4	3	2214
Cattaraugus	1	2	3	492
Cayuga	10	3	0	1167
Chautauqua	27	19	4	1418
Chemung	6	6	1	485
Chenango	4	1	0	567
Clinton	6	5	8	642
Columbia	2	2	2	336
Cortland	2	1	0	593
Delaware	2	0	0	313
Dutchess	12	4	2	1593
Erie	13	9	5	5173
Essex	0	2	0	168
Franklin	1	1	1	235
Fulton	4	0	1	345
Genesee	6	1	1	728
Greene	3	2	5	236
Hamilton	1	0	0	28
Herkimer	8	5	2	796
Jefferson	4	3	2	1302
Lewis	2	1	0	390
Livingston	6	4	1	693
Madison	5	5	4	645
Monroe	80	58	26	7390
Montgomery	2	1	0	464
Nassau	30	30	20	7886
Niagara	0	0	1	870
Oneida	45	32	15	3745
Onondaga	40	30	12	3298
Ontario	20	7	2	1376
Orange	17	2	2	2418
Orleans	1	1	0	401
Oswego	23	8	2	1333
Otsego	4	3	0	408
Putnam	5	7	4	660
Rensselaer	3	3	1	781
Rockland	9	3	6	1414
Saratoga	22	16	3	2163
Schenectady	25	11	4	1965
Schoharie	3	1	1	170
Schuyler	0	0	0	51
Seneca	3	2	3	303
St. Lawrence	3	5	0	1040
Steuben	5	2	0	608
Suffolk	37	23	15	7630
Sullivan	1	1	1	553
Tioga	6	2	0	613
Tompkins	14	2	1	1139
Ulster	2	0	0	674
Warren	1	0	0	227
Washington	2	0	0	278
Wayne	21	9	7	1414
Westchester	44	19	11	8639
Wyoming	1	1	0	284
Yates	4	2	0	217
<b>Upstate Total</b>	<b>636</b>	<b>373</b>	<b>187</b>	<b>82884</b>
Bronx	42	25	18	11749
Kings	28	11	11	11600
New York	24	16	5	6250
Queens	32	30	9	13511
Richmond	7	2	2	2258
<b>NYC Total</b>	<b>133</b>	<b>84</b>	<b>45</b>	<b>45368</b>
<b>Total</b>	<b>769</b>	<b>457</b>	<b>232</b>	<b>128252</b>

## World Health Organization (WHO) and National Respiratory & Enteric Virus Surveillance System (NREVSS) Collaborating Laboratories

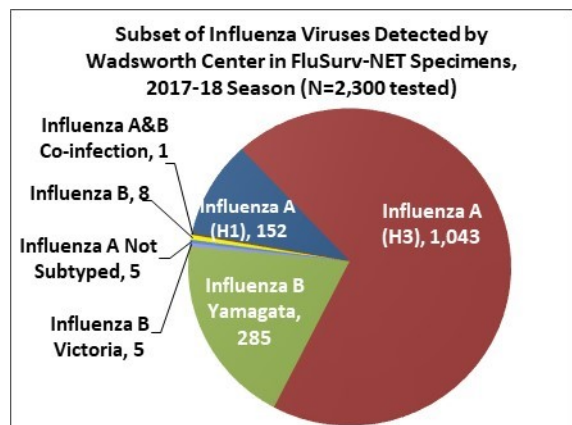
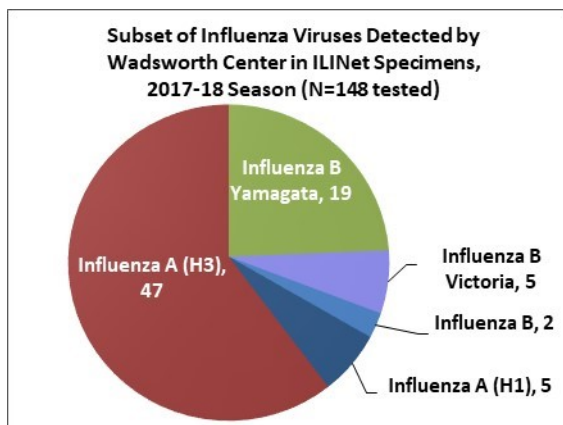
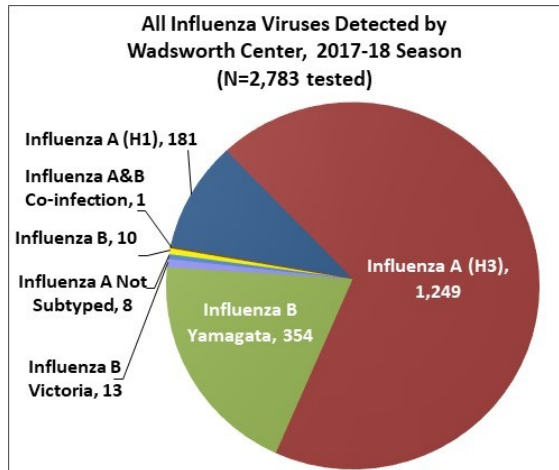
Clinical virology laboratories, including the Wadsworth Center, that are WHO and/or NREVSS collaborating laboratories for influenza surveillance report weekly the number of respiratory specimens tested and the number positive for influenza types A and B to CDC. Some labs also report the influenza A subtype (H1 or H3) and influenza B lineage (Victoria or Yamagata). Because denominator data is provided, the weekly percentage of specimens testing positive for influenza is calculated.



### Influenza Virus Types and Subtypes Identified at Wadsworth Center (excluding NYC)

Wadsworth Center, the NYSDOH public health laboratory, tests specimens from sources including, outpatient healthcare providers (ILINet) and hospitals (FluSurv-NET).

There are 2 common subtypes of influenza A viruses – H1 and H3. Each subtype has a slightly different genetic makeup. Wadsworth also identifies the lineage of influenza B specimens –Yamagata or Victoria. Rarely, an influenza virus is unable to have its subtype or lineage identified by the laboratory.



## Influenza Antiviral Resistance Testing

The Wadsworth Center Virology Laboratory performs surveillance testing for antiviral drug resistance. <sup>4</sup>

NYS Antiviral Resistance Testing Results on Samples Collected Season to date, 2017-18

	Samples tested	Oseltamivir Resistant Viruses, Number (%)	Zanamivir Resistant Viruses, Number (%)
Influenza A (H1N1pdm09) <sup>i</sup>	136	0 (0.0)	0 (0.0)
Influenza A (H3N2) <sup>ii</sup>	262	1 (0.4)	1 (0.4)
Influenza B <sup>iii</sup>	21	1 (4.7)	0 (0.0)

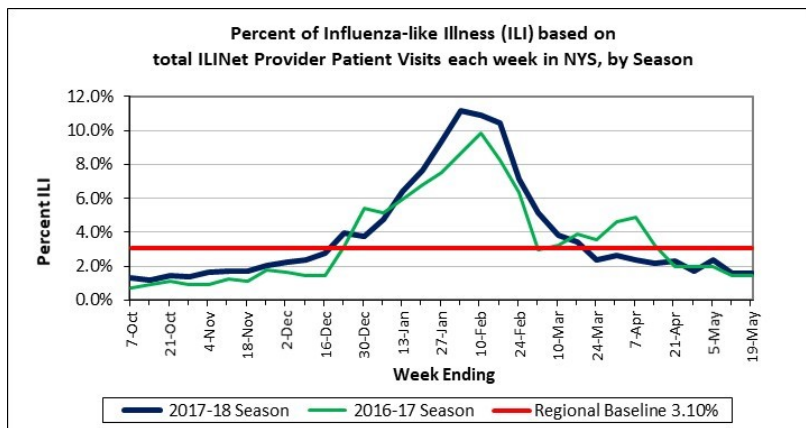
- i. All samples tested by pyrosequencing for the H275Y variant in the neuraminidase gene which confers resistance to oseltamivir, and a subset tested by NA dideoxy sequencing for other variations known to cause, or suspected of causing, resistance to neuraminidase inhibitor drugs including zanamivir and oseltamivir.
- ii. All samples tested for oseltamivir resistance by pyrosequencing for E119V, R292K, and N294S in the neuraminidase gene (NA), and a subset tested by NA dideoxy sequencing for other variations known to cause, or suspected of causing, resistance to neuraminidase inhibitor drugs including zanamivir and oseltamivir.
- iii. Samples tested by whole gene dideoxysequencing of the neuraminidase gene. Sequence data reviewed for variations known to cause, or suspected of causing, resistance to neuraminidase inhibitor drugs including zanamivir and oseltamivir.

## Outpatient Influenza-like Illness Surveillance Network (ILINet) (excluding NYC)

The NYSDOH works with ILINet healthcare providers who report the total number of patients seen and the total number of those with complaints of influenza-like illness (ILI) every week in an outpatient setting.

The CDC uses trends from past years to determine a regional baseline rate of doctors' office visits for ILI. For NYS, the regional baseline is currently 3%. Numbers above this regional baseline suggest high levels of illness consistent with influenza in the state.

Note that surrounding holiday weeks, it is not uncommon to notice a fluctuation in the ILI rate. This is a result of the different pattern of patient visits for non-urgent needs.

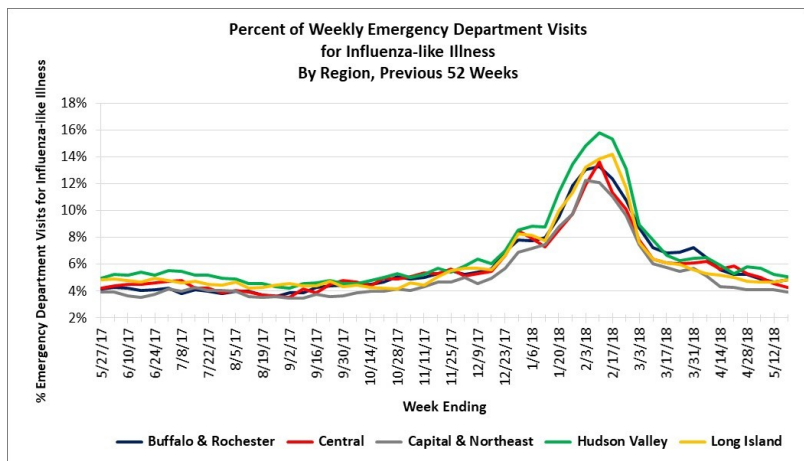


## Emergency Department Visits for ILI-Syndromic Surveillance (excluding NYC)

Hospitals around NYS report the number of patients seen in their emergency departments with complaints of ILI. This is called syndromic surveillance.

An increase in visits to hospital emergency departments for ILI can be one sign that influenza has arrived in that part of NYS.

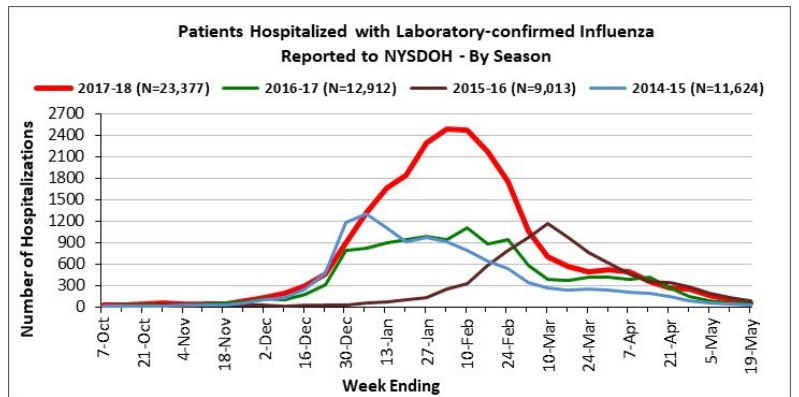
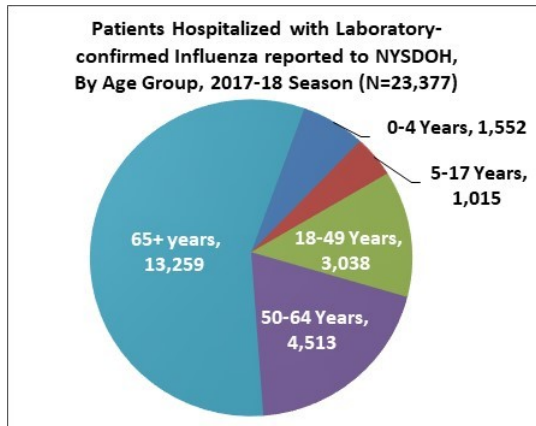
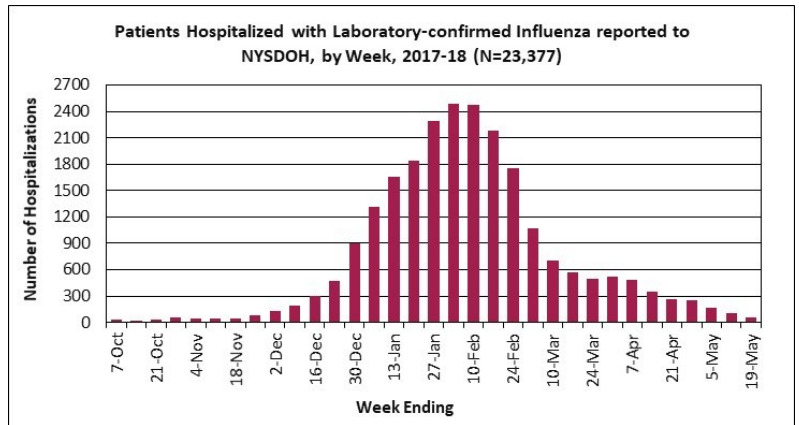
Syndromic surveillance does not reveal the actual cause of illness, but is thought to correlate with emergency department visits for influenza.



<sup>4</sup>Additional information regarding national antiviral resistance testing, as well as recommendations for antiviral treatment and chemoprophylaxis of influenza virus infection, can be found at <http://www.cdc.gov/flu/weekly/>.

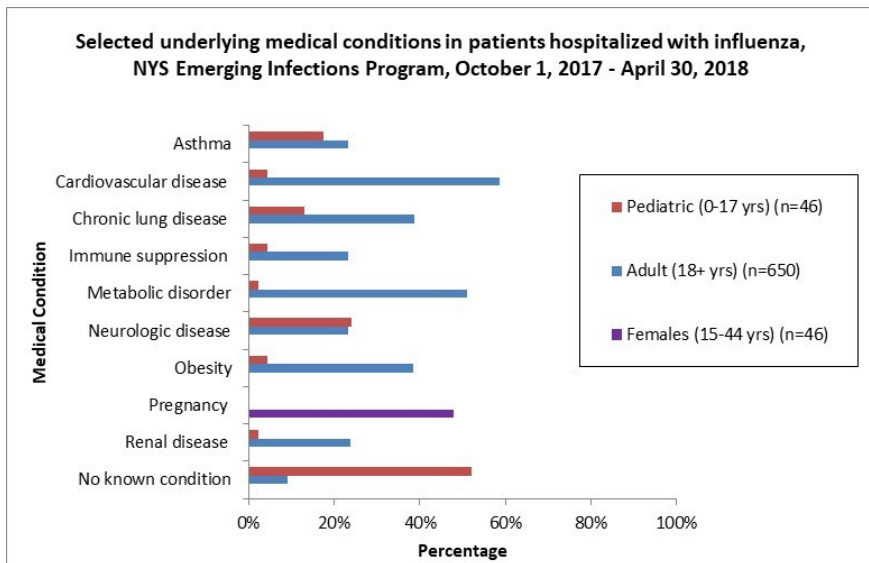
## Patients Hospitalized with Laboratory-Confirmed Influenza (including NYC)

Hospitals in NYS and NYC report the number of hospitalized patients with laboratory-confirmed Influenza to NYSDOH. 161 (88%) of 183 hospitals reported this week.



## Influenza Hospitalization Surveillance Network (FluSurv-NET)

As part of the CDC's FluSurv-NET, the NYS Emerging Infections Program (EIP) conducts enhanced surveillance for hospitalized cases of laboratory-confirmed influenza among residents of 15 counties.<sup>5</sup> Underlying health conditions are assessed through medical chart reviews for cases identified during the season.<sup>6</sup>



<sup>5</sup>Counties include, in the Capital District: Albany, Columbia, Greene, Montgomery, Rensselaer, Saratoga, Schenectady, and Schoharie; in the Western Region: Genesee, Livingston, Monroe, Ontario, Orleans, Wayne, and Yates  
<sup>6</sup>Data are based on medical record reviews for 696 of 3274 hospitalized cases currently under investigation and should be considered preliminary.

## Healthcare-associated Influenza Activity (including NYC)

Hospitals and nursing homes in NYS report outbreaks of influenza to the State. An outbreak in these settings is defined as one or more healthcare facility-associated case(s) of confirmed influenza in a patient or resident or two or more cases of influenza-like illness among healthcare workers and patients/residents of a facility on the same unit within 7 days. Outbreaks are considered confirmed only with positive laboratory testing.<sup>7</sup>

Week-to-Date (CDC week - 20) 5/13/18 through 5/19/18	Capital Region			Central Region			Metro Region			Western Region			Statewide (Total)		
	ACF	LTCF	Total	ACF	LTCF	Total	ACF	LTCF	Total	ACF	LTCF	Total	ACF	LTCF	Total
# Outbreaks* Lab-confirmed influenza (any type)			0			0		1	1			0	0	1	1
# Outbreaks* viral respiratory illness**			0			0			0			0	0	0	0
<b>Total # Outbreaks</b>	<b>0</b>	<b>0</b>	<b>0</b>	<b>0</b>	<b>0</b>	<b>0</b>	<b>0</b>	<b>1</b>	<b>1</b>	<b>0</b>	<b>0</b>	<b>0</b>	<b>0</b>	<b>1</b>	<b>1</b>

Season-to-Date (CDC week - 20) 9/29/17 through 5/19/18	Capital Region			Central Region			Metro Region			Western Region			Statewide (Total)		
	ACF	LTCF	Total	ACF	LTCF	Total	ACF	LTCF	Total	ACF	LTCF	Total	ACF	LTCF	Total
# Outbreaks* Lab-confirmed influenza (any type)	36	81	117	33	126	159	421	406	827	39	156	195	529	769	1298
# Outbreaks* viral respiratory illness**		8	8		16	16		22	22		6	6	0	52	52
<b>Total # Outbreaks</b>	<b>36</b>	<b>89</b>	<b>125</b>	<b>33</b>	<b>142</b>	<b>175</b>	<b>421</b>	<b>428</b>	<b>849</b>	<b>39</b>	<b>162</b>	<b>201</b>	<b>529</b>	<b>821</b>	<b>1350</b>

ACF - Article 28 Acute Care Facility

LTCF - Article 28 Long Term Care Facility

\*Outbreaks are reported based on the onset date of symptoms in the first case

\*\* Includes outbreaks of suspect influenza and/or other viral upper respiratory pathogens

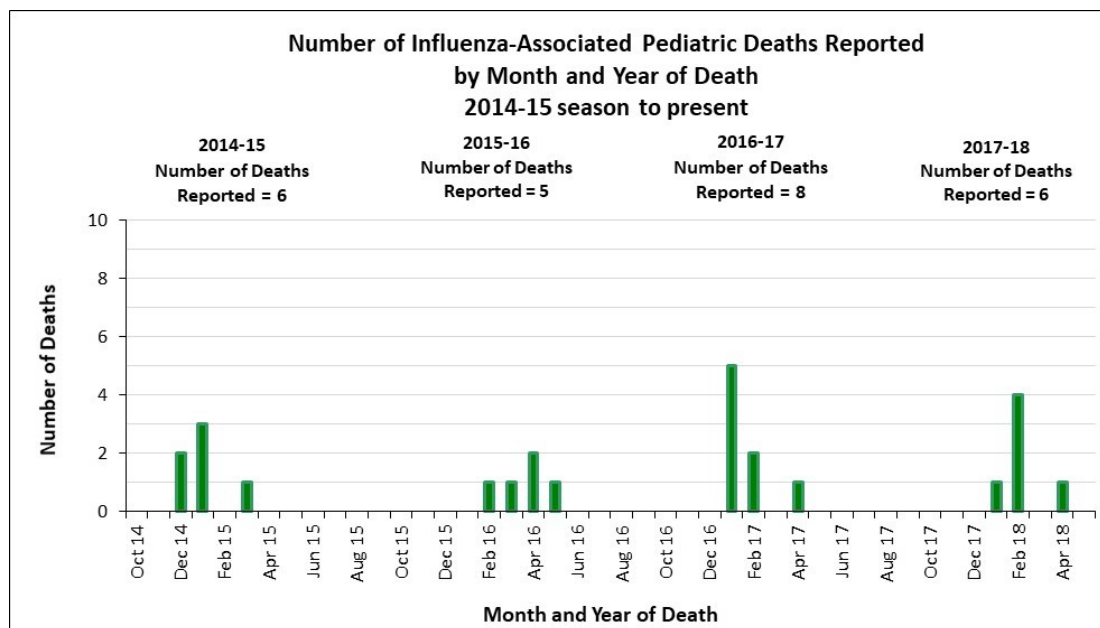
For information about the flu mask regulation and the current status of the Commissioner's declaration, please visit [www.health.ny.gov/FluMaskReg](http://www.health.ny.gov/FluMaskReg)

## Pediatric influenza-associated deaths reported (including NYC)

Local health departments report pediatric influenza-associated deaths to NYSDOH.

Flu-associated deaths in children younger than 18 years old are nationally notifiable. Influenza-associated deaths in persons 18 years and older are not notifiable.

All pediatric flu-associated deaths included in this report are laboratory-confirmed.



<sup>7</sup>For more information on reporting of healthcare-associated influenza, visit [http://www.health.ny.gov/diseases/communicable/control/respiratory\\_disease\\_checklist.htm](http://www.health.ny.gov/diseases/communicable/control/respiratory_disease_checklist.htm)