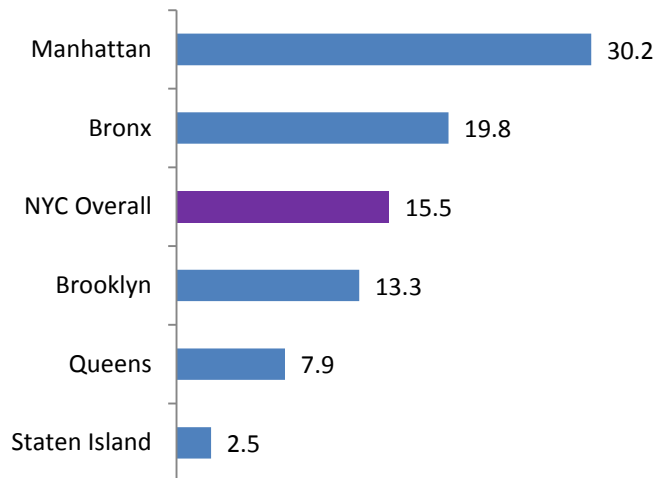
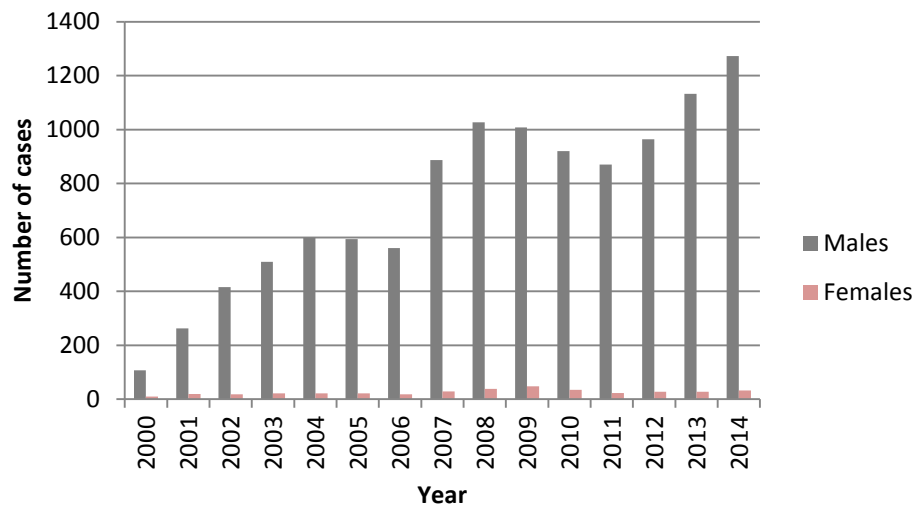


# Primary & Secondary Syphilis in New York City (NYC)

## Primary & Secondary Syphilis Case Rates (per 100,000 Population) Overall and by Borough of Residence, 2014

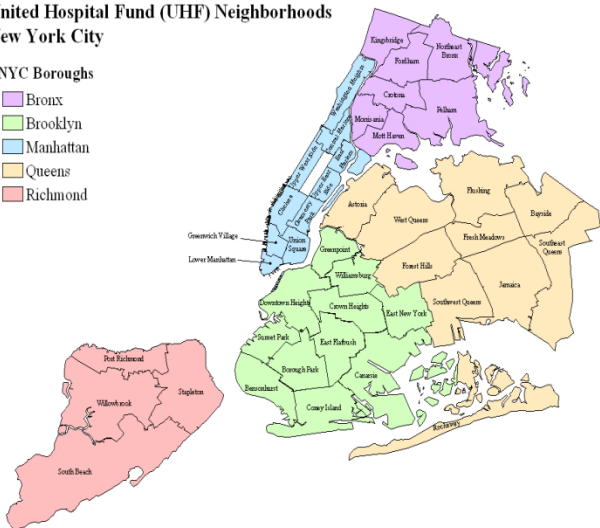


## Primary & Secondary Syphilis Cases by Sex, NYC, 2000-2014



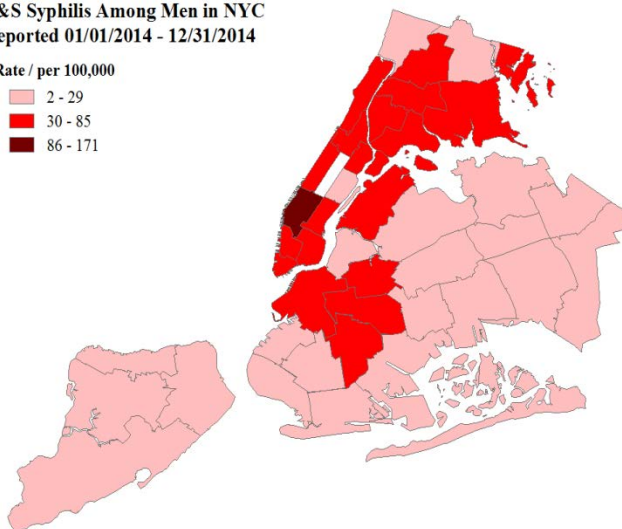
## United Hospital Fund (UHF) Neighborhoods New York City

- NYC Boroughs
- Bronx
- Brooklyn
- Manhattan
- Queens
- Richmond



## P&S Syphilis Among Men in NYC Reported 01/01/2014 - 12/31/2014

- Rate / per 100,000
- 2 - 29
- 30 - 85
- 86 - 171



## P&S Syphilis Among Women in NYC Reported 01/01/2014 - 12/31/2014

- Rate / per 100,000
- 0
- 1
- 2 - 3

