



**Department
of Health**

**Medicaid
Redesign Team**

Delivery System Reform Incentive Payment (DSRIP) Domain 1 Achievement Values (AVs)

Presented: April 21, 2015

Agenda

- Welcome & Introductions
- Implementation Plan Submission
- Reporting and Payment Schedule
- Achievement Value Overview
- How AVs are Earned
- How AVs fit into Performance Payments
- Quarterly Report Evaluation Example
- PPS Payment Calculation Example
- Appendix: Domain 1 Organizational Milestone Required Completion Dates

Introduction

- Today's webinar will focus on earning Domain 1 AVs and the associated payments
 - Earning AVs for Domains 2 – 4 will be covered in a subsequent webinar
- The webinar will explain the connection between reporting periods and payment periods
- The webinar will explain what is required to earn both Organizational and Project Domain 1 AVs
- The webinar will connect the project requirements guidance from the 4/10 webinar to the AVs for Project Implementation Speed
- The webinar will connect AVs to payments at a high level
 - More to come in subsequent webinar on this topic

Implementation Plan Submission

- PPSs will be required to submit their initial Implementation Plans for IA review by **June 1, 2015**
- The June 1 submission of the Implementation Plan must include:
 - All Organizational Components including Governance, Financial Sustainability, Cultural Competency and Health Literacy
 - Initial projections for all 3 Workforce Milestones – Workforce Budget, Workforce Impact, and Workforce New Hires
 - Project 2.a.i
 - Patient Engagement Speed for all applicable projects
- The June 1 submission of the Implementation Plan **WILL NOT** include:
 - Provider Speed & Scale ramp ups (these have been eliminated entirely)
 - Major risks to implementation and mitigation strategies (included in July submission)

Implementation Plan Submission

- For all projects, exclusive of Project 2.a.i, PPSs will be required to submit project Implementation Plans as part of the **July quarterly reporting process (due July 31, 2015)**
 - **Provider Speed & Scale is no longer a submission requirement**
 - Project Implementation Plan will include Major risks to implementation and mitigation strategies narrative
- The project Implementation Plans will describe the interim steps the PPS will follow to achieve the project requirement milestones by the required completion dates
- PPSs will be required to identify the network providers that will be participating in each project as part of the **October quarterly reporting process (due October 31, 2015)**
 - **There will be NO Provider Speed & Scale ramp up required**

Reporting and Payment Schedule

- There are 4 Reporting Periods per DSRIP Year and 2 semi-annual Payment Periods per DSRIP Year (DY1 and DY2 illustrated below)
 - DY3 – DY5 will follow timelines like that of DY2

DSRIP Year/Quarter	Dates Covered	Quarterly Report Due	Payment Date
DY1, Q1	April 1, 2015 – June 30, 2015	July 31, 2015	January 2016
DY1, Q2	July 1, 2015 – September 30, 2015	October 31, 2015	
DY1, Q3	October 1, 2015 – December 31, 2015	January 31, 2016	July 2016
DY1, Q4	January 1, 2016 – March 31, 2016	April 30, 2016	
DY2, Q1	April 1, 2016 – June 30, 2016	July 31, 2016	January 2017
DY2, Q2	July 1, 2016 – September 30, 2016	October 31, 2016	
DY2, Q3	October 1, 2016 – December 31, 2016	January 31, 2017	July 2017
DY2, Q4	January 1, 2017 – March 31, 2017	April 30, 2017	

What is an Achievement Value (AV)?

- **Achievement Values (AVs)** are the points given for achieving milestones in a given reporting period
- AVs are calculated as either a 1 or 0, which correlates to either “meeting” or “not meeting” a milestone
 - When no AV applies to a reporting period, the AV will be reflected as N/A
- PPSs receive DSRIP payments based on Achievement Values reporting milestones (P4R) and/or performance targets for metrics (P4P) for the overall organizational performance and specific project performance during a reporting/performance period
 - AVs tied to P4R and P4P for Domains 2 – 4 will be covered in a subsequent webinar

When are Achievement Values (AVs) scored?

- **Achievement Values (AVs) for Domain 1** are scored in each reporting period, regardless of whether it corresponds with a payment period
- Reporting periods are for each quarter of the 5 year DSRIP Program (as illustrated in Reporting and Payment Schedule slide)
- PPS Quarterly Reports will be used as the tool by which the Independent Assessor will monitor whether a PPS has achieved performance targets/milestones
- After the initial DSRIP payment for completing the PPS Application, performance payments will be made after the evaluation of milestones achieved in Quarterly Reports 2 and 4 (10 payments after the initial payment)
 - **NOTE:** at the discretion of the Independent Assessor Q1 or Q3 reports may impact payments if a critical deadline is missed or Quarterly Report is inadequate or incomplete

AVs and Milestones: How they fit together

- Multiple AVs can be earned for two primary categories, each containing a number of milestones:
 - Organizational AVs
 - This is closely aligned with the descriptions and commitments contained in the Organizational Section of its approved PPS Application
 - Project Specific AVs
 - This is closely aligned with the descriptions and commitments contained in the Project Specific Sections of its approved PPS Application
 - The PPS must provide updated quarterly reports for up to 11 Projects depending on the number of projects chosen by the PPS

Organizational AVs and Milestones

- 4 AVs can be earned in the Organizational portion of the Quarterly Reports
 - Governance
 - Workforce
 - Cultural Competency / Health Literacy
 - Financial Sustainability
- Each AV in the Organizational Section has multiple milestones that must be met in order to earn an AV of 1
- All organization AVs will be evaluated each quarter

Project Specific AVs and Milestones

- The number of Project Specific AVs that can be earned varies by quarter depending on the projects selected by the PPS
- For each quarter, for each Project, there are two AVs that will always be evaluated:
 - Quarterly Progress Reports / Project Budget / Flow of Funds
 - Project Budget and Flow of Funds will be done at the PPS level and credit will be given to every project for earning this AV
 - Quarterly Progress Reports must be completed on a project by project basis in order to earn the AV associated with each project
 - Patient Engagement Speed
- A third, variable AV, can be earned depending on the quarter in which requirements are completed

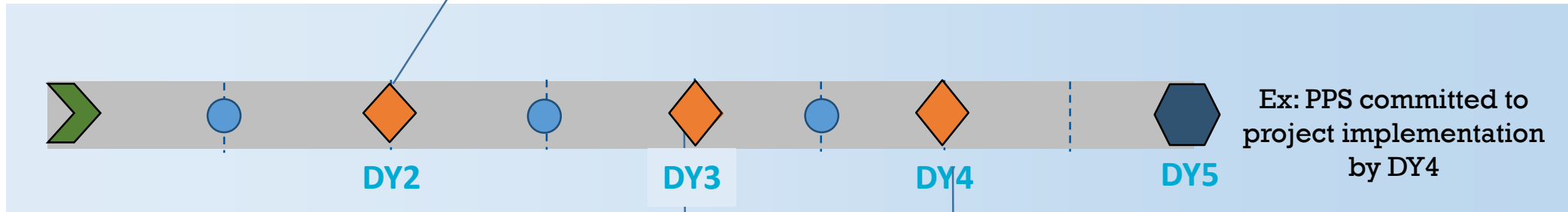
Project Specific AVs and Milestones

- The third, variable Project Specific AV, Project Implementation Speed, will be evaluated in any quarter in which one of three things is true:
 1. **Overall Project Implementation Speed:** The PPS has committed to achieving milestones related to project implementation speed for provider and project-level requirements for the quarter being evaluated
 2. **Year 2 Project System Changes** (Due by DY2, Q4): The first two years of DSRIP will be utilized to implement major system changes related to the project.
 3. **Year 3 Project Requirements** (Due by DY3, Q4): These project requirements are those that include specific language within the project requirement for completion by the end of DY 3
- The following slide provides an example of the timelines for the project requirements for a specific project

Project Specific AVs and Milestones

2.a.i has 11 project requirements

4 Major System Change Requirements must be completed within first two years. These represent significant up front investment of time and resources to ensure project success. To support these efforts, an AV was added in year 2 independent of other project AVs.




3 Project requirements requiring completion by DY3 are project requirements with timelines for completion included.

4 Project Requirements Adhering to Speed and Scale address project requirement completion which are at the discretion of the PPS, however they must remain consistent with the commitments made in the speed and scale of the approved application by the PPS.

Key:

 Project Implementation Speed AV can be achieved in reporting period

 Quarterly Progress Updates AV: Demonstration of progress towards project requirements

Overall Achievement Value Evaluation Matrix

Example of One Project

AV Category		DY1		DY2		DY3		DY4		DY5	
		Q2, Pmt 2	Q4, Pmt 3	Q2, Pmt 1	Q4, Pmt 2	Q2, Pmt 1	Q4, Pmt 2	Q2, Pmt 1	Q4, Pmt 2	Q2, Pmt 1	Q4, Pmt 2
Percentage of Total Funding for Process Measures		80%		60%		40%		20%		0%	
Organizational	Governance	1	1	1	1	1	1	1	1	1	1
	Workforce	1	1	1	1	1	1	1	1	1	1
	Cultural Competency / Health Literacy	1	1	1	1	1	1	1	1	1	1
	Financial Sustainability	1	1	1	1	1	1	1	1	1	1
Project	Quarterly Progress Reports/Project Budget/Flow of Funds	1	1	1	1	1	1	1	1	1	1
	Patient Engagement Speed	1	1	1	1	1	1	1	1	1	1
	Project Implementation Speed	N/A	N/A	N/A	1	N/A	1	N/A	1	N/A	N/A
Total Possible AVs		6	6	6	7	6	7	6	7	6	6

Overall AV Evaluation Matrix

- There is only one Organizational AV score given to a PPS each Quarter
- The score can be a maximum 4 and will be carried across all projects

AV Category		DY1		DY2		DY3		DY4		DY5	
		Q2, Pmt 2	Q4, Pmt 3	Q2, Pmt 1	Q4, Pmt 2	Q2, Pmt 1	Q4, Pmt 2	Q2, Pmt 1	Q4, Pmt 2	Q2, Pmt 1	Q4, Pmt 2
Percentage of Total Funding for Process Measures		80%		60%		40%		20%		0%	
Organizational	Governance	1	1	1	1	1	1	1	1	1	1
	Workforce	1	1	1	1	1	1	1	1	1	1
	Cultural Competency / Health Literacy	1	1	1	1	1	1	1	1	1	1
	Financial Sustainability	1	1	1	1	1	1	1	1	1	1
Project	Quarterly Progress Reports/Project Budget/Flow of Funds	1	1	1	1	1	1	1	1	1	1
	Patient Engagement Speed	1	1	1	1	1	1	1	1	1	1
	Project Implementation Speed	N/A	N/A	N/A	1	N/A	1	N/A	1	N/A	N/A
Total Possible AVs		6	6	6	7	6	7	6	7	6	6

Overall AV Evaluation Matrix

- Each Project can have a maximum of 3 AVs in a given reporting period
- Project AVs are specific to each project a PPS has chosen to pursue (up to 11)

AV Category		DY1		DY2		DY3		DY4		DY5	
		Q2, Pmt 2	Q4, Pmt 3	Q2, Pmt 1	Q4, Pmt 2	Q2, Pmt 1	Q4, Pmt 2	Q2, Pmt 1	Q4, Pmt 2	Q2, Pmt 1	Q4, Pmt 2
Percentage of Total Funding for Process Measures		80%		60%		40%		20%		0%	
Organizational	Governance	1	1	1	1	1	1	1	1	1	1
	Workforce	1	1	1	1	1	1	1	1	1	1
	Cultural Competency / Health Literacy	1	1	1	1	1	1	1	1	1	1
	Financial Sustainability	1	1	1	1	1	1	1	1	1	1
Project	Quarterly Progress Reports/Project Budget/Flow of Funds	1	1	1	1	1	1	1	1	1	1
	Patient Engagement Speed	1	1	1	1	1	1	1	1	1	1
	Project Implementation Speed	N/A	N/A	N/A	1	N/A	1	N/A	1	N/A	N/A
Total Possible AVs		6	6	6	7	6	7	6	7	6	6

Overall AV Evaluation Matrix

- The Organizational AVs carry across all projects
- Domain 2 and 3 Projects can have up to 7 AVs in a reporting period based on Project Implementation Speed
- Domain 4 projects will always have 5 AVs in every period

AV Category		2.a.ii		2.b.ii		3.a.i		3.c.i		4.a.ii	
		DY1 Q2	DY2 Q4	DY1 Q2	DY2 Q4	DY1 Q2	DY2 Q4	DY1 Q2	DY2 Q4	DY1 Q2	DY2 Q4
Organizational	Governance	1	1	1	1	1	1	1	1	1	1
	Workforce	1	1	1	1	1	1	1	1	1	1
	Cultural Competency / Health Literacy	1	1	1	1	1	1	1	1	1	1
	Financial Sustainability	1	1	1	1	1	1	1	1	1	1
Project	Quarterly Progress Reports/Project Budget/Flow of Funds	1	1	1	1	1	1	1	1	1	1
	Patient Engagement Speed	1	1	1	1	1	1	1	1	N/A	N/A
	Project Implementation Speed	N/A	1	N/A	1	N/A	1	N/A	1	N/A	N/A
Total Possible AVs		6	7	6	7	6	7	6	7	5	5

How is an Achievement Value Earned?

- Domain 1 Organizational AVs are based on the completion of Current period milestones and updates on milestones to be completed or already completed
- Each Quarterly Report should address the following for each Organizational milestone:
 - Pre-Milestone Reporting Requirements
 - Demonstrate progress toward meeting milestone
 - Outline steps taken towards timely milestone completion
 - Include documentation of progress to date
 - Milestone Commitment Date Reporting Requirements
 - Current quarter records of completed milestone
 - Recap of steps taken to achieve milestone completion
 - Include documentation to support completion of milestone
 - Post Milestone Reporting Requirements
 - Proof of maintenance of milestone
 - Demonstrated expansion upon previously met milestone
 - Include documentation of ongoing efforts
- A PPS that documents all of the above will earn an AV of 1 for applicable Organizational section

How is an Achievement Value Earned?

- The Domain 1 Project AVs for Quarterly Progress Reports are based on the completion of reporting requirements inclusive of updates on milestones to be completed or already completed
- The Quarterly Progress Report section for each project should address the following for each project requirement:
 - Pre-Milestone Reporting Requirements
 - Demonstrate progress toward meeting milestone
 - Outline steps taken towards timely milestone completion
 - Include documentation of progress to date
 - Post Milestone Reporting Requirements
 - Proof of maintenance of milestone
 - Demonstrated expansion upon previously met milestone
 - Include documentation of ongoing efforts
- A PPS that documents all of the above (and has completed the Project Budget and Flow of Funds for the PPS) will earn an AV of 1 for Quarterly Progress Reports/Project Budget/Flow of Funds for the applicable project

How is an Achievement Value Earned?

- The Domain 1 Project AV for Patient Engagement Speed can be earned by a PPS meeting at least 80% of the Patient Engagement commitment made for the applicable reporting period
 - See Project Measure: Patient Engagement Speed slide for more details
- The Domain 1 Project AV for Project Implementation Speed can be earned when a PPS has implemented all of the project requirements for the applicable period
 - Completion of project requirements are due in **DY2, DY3**, and by the **final Speed and Scale commitment** made by the PPS in the DSRIP Project Plan Application
 - See Project Specific AVs slides and to Project Measure: Project Implementation Speed slides for more details

What constitutes failure to earn an AV?

- Failing to address one of the following on a Quarterly Report:
 - Pre-Milestone Reporting Requirements
 - Milestone Commitment Date Reporting Requirements
 - Post Milestone Reporting Requirements
- If a PPS has committed to a completion date prior to the Required Completion Date for a milestone, it is possible to avoid an AV of 0:
 - PPS must meet Required Completion Date
 - PPS must demonstrate significant progress toward milestone completion by initial Committed Completion date
 - PPS must collaborate with IA to establish new Committed Completion Date on or before Required Completion Date

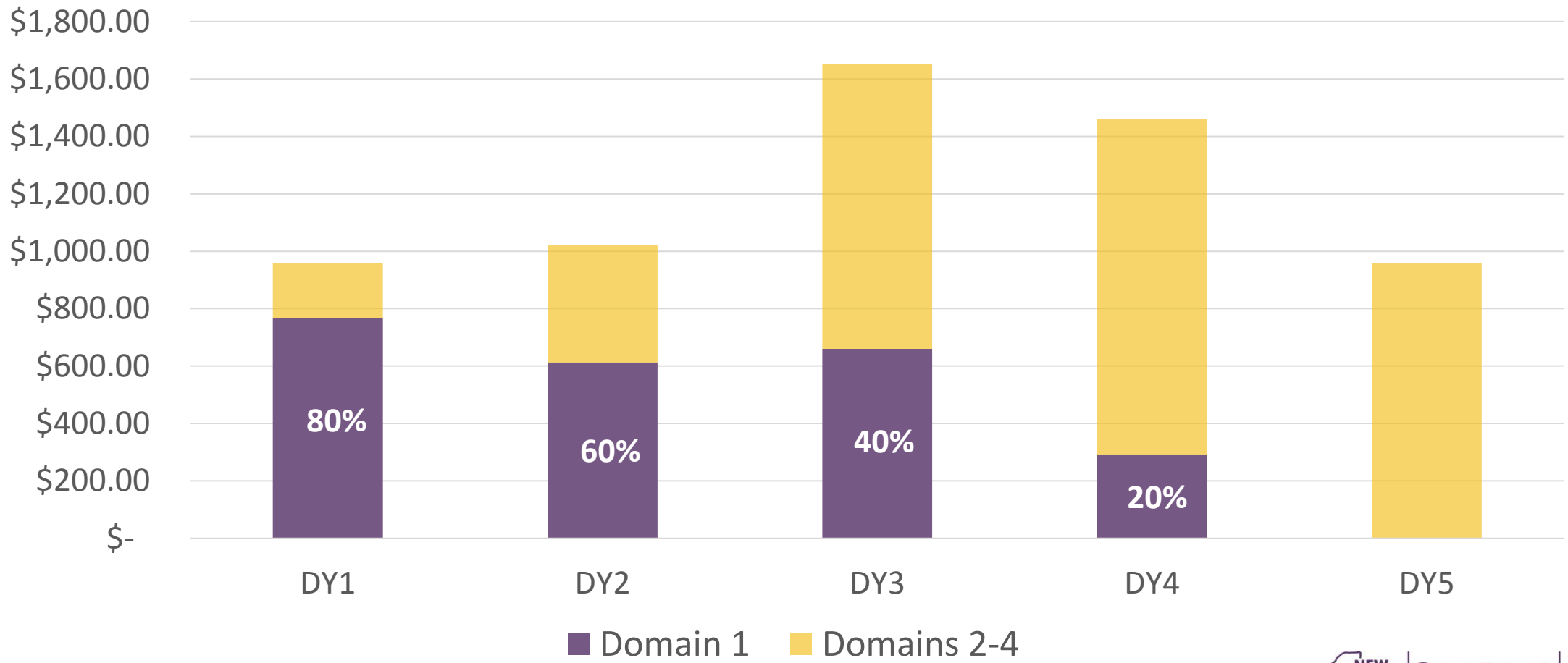
How do AVs fit into Performance Payments?

- AVs awarded are used in the calculation of Performance Payments based on Domain 1 Project Progress Milestones per the Schedule below
 - *Note that Domains 2-4 will be addressed in subsequent trainings

Metric/Milestone Domains	DY1	DY2	DY3	DY4	DY5
Project progress milestones (Domain 1)	80%	60%	40%	20%	0%
System transformation and financial stability milestones (Domain 2), clinical improvement milestones (Domain 3), population health outcome milestones (Domain 4)*	20%	40%	60%	80%	100%

How do AVs fit into Performance Payments?

Impact of Domain 1 Process Measures (AVs) on Payments by Year (Dollars in Millions)



Overall AV Evaluation Matrix

AV Category		DY1		DY2		DY3		DY4		DY5	
		Q2, Pmt 2	Q4, Pmt 3	Q2, Pmt 1	Q4, Pmt 2	Q2, Pmt 1	Q4, Pmt 2	Q2, Pmt 1	Q4, Pmt 2	Q2, Pmt 1	Q4, Pmt 2
Percentage of Total Funding for Process Measures		80%		60%		40%		20%		0%	
Organizational	Governance	1	1	1	1	1	1	1	1	1	1
	Workforce	1	1	1	1	1	1	1	1	1	1
	Cultural Competency / Health Literacy	1	1	1	1	1	1	1	1	1	1
	Financial Sustainability	1	1	1	1	1	1	1	1	1	1
Project	Quarterly Progress Reports/Project Budget/Flow of Funds	1	1	1	1	1	1	1	1	1	1
	Patient Engagement Speed	1	1	1	1	1	1	1	1	1	1
	Project Implementation Speed	N/A	N/A	N/A	1	N/A	1	N/A	1	N/A	N/A
Total Possible AVs		6	6	6	7	6	7	6	7	6	6





Org Measure: Financial Sustainability

DY1, Q4 Quarterly Report Submitted by Example PPS and Reviewed by IA

Process Measure	Mandatory Milestones	Required Completion Date	Actual PPS Completion Date	Status as of DY1, Q4	Accepted by IA
Process Measure: Financial Sustainability Update	1. Finalize PPS Finance Structure including reporting	DY1, Q3	DY1, Q2	Post Completion	
	2. Develop financial sustainability strategy	DY1, Q4	DY1, Q4	Completion	
	3. Finalize compliance plan NYS Social Services laws	DY1, Q3	DY1, Q3	Post Completion	
Process Measure: PPS Transition to Value-Based Payment Systems	1. Baseline assessment of revenue linked to VBP	DY1, Q4	DY1, Q4	Completion	
	2. Finalize plan toward 90% VBP network	DY2, Q3	N/A	Pre Completion	
	3. Put Level 1 VBP arrangement in place	TBD	N/A	N/A	
	4. 50% of care cost Level 1 VBPs; 30% cost Level 2 VBPs	TBD	N/A	N/A	
	5. 90% VBPs in Level 2 VBPs or Higher	TBD	N/A	N/A	



Org Measure: Governance

DY1, Q4 Quarterly Report Submitted by Example PPS and Reviewed by IA

Process Measure	Mandatory Milestones	Required Completion Date	Actual PPS Completion Date	Status as of DY1, Q4	Accepted by IA
Process Measure: Governance Structure Updates	1. Finalize governance and sub-committee structure	DY1, Q2	DY1, Q1	Post Completion	
	2. Establish clinical governance structure	DY1, Q3	DY1, Q3	Post Completion	
	3. Finalize bylaws/Committee Guidelines	DY1, Q2	DY1, Q2	Post Completion	
Process Measure: Governance Process Updates	1. Establish governance structure reporting and monitoring	DY1, Q3	DY1, Q2	Post Completion	




Org Measure: Cultural Competency

DY1, Q4 Quarterly Report Submitted by Example PPS and Reviewed by IA

Process Measure	Mandatory Milestones	Required Completion Date	Actual PPS Completion Date	Status as of DY1, Q4	Accepted by IA
Process Measure: Progress Reports on the Implementation of Cultural Competency and Health Literacy strategies	1. Finalize cultural competency and health literacy strategies	DY1, Q3	DY1, Q2	Post Completion	
	2. Develop a training strategy focused on the drivers of health disparities	DY2, Q1	N/A	Pre Completion	

Org Measure: Workforce Strategy

DY1, Q4 Quarterly Report Submitted by Example PPS and Reviewed by IA

Process Measure	Mandatory Milestones	Required Completion Date	Actual PPS Completion Date	Status as of DY1, Q4	Accepted by IA
Process Measure: Workforce strategy budget updates	1. Workforce strategy budget updates	Ongoing*	DY1, Q2	Post Completion	
	2. Workforce impact analysis and updates	Ongoing*	DY1, Q2	Post Completion	
	3. New hire employment analysis and updates	Ongoing*	DY1, Q2	Post Completion	

**Final commitments due in quarterly report for October 2015 – December 2015 quarter to be submitted in January 2016.*

Project Measure: Quarterly Progress Reports, Project Budget, Flow of Funds

- Quarterly Progress Reports must be completed for each project every quarter and should document PPS progress toward project requirements in order to earn the associated AV
- Project Budget and Flow of Funds should be completed at a PPS level and document actual funds flow and budget for that period


DY1, Q4 Quarterly Report Submitted by Example PPS and Reviewed by IA

Project	Mandatory Milestones	Required Completion Date	Actual PPS Completion Date	Status as of DY1, Q4	Accepted by IA
Project: 3.a.i, Model 2	1. Quarterly Project Reports	Ongoing	DY1, Q4	Completion	✓
	2. Project Budget	Ongoing	DY1, Q4	Completion	✓
	3. Flow of Funds	Ongoing	DY1, Q4	Completion	✓

Project Measure: Patient Engagement Speed

- Patient Engagement Speed must be completed for each project every quarter in order to earn the associated AV
 - Note: This does not apply to Project 2.a.i and Domain 4 projects
- PPSs will be expected to meet 80% of the commitment level for patient engagement speed as indicated in the project plan application for each project

DY1, Q4 Quarterly Report Submitted by Example PPS and Reviewed by IA

Project	Mandatory Milestones	DY1, Q4 PPS Commitment	DY1, Q4 Actual Patient Engagement	Actual Patient Engagement Percentage	Accepted by IA
Project: 3.a.i, Model 2	1. Meet 80% of commitment level for actively engaged patients	200	184	92%	

Project Measure: Project Implementation Speed

- Project Implementation Speed must be completed for each project in accordance with PPS commitment
 - *Note:* This does not apply to Project 2.a.i and Domain 4 projects
- One-Time PPS Project Implementation Speed commitment may vary by project
 - If Project Implementation Speed commitment coincides with Year 2 System Transformation Changes and/or Year 3 Project Requirements, only one AV will be available for that quarter based on meeting Project Implementation Speed commitment.

DY1, Q4 Quarterly Report Submitted by Example PPS and Reviewed by IA

Project	Mandatory Milestones	Required Completion Date	Actual PPS Completion Date	Status as of DY1, Q4	Accepted by IA
Project: 3.a.i, Model 2	1. Project Implementation Speed (per Speed and Scale commitment in application)	DY4, Q4	N/A	Pre Completion	
	2. Project System Implementation Changes (DY2)	DY2, Q4	N/A	Pre Completion	
	3. Project Requirements (DY3)	DY3, Q4	N/A	Pre Completion	

Overall AV Evaluation Matrix

AV Category		DY1		DY2		DY3		DY4		DY5	
		Q2, Pmt 2	Q4, Pmt 3	Q2, Pmt 1	Q4, Pmt 2	Q2, Pmt 1	Q4, Pmt 2	Q2, Pmt 1	Q4, Pmt 2	Q2, Pmt 1	Q4, Pmt 2
Percentage of Total Funding for Process Measures		80%		60%		40%		20%		0%	
Organizational	Governance	1	1	1	1	1	1	1	1	1	1
	Workforce	1	1	1	1	1	1	1	1	1	1
	Cultural Competency / Health Literacy	1	1	1	1	1	1	1	1	1	1
	Financial Sustainability	1	1	1	1	1	1	1	1	1	1
Project	Quarterly Progress Reports/Project Budget/Flow of Funds	1	1	1	1	1	1	1	1	1	1
	Patient Engagement Speed	1	1	1	1	1	1	1	1	1	1
	Project Implementation Speed	N/A	N/A	N/A	1	N/A	1	N/A	1	N/A	N/A
Total Possible AVs		6	6	6	7	6	7	6	7	6	6

Project Measure: Quarterly Progress Reports, Project Budget, Flow of Funds

- Quarterly Progress Reports must be completed for each project every quarter and should document PPS progress toward project requirements in order to earn the associated AV
- Project Budget, Flow of Funds should be completed at a PPS level and document actual funds flow and budget for that period

DY2, Q4 Quarterly Report Submitted by Example PPS and Reviewed by IA

Project	Mandatory Milestones	Required Completion Date	Actual PPS Completion Date	Status as of DY2, Q4	Accepted by IA
Project: 3.a.i, Model 2	1. Quarterly Project Reports	Ongoing	DY2, Q4	Completion	✓
	2. Project Budget	Ongoing	DY2, Q4	Completion	✓
	3. Flow of Funds	Ongoing	DY2, Q4	Completion	✓

Project Measure: Patient Engagement Speed

- Patient Engagement Speed must be completed for each project every quarter in order to earn the associated AV
 - Note: This does not apply to Project 2.a.i and Domain 4 projects
- PPSs will be expected to meet 80% of the commitment level for patient engagement speed as indicated in the project plan application for each project

DY2, Q4 Quarterly Report Submitted by Example PPS and Reviewed by IA

Project	Mandatory Milestones	DY2, Q4 PPS Commitment	DY2, Q4 Actual Patient Engagement	Actual Patient Engagement Percentage	Accepted by IA
Project: 3.a.i, Model 2	1. Meet 80% of commitment level for actively engaged patients	300	200	66.7%	X

Project Measure: Project Implementation Speed

- All of the following project requirements must be fully implemented in order to meet the DY2 Project System Implementation Changes requirement:
 - **Project Requirement:** Develop collaborative evidence-based standards of care including medication management and care engagement process
 - **Metrics/Deliverables:** (1) Regularly scheduled meetings and (2) Coordinated evidence-based care protocols are in place

DY2, Q4 Quarterly Report Submitted by Example PPS and Reviewed by IA

Project	Mandatory Milestones	Required Completion Date	Actual PPS Completion Date	Status as of DY2, Q4	Accepted by IA
Project: 3.a.i, Model 2	1. Project Implementation Speed	DY4, Q4	N/A	Pre Completion	✓
	2. Project System Implementation Changes (DY2)	DY2, Q4	DY2, Q4	Completion	✓
	3. Project Requirements (DY3)	DY3, Q4	N/A	Pre Completion	✓

Overall AV Evaluation Matrix

AV Category		DY1		DY2		DY3		DY4		DY5	
		Q2, Pmt 2	Q4, Pmt 3	Q2, Pmt 1	Q4, Pmt 2	Q2, Pmt 1	Q4, Pmt 2	Q2, Pmt 1	Q4, Pmt 2	Q2, Pmt 1	Q4, Pmt 2
Percentage of Total Funding for Process Measures		80%		60%		40%		20%		0%	
Organizational	Governance	1	1	1	1	-	-	-	-	-	-
	Workforce	1	1	1	1	-	-	-	-	-	-
	Cultural Competency / Health Literacy	1	1	1	1	-	-	-	-	-	-
	Financial Sustainability	1	1	1	1	-	-	-	-	-	-
Project	Quarterly Progress Reports/Project Budget/Flow of Funds	1	1	1	1	-	-	-	-	-	-
	Patient Engagement Speed	1	1	1	0	-	-	-	-	-	-
	Project Implementation Speed	N/A	N/A	N/A	1	N/A	-	N/A	-	N/A	N/A
AVs Awarded/Total Possible AVs		6/6	6/6	6/6	6/7	-/6	-/7	-/6	-/7	-/6	-/6

PPS Payment Calculation Example

- As part of the 1115 Partnership Plan Special Terms and Conditions, Maximum Total Performance Payments to PPSs will be distributed over 5 Years based on Prescribed Percentages
 - The percentages are based on the total DSRIP Performance Fund dollars available in each DY


	DY 1	DY 2	DY 3	DY 4	DY 5	Total
Performance Payment Percentages to be distributed	15.84%	16.88%	27.29%	24.16%	15.84%	100.00%

PPS Payment Calculation Example

- DOH will be providing Maximum Project Values for each Project
 - This example uses \$1 Million as the maximum valuation over the 5 Years of DSRIP for a single project
 - Beginning with Year 2, there will be 2 Performance payments per year, split evenly across each payment period
 - Domain 1 AVs from the Organizational Portion of the Quarterly Reports will be added to each Project Specific AV score to arrive at the ratio of Domain 1 AVs awarded to Total Possible Domain 1 AVs to determine the Domain 1 funds earned by the PPS

Project: 3.a.i		
Calculation Step		Value
1	Maximum Project Value	\$1,000,000.00
2	DY2 (16.88% of Funding distributed in DY2)	\$168,752.58
3	DY2 Payment 2 (50% of DY2 funding)	\$84,376.29
4	Project progress milestones (Domain 1) (60%)	\$50,625.77
5	Ratio of Domain 1 AVs awarded to Total Possible Domain 1 AVs (6/7)	\$43,393.52

DSRIP e-mail:
dsrip@health.state.ny.us



Appendix: Domain 1 Organizational Milestone Completion Dates

- The required completion dates for Domain 1 Organizational Milestones have been updated based on the change to the DSRIP Calendar
- The following tables highlight the initial required completion dates as presented in the IA Presentation from the February 27, 2015 PPS meeting and the updated required completion dates as communicated on April 20, 2015

Appendix: Domain 1 Organizational Milestone Completion Dates

Organizational Section	Process Measure	Process Milestone	Original Required Completion Date	Updated Required Completion Date
Financial Sustainability	Financial Sustainability Strategy Updates	Finalize PPS Finance Structure, including reporting structure	9/30/2015 (DY1, Q3)	12/31/2015 (DY1, Q3)
		Perform network financial health current state assessment and develop financial sustainability strategy to address key issues	12/31/2015 (DY1, Q4)	3/31/2016 (DY1, Q4)
		Finalize Compliance Plan consistent with New York State Social Services Law 363-d	12/31/2015 (DY1, Q4)	12/31/2015 (DY1, Q3)

Appendix: Domain 1 Organizational Milestone Completion Dates

Organizational Section	Process Measure	Process Milestone	Original Required Completion Date	Updated Required Completion Date
Financial Sustainability	Progress Reports on the PPS efforts to Transition to Value- Based Payment Systems	Develop detailed baseline assessment of revenue linked to value-based payment, preferred compensation modalities for different provider types and functions, and MCO strategy	12/31/2015 (DY1, Q4)	3/31/2016 (DY1, Q4)
		Finalize a plan towards achieving 90% value-based payments across network by year 5 of the waiver at the latest	12/31/2016 (DY2, Q4)	12/31/2016 (DY2, Q3)
		Put in place Level 1 VBP arrangements for PCMH/APC care and one other care bundle or subpopulation	TBD	TBD
		Contract 50% of care-costs through Level 1 VBPs, and $\geq 30\%$ of these costs through Level 2 VBPs or higher	TBD	TBD
		$\geq 90\%$ of total MCO-PPS payments (in terms of total dollars) captured in at least Level 1 VBPs, and $\geq 70\%$ of total costs captured in VBPs has to be in Level 2 VBPs or higher	TBD	TBD

Appendix: Domain 1 Organizational Milestone Completion Dates

Organizational Section	Process Measure	Process Milestone	Original Required Completion Date	Updated Required Completion Date
Governance	Governance Structure Updates	Finalize governance structure and sub-committee structure	6/30/15 (DY1, Q2)	9/30/2015 (DY1, Q2)
		Establish a clinical governance structure, including clinical quality committees for each DSRIP project	12/31/2015 (DY1, Q4)	12/31/2015 (DY1, Q3)
		Finalize bylaws and policies or Committee Guidelines where applicable	9/30/2015 (DY1, Q3)	9/30/2015 (DY1, Q2)
	Governance Process Updates	Establish governance structure reporting and monitoring processes	12/31/2015 (DY1, Q4)	12/31/2015 (DY1, Q3)

Appendix: Domain 1 Organizational Milestone Completion Dates

Organizational Section	Process Measure	Process Milestone	Original Required Completion Date	Updated Required Completion Date
Cultural Competency and Health Literacy	Progress Reports on the implementation of the Cultural Competency / Health Literacy Strategies	Finalize Cultural Competency / Health Literacy Strategy	12/31/2015 (DY1, Q4)	12/31/2015 (DY1, Q3)
		Develop a training strategy focused on addressing the drivers of health disparities (beyond the availability of language appropriate materials)	6/30/2016 (DY2, Q2)	6/30/2016 (DY2, Q1)

Appendix: Domain 1 Organizational Milestone Completion Dates

Organizational Section	Process Measure	Process Milestone	Original Required Completion Date	Updated Required Completion Date
Workforce	Workforce Strategy Budget Updates	Workforce Strategy Budget Updates: based on the Workforce Strategy Budget commitment made in the Project Plan Application	12/31/2015 (DY1, Q4)	12/31/2015 (DY1, Q3)
	Workforce Impact Analysis and Updates	Workforce Impact Analysis and Updates: provides details on the workforce impact and placement impact for redeployed, retrained and newly hired staff	12/31/2015 (DY1, Q4)	12/31/2015 (DY1, Q3)
	New Hire Employment Analysis and Updates	New Hire Employment Analysis and Updates: provides details on the number and types of new hires	12/31/2015 (DY1, Q4)	12/31/2015 (DY1, Q3)