



**Achievement Value (AV) Scorecard**  
**Staten Island Performing Provider System, LLC**

[Print Summary](#)

[Print All](#)

PPS Information	
Quarter	DY1, Q2 July 1, 2015 - September 30, 2015
PPS	Staten Island Performing Provider System, LLC
PPS Number	43

Achievement Value (AV) Scorecard Summary								
Project Link (click on the purple link below to access each individual project report)	AV Data				Payment Data			
	AVs Available	AVs Awarded	AV Adjustment	Net AVs Awarded	Payment Available	Payment Earned	High Performance Funds	Total Payment Earned
<a href="#">Domain I - Organizational (All Projects)</a>	5.00	5.00	0.00	5.00	<i>Organizational funds are embedded within each project's payment</i>			
<a href="#">2.a.iii</a>	21.00	20.00	0.00	20.00	\$782,984.28	\$717,735.59	\$ -	\$717,735.59
<a href="#">2.b.iv</a>	21.00	21.00	0.00	21.00	\$745,320.57	\$745,320.57	\$ -	\$745,320.57
<a href="#">2.b.vii</a>	21.00	21.00	0.00	21.00	\$693,509.13	\$693,509.13	\$ -	\$693,509.13
<a href="#">2.b.viii</a>	21.00	21.00	0.00	21.00	\$772,526.24	\$772,526.24	\$ -	\$772,526.24
<a href="#">2.d.i</a>	10.00	10.00	0.00	10.00	\$662,581.96	\$662,581.96	\$ -	\$662,581.96
<a href="#">3.a.i</a>	16.00	16.00	0.00	16.00	\$662,319.34	\$662,319.34	\$ -	\$662,319.34
<a href="#">3.a.iv</a>	16.00	16.00	0.00	16.00	\$633,931.07	\$633,931.07	\$ -	\$633,931.07
<a href="#">3.c.i</a>	12.00	12.00	0.00	12.00	\$523,325.83	\$523,325.83	\$ -	\$523,325.83
<a href="#">3.g.ii</a>	11.00	11.00	0.00	11.00	\$454,494.72	\$454,494.72	\$ -	\$454,494.72
<a href="#">4.a.iii</a>	16.00	16.00	0.00	16.00	\$371,049.98	\$371,049.98	\$ -	\$371,049.98
<a href="#">4.b.ii</a>	21.00	21.00	0.00	21.00	\$315,392.48	\$315,392.48	\$ -	\$315,392.48



Print Summary

Print All

AV Adjustments (Column F)									
<b>Total</b>	<b>186.00</b>	<b>185.00</b>	<b>0.00</b>	<b>671.00</b>	<b>\$6,617,436</b>	<b>\$6,552,187</b>	<b>\$</b>	<b>-</b>	<b>\$6,552,187</b>





Save & Return

Print

Achievement Value (AV) Scorecard DY1, Q2 July 1, 2015 - September 30, 2015  
Staten Island Performing Provider System, LLC - Domain 1 Organizational AVs

Additional Workforce Strategy Budget Updates (non AV-driving)	2. Create a workforce transition roadmap for achieving defined target workforce	N/A	N/A	In Process	Pass & Ongoing	1
	3. Perform detailed gap analysis between current state assessment of workforce and projected future state	N/A	N/A	In Process	Pass & Ongoing	
	4. Produce a compensation and benefit analysis, covering impacts on both retrained and redeployed staff, as well as new hires, particularly focusing on full and partial placements	N/A	N/A	In Process	Pass & Ongoing	
	5. Develop training strategy	N/A	N/A	In Process	Pass & Ongoing	
	Major Risks to Implementation & Risk Mitigation Strategies	N/A	N/A	In Process	Pass & Ongoing	
Additional Workforce Strategy Topic Areas	Major Dependencies on Organizational Workstreams	N/A	N/A	In Process	Pass & Ongoing	N/A
	Roles and Responsibilities	N/A	N/A	In Process	Pass & Ongoing	
	Key Stakeholders	N/A	N/A	In Process	Pass & Ongoing	



Save & Return

Print

Achievement Value (AV) Scorecard DY1, Q2 July 1, 2015 - September 30, 2015  
Staten Island Performing Provider System, LLC - Domain 1 Organizational AVs

	●						
		IT Expectations	N/A	N/A	In Process	Pass & Ongoing	
	●						
		Progress Reporting	N/A	N/A	In Process	Pass & Ongoing	
<b>Total</b>							<b>1</b>

Section 01 - Budget							
Process Measure	AV Driving	Milestone	Required Due Date	Committed Due Date	Milestone Status	Reviewer Status	AV Awarded
Quarterly Project Reports, Project Budget and Flow of Funds	●	Module 1.1 - PPS Budget Report (Baseline)	Ongoing	N/A	In Process	Pass & Ongoing	1
	●	Module 1.2 - PPS Budget Report (Quarterly	Ongoing	N/A	In Process	Pass & Ongoing	
	●	Module 1.3 - PPS Flow of Funds (Baseline)	Ongoing	N/A	In Process	Pass & Ongoing	
	●	Module 1.4 - PPS Flow of Funds (Quarterly)	Ongoing	N/A	In Process	Pass & Ongoing	
	●	Quarterly Progress Reports	N/A	N/A	In Process	Pass & Ongoing	



Save & Return

Print

Achievement Value (AV) Scorecard DY1, Q2 July 1, 2015 - September 30, 2015  
Staten Island Performing Provider System, LLC - Domain 1 Organizational AVs

<b>Total</b>	<b>1</b>
--------------	----------

Section 02 - Governance							
Process Measure	AV Driving	Milestone	Required Due Date	Committed Due Date	Milestone Status	Reviewer Status	AV Awarded
Governance Structure Updates	●	1. Finalize governance structure and sub-committee structure	9/30/2015	9/30/2015	Completed	Pass & Complete	1
	●	2. Establish a clinical governance structure, including clinical quality committees for each DSRIP project	12/31/2015	12/31/2015	In Process	Pass & Ongoing	
	●	3. Finalize bylaws and policies or Committee Guidelines where applicable	9/30/2015	9/30/2015	Completed	Pass & Complete	
Governance Process Update	●	4. Establish governance structure reporting and monitoring processes	12/31/2015	12/31/2015	In Process	Pass & Ongoing	
Additional Governance Milestones (non AV-driving)	●	5. Finalize community engagement plan, including communications with the public and non-provider organizations (e.g. schools, churches, homeless services,	N/A	12/31/2015	In Process	Pass & Ongoing	N/A
	●	6. Finalize partnership agreements or contracts with CBOs	N/A	3/31/2016	In Process	Pass & Ongoing	
	●	7. Finalize agency coordination plan aimed at engaging appropriate public sector agencies at state and local levels (e.g. local departments of health and	N/A	3/31/2016	Not Started	Pass & Ongoing	



Save & Return

Print

Achievement Value (AV) Scorecard DY1, Q2 July 1, 2015 - September 30, 2015  
Staten Island Performing Provider System, LLC - Domain 1 Organizational AVs

Living)							
	●	8. Finalize workforce communication and engagement plan	N/A	6/30/2016	In Process	Pass & Ongoing	
	●	9. Inclusion of CBOs in PPS Implementation	N/A	3/31/2020	In Process	Pass & Ongoing	
Additional Governance Topic Areas	●	Major Risks to Implementation & Risk Mitigation Strategies	N/A	N/A	In Process	Pass & Ongoing	N/A
	●	Major Dependencies on Organizational Workstreams	N/A	N/A	In Process	Pass & Ongoing	
	●	Roles and Responsibilities	N/A	N/A	In Process	Pass & Ongoing	
	●	Key Stakeholders	N/A	N/A	In Process	Pass & Ongoing	
	●	IT Expectations	N/A	N/A	In Process	Pass & Ongoing	
	●	Progress Reporting	N/A	N/A	In Process	Pass & Ongoing	
<b>Total</b>							<b>1</b>



Save & Return

Print

Achievement Value (AV) Scorecard DY1, Q2 July 1, 2015 - September 30, 2015  
Staten Island Performing Provider System, LLC - Domain 1 Organizational AVs

Section 03 - Financial Sustainability							
Process Measure	AV Driving	Milestone	Required Due Date	Committed Due Date	Milestone Status	Reviewer Status	AV Awarded
Financial Stability Update	●	1. Finalize PPS finance structure, including reporting structure	12/31/2015	12/31/2015	Completed	Pass & Complete	1
	●	2. Perform network financial health current state assessment and develop financial sustainability strategy to address key issues.	3/31/2016	3/31/2016	In Process	Pass & Ongoing	
	●	3. Finalize Compliance Plan consistent with New York State Social Services Law 363-d	12/31/2015	12/31/2015	In Process	Pass & Ongoing	
PPS Transition to Value Based Payment System	●	4. Develop detailed baseline assessment of revenue linked to value-based payment, preferred compensation modalities for different provider-types	3/31/2016	3/31/2016	In Process	Pass & Ongoing	
	●	5. Finalize a plan towards achieving 90% value-based payments across network by year 5 of the waiver at the latest	12/31/2016	12/31/2016	Not Started	Pass & Ongoing	
Additional	●	6. Put in place Level 1 VBP arrangement for PCMH/APC care and one other care bundle or subpopulation	TBD	N/A	N/A	N/A	





Save & Return

Print

Achievement Value (AV) Scorecard DY1, Q2 July 1, 2015 - September 30, 2015  
Staten Island Performing Provider System, LLC - Domain 1 Organizational AVs

PPS Transition to Value Based Payment System	●	7. Contract 50% of care-costs through Level 1 VBPs, and ≥ 30% of these costs through Level 2 VBPs or higher	TBD	N/A	N/A	N/A	N/A
	●	8. ≥90% of total MCO-PPS payments (in terms of total dollars) captured in at least Level 1 VBPs, and ≥ 70% of total costs	TBD	N/A	N/A	N/A	
Additional Financial Stability Topic Areas	●	Major Risks to Implementation & Risk Mitigation Strategies	N/A	N/A	In Process	Pass & Ongoing	N/A
	●	Major Dependencies on Organizational Workstreams	N/A	N/A	In Process	Pass & Ongoing	
	●	Roles and Responsibilities	N/A	N/A	In Process	Pass & Ongoing	
	●	Key Stakeholders	N/A	N/A	In Process	Pass & Ongoing	
	●	IT Expectations	N/A	N/A	In Process	Pass & Ongoing	
	●	Progress Reporting	N/A	N/A	In Process	Pass & Ongoing	
<b>Total</b>							<b>1</b>



Save & Return

Print

Achievement Value (AV) Scorecard DY1, Q2 July 1, 2015 - September 30, 2015  
Staten Island Performing Provider System, LLC - Domain 1 Organizational AVs

Section 04 - Cultural Competency & Health Literacy							
Process Measure	AV Driving	Milestone	Required Due Date	Committed Due Date	Milestone Status	Reviewer Status	AV Awarded
Cultural Competency /Health Literacy		1. Finalize cultural competency / health literacy strategy.	12/31/2015	12/31/2015	In Process	Pass & Ongoing	1
		2. Develop a training strategy focused on addressing the drivers of health disparities (beyond the availability of language-appropriate material).	6/30/2016	6/30/2016	In Process	Pass & Ongoing	
Additional Cultural Competency /Health Literacy Topic Areas		Major Risks to Implementation & Risk Mitigation Strategies	N/A	N/A	In Process	Pass & Ongoing	N/A
		Major Dependencies on Organizational Workstreams	N/A	N/A	In Process	Pass & Ongoing	
		Roles and Responsibilities	N/A	N/A	In Process	Pass & Ongoing	
		Key Stakeholders	N/A	N/A	In Process	Pass & Ongoing	
		IT Expectations	N/A	N/A	In Process	Pass & Ongoing	
		Progress Reporting	N/A	N/A	In Process	Pass & Ongoing	



Save & Return

Print

Achievement Value (AV) Scorecard DY1, Q2 July 1, 2015 - September 30, 2015  
Staten Island Performing Provider System, LLC - Domain 1 Organizational AVs

<b>Total</b>		<b>1</b>	

Section 05 - IT Systems and Processes							
Process Measure	AV Driving	Milestone	Required Due Date	Committed Due Date	Milestone Status	Reviewer Status	AV Awarded
IT Systems and Processes	●	1. Perform current state assessment of IT capabilities across network, identifying any critical gaps, including readiness for data sharing and the implementation of interoperable IT platform(s).	N/A	9/30/2015	Completed	Pass & Ongoing	N/A
	●	2. Develop an IT Change Management Strategy.	N/A	3/31/2016	In Process	Pass & Ongoing	
	●	3. Develop roadmap to achieving clinical data sharing and interoperable systems across PPS network	N/A	12/31/2015	In Process	Pass & Ongoing	
	●	4. Develop a specific plan for engaging attributed members in Qualifying Entities	N/A	3/31/2016	In Process	Pass & Ongoing	
	●	5. Develop a data security and confidentiality plan.	N/A	12/31/2015	In Process	Pass & Ongoing	
	●	Major Risks to Implementation & Risk Mitigation Strategies	N/A	N/A	In Process	Pass & Ongoing	



Save & Return

Print

Achievement Value (AV) Scorecard DY1, Q2 July 1, 2015 - September 30, 2015  
Staten Island Performing Provider System, LLC - Domain 1 Organizational AVs

Additional IT Systems and Processes Topic Areas	●	Major Dependencies on Organizational Workstreams	N/A	N/A	In Process	Pass & Ongoing	N/A
	●	Roles and Responsibilities	N/A	N/A	In Process	Pass & Ongoing	
	●	Key Stakeholders	N/A	N/A	In Process	Pass & Ongoing	
	●	Progress Reporting	N/A	N/A	In Process	Pass & Ongoing	
<b>Total</b>							<b>0</b>

Section 06 - Performance Reporting							
Process Measure	AV Driving	Milestone	Required Due Date	Committed Due Date	Milestone Status	Reviewer Status	AV Awarded
Performance Reporting	●	1. Establish reporting structure for PPS-wide performance reporting and communication.	N/A	12/31/2015	In Process	Pass & Ongoing	N/A
	●	2. Develop training program for organizations and individuals throughout the network, focused on clinical quality and performance reporting.	N/A	6/30/2016	In Process	Pass & Ongoing	N/A
	●	Major Risks to Implementation & Risk Mitigation Strategies	N/A	N/A	In Process	Pass & Ongoing	



Save & Return

Print

Achievement Value (AV) Scorecard DY1, Q2 July 1, 2015 - September 30, 2015  
Staten Island Performing Provider System, LLC - Domain 1 Organizational AVs

Additional Performance Reporting Topic Areas	●	Major Dependencies on Organizational Workstreams	N/A	N/A	In Process	Pass & Ongoing	N/A
	●	Roles and Responsibilities	N/A	N/A	In Process	Pass & Ongoing	
	●	Key Stakeholders	N/A	N/A	In Process	Pass & Ongoing	
	●	IT Expectations	N/A	N/A	In Process	Pass & Ongoing	
	●	Progress Reporting	N/A	N/A	In Process	Pass & Ongoing	
<b>Total</b>							<b>0</b>

Section 07 - Practitioner Engagement							
Process Measure	AV Driving	Milestone	Required Due Date	Committed Due Date	Milestone Status	Reviewer Status	AV Awarded
Practitioner Engagement	●	1. Develop Practitioners communication and engagement plan.	N/A	12/31/2015	In Process	Pass & Ongoing	N/A
	●	2. Develop training / education plan targeting practitioners and other professional groups, designed to educate them about the DSRIP program and your PPS-specific quality improvement agenda.	N/A	3/31/2016	Not Started	Pass & Ongoing	



Save & Return

Print

Achievement Value (AV) Scorecard DY1, Q2 July 1, 2015 - September 30, 2015  
Staten Island Performing Provider System, LLC - Domain 1 Organizational AVs

Additional Practitioner Engagement Topic Areas	●	Major Risks to Implementation & Risk Mitigation Strategies	N/A	N/A	In Process	Pass & Ongoing	N/A
	●	Major Dependencies on Organizational Workstreams	N/A	N/A	In Process	Pass & Ongoing	
	●	Roles and Responsibilities	N/A	N/A	In Process	Pass & Ongoing	
●	Key Stakeholders	N/A	N/A	In Process	Pass & Ongoing		
●	IT Expectations	N/A	N/A	In Process	Pass & Ongoing		
●	Progress Reporting	N/A	N/A	In Process	Pass & Ongoing		
<b>Total</b>							<b>0</b>

Section 08 - Population Health Management							
Process Measure	AV Driving	Milestone	Required Due Date	Committed Due Date	Milestone Status	Reviewer Status	AV Awarded
Population Health	●	1. Develop population health management roadmap.	N/A	3/31/2016	In Process	Pass & Ongoing	N/A
	●	2. Finalize PPS-wide bed reduction plan.	N/A	3/31/2016	In Process	Pass & Ongoing	N/A



Save & Return

Print

Achievement Value (AV) Scorecard DY1, Q2 July 1, 2015 - September 30, 2015  
Staten Island Performing Provider System, LLC - Domain 1 Organizational AVs

							N/A		
Additional Population Health Topic Areas	●	Major Risks to Implementation & Risk Mitigation Strategies	N/A	N/A	In Process	Pass & Ongoing	N/A		
	●	Major Dependencies on Organizational Workstreams	N/A	N/A	In Process	Pass & Ongoing			
	●	Roles and Responsibilities	N/A	N/A	In Process	Pass & Ongoing			
	●	Key Stakeholders	N/A	N/A	In Process	Pass & Ongoing			
	●	IT Expectations	N/A	N/A	In Process	Pass & Ongoing			
	●	Progress Reporting	N/A	N/A	In Process	Pass & Ongoing			
	<b>Total</b>							<b>0</b>	

Section 09 - Clinical Integration							
Process Measure	AV Driving	Milestone	Required Due Date	Committed Due Date	Milestone Status	Reviewer Status	AV Awarded
Clinical	●	1. Perform a clinical integration 'needs assessment'.	N/A	12/31/2015	In Process	Pass & Ongoing	N/A



Save & Return

Print

Achievement Value (AV) Scorecard DY1, Q2 July 1, 2015 - September 30, 2015  
Staten Island Performing Provider System, LLC - Domain 1 Organizational AVs

Integration	●	2. Develop a Clinical Integration strategy.	N/A	3/31/2016	In Process	Pass & Ongoing	N/A
Additional Clinical Integration Topic Areas	●	Major Risks to Implementation & Risk Mitigation Strategies	N/A	N/A	In Process	Pass & Ongoing	N/A
	●	Major Dependencies on Organizational Workstreams	N/A	N/A	In Process	Pass & Ongoing	
	●	Roles and Responsibilities	N/A	N/A	In Process	Pass & Ongoing	
	●	Key Stakeholders	N/A	N/A	In Process	Pass & Ongoing	
●	IT Expectations	N/A	N/A	In Process	Pass & Ongoing		
●	Progress Reporting	N/A	N/A	In Process	Pass & Ongoing		
<b>Total</b>							<b>0</b>





Save & Return

Print

*Achievement Value (AV) Scorecard DY1, Q2 July 1, 2015 - September 30, 2015  
Staten Island Performing Provider System, LLC - Project 2.a.iii*

Project Snapshot	
Project Domain	System Transformation Projects (Domain 2)
Project ID	2.a.iii
Project Title	Health Home At-Risk Intervention Program: Proactive management of higher risk patients not currently eligible for Health Homes through access to high quality primary care and support services

Payment Snapshot	
Payment Available (DY1)	\$ 3,914,921.42
DY1 Payment Earned to Date	\$ 2,348,952.85
DY1 Payment Not Earned to Date	\$ -
DY1 Funding Remaining	\$ 1,565,968.57
Funding Available for Distribution DY1Q2	\$ 782,984.28

2.a.iii Scoresheet									
Domain	Component	Review Status	AVs Available	Net AVs Awarded	Percentage AV	Domain Funding % (DY1)	Domain Funding % (DY1, Q2)	Payment Available (\$)	Net Payment Earned (\$)
Domain 1	Domain 1 Organizational	Complete	5.00	5.00	100%	80%	10%	391,492	326,243
	Project Implementation Speed	N/A	0.00	0.00	0%				
	Patient Engagement Speed	Complete	1.00	0.00	0%				
<b>Domain 1 Subtotal</b>			<b>6.00</b>	<b>5.00</b>	<b>83%</b>	<b>80%</b>	<b>10%</b>	<b>391,492</b>	<b>326,243</b>
Domain 2	Domain 2 Pay for Reporting (P4R)	Complete	15.00	15.00	100%	20%	10%	391,492	391,492
	Domain 2 Pay for Performance (P4P)	N/A	N/A	N/A	N/A	0%	0%	-	-
<b>Domain 2 Subtotal</b>			<b>15.00</b>	<b>15.00</b>	<b>100%</b>	<b>20%</b>	<b>10%</b>	<b>391,492</b>	<b>391,492</b>
<b>Total</b>		<b>Complete</b>	<b>21.00</b>	<b>20.00</b>	<b>95%</b>	<b>100%</b>	<b>20%</b>	<b>782,984</b>	<b>717,736</b>

Total Project 2.a.iii AVs Awarded: 20 out of 21

Hide Reviewer Comments

Domain 1 Project Milestones - Project 2.a.iii						
AV Driving	Project Requirement and Metric/Deliverable	Required Due Date	Committed Due Date	Milestone Status	Reviewer Status	AVs Awarded
	Module 1 - Major risks to implementation and mitigation strategies	Ongoing	N/A	In Process	Pass & Ongoing	N/A



Save & Return

Print

*Achievement Value (AV) Scorecard DY1, Q2 July 1, 2015 - September 30, 2015  
Staten Island Performing Provider System, LLC - Project 2.a.iii*

●	Module 3 - Patient Engagement Speed	Ongoing	N/A	In Process	Fail	0
<b>Total</b>						<b>0.00</b>

**Domain 1 Project Prescribed Milestones - Project 2.a.iii**

AV Driving	Project Requirement and Metric/Deliverable	Required Due Date	Committed Due Date	Milestone Status	Reviewer Status	AVs Awarded
●	1. Develop a Health Home At-Risk Intervention Program, utilizing participating HHs as well as PCMH/APC PCPs in care coordination within the program.	3/31/2018	3/31/2017	In Process	Pass & Ongoing	N/A
●	2. Ensure all primary care providers participating in the project meet NCQA (2011) accredited Patient Centered Medical Home, Level 3 standards and will achieve NCQA 2014 Level 3 PCMH and/or Advanced Primary Care accreditation by Demonstration Year (DY) 3.	3/31/2018	3/31/2018	In Process	Pass & Ongoing	N/A
●	3. Ensure that all participating safety net providers are actively sharing EHR systems with local health information exchange/RHIO/SHIN-NY and sharing health information among clinical partners, including direct exchange (secure messaging), alerts and patient record look up.	3/31/2018	3/31/2018	In Process	Pass & Ongoing	N/A
●	4. Ensure that EHR systems used by participating safety net providers meet Meaningful Use and PCMH Level 3 standards and/or APCM.	3/31/2018	3/31/2018	In Process	Pass & Ongoing	N/A
●	5. Perform population health management by actively using EHRs and other IT platforms, including use of targeted patient registries, for all participating safety net providers.	3/31/2018	3/31/2018	In Process	Pass & Ongoing	N/A
●	6. Develop a comprehensive care management plan for each patient to engage him/her in care and to reduce patient risk factors.	3/31/2018	3/31/2018	In Process	Pass & Ongoing	N/A



Save & Return

Print

Achievement Value (AV) Scorecard DY1, Q2 July 1, 2015 - September 30, 2015  
Staten Island Performing Provider System, LLC - Project 2.a.iii

●						
●	7. Establish partnerships between primary care providers and the local Health Home for care management services. This plan should clearly delineate roles and responsibilities for both parties.	3/31/2018	3/31/2017	In Process	Pass & Ongoing	N/A
●	8. Establish partnerships between the primary care providers, in concert with the Health Home, with network resources for needed services. Where necessary, the provider will work with local government units (such as SPOAs and public health departments).	3/31/2018	3/31/2017	In Process	Pass & Ongoing	N/A
●	9. Implement evidence-based practice guidelines to address risk factor reduction as well as to ensure appropriate management of chronic diseases. Develop educational materials consistent with cultural and linguistic needs of the population.	3/31/2018	3/31/2017	In Process	Pass & Ongoing	N/A
<b>Total</b>						<b>0.00</b>

Domain 2 Pay for Performance and Pay for Reporting - Project 2.a.iii (all Milestones are P4R in DY1)			
AV Driving	Measure	Reviewer Status	AVs Awarded
●	Adult Access to Preventive or Ambulatory Care - 20 to 44 years	Pass & Ongoing	0.3333333
●	Adult Access to Preventive or Ambulatory Care - 45 to 64 years	Pass & Ongoing	0.3333333
●	Adult Access to Preventive or Ambulatory Care - 65 and older	Pass & Ongoing	0.3333333



Save & Return

Print

Achievement Value (AV) Scorecard DY1, Q2 July 1, 2015 - September 30, 2015  
Staten Island Performing Provider System, LLC - Project 2.a.iii

●	CAHPS Measures - Care Coordination with provider up-to-date about care received from other providers	Pass & Ongoing	1
●	Children's Access to Primary Care- 12 to 19 years	Pass & Ongoing	0.25
●	Children's Access to Primary Care- 12 to 24 months	Pass & Ongoing	0.25
●	Children's Access to Primary Care- 25 months to 6 years	Pass & Ongoing	0.25
●	Children's Access to Primary Care- 7 to 11 years	Pass & Ongoing	0.25
●	Getting Timely Appointments, Care and information (Q6, 8, 10, and 12)	Pass & Ongoing	0.5
●	Helpful, Courteous, and Respectful Office Staff (Q24 and 25)	Pass & Ongoing	0.5
●	H-CAHPS – Care Transition Metrics	Pass & Ongoing	1
●	Medicaid Spending on ER and Inpatient Services ±	Pass & Ongoing	1
●	Medicaid spending on Primary Care and community based behavioral health care	Pass & Ongoing	1



Save & Return

Print

Achievement Value (AV) Scorecard DY1, Q2 July 1, 2015 - September 30, 2015  
Staten Island Performing Provider System, LLC - Project 2.a.iii

	PDI 90- Composite of all measures +/-	Pass & Ongoing	1
	Percent of eligible providers with participating agreements with RHIOs, meeting Meaningful Use criteria and able to participate in bidirectional exchange	Pass & Ongoing	1
	Percent of PCP meeting PCMH (NCQA) or Advance Primary Care (SHIP) standards	Pass & Ongoing	1
	Percent of total Medicaid provider reimbursement received through sub-capitation or other forms of non-FFS reimbursement	Pass & Ongoing	1
	Potentially Avoidable Emergency Room Visits	Pass & Ongoing	1
	Potentially Avoidable Readmissions	Pass & Ongoing	1
	PQI 90 - Composite of all measures +/-	Pass & Ongoing	1
	Primary Care - Length of Relationship - Q3	Pass & Ongoing	0.5
	Primary Care - Usual Source of Care - Q2	Pass & Ongoing	0.5



*Achievement Value (AV) Scorecard DY1, Q2 July 1, 2015 - September 30, 2015  
Staten Island Performing Provider System, LLC - Project 2.a.iii*

Save & Return

Print

<b>Total</b>	<b>15.00</b>



Save & Return

Print

Achievement Value (AV) Scorecard DY1, Q2 July 1, 2015 - September 30, 2015  
Staten Island Performing Provider System, LLC - Project 2.b.iv

Project Snapshot	
Project Domain	System Transformation Projects (Domain 2)
Project ID	2.b.iv
Project Title	Care transitions intervention patients with a care transition plan developed prior to discharge.

Payment Snapshot	
Payment Available (DY1)	\$ 3,726,602.86
DY1 Payment Earned to Date	\$ 2,235,961.72
DY1 Payment Not Earned to Date	\$ -
DY1 Funding Remaining	\$ 1,490,641.14
Funding Available for Distribution DY1Q2	\$ 745,320.57

2.b.iv Scoresheet									
Domain	Component	Review Status	AVs Available	Net AVs Awarded	Percentage AV	Domain Funding % (DY1)	Domain Funding % (DY1, Q2)	Payment Available (\$)	Net Payment Earned (\$)
Domain 1	Domain 1 Organizational	Complete	5.00	5.00	100%	80%	10%	372,660	372,660
	Project Implementation Speed	N/A	0.00	0.00	0%				
	Patient Engagement Speed	Complete	1.00	1.00	100%				
<b>Domain 1 Subtotal</b>			<b>6.00</b>	<b>6.00</b>	<b>100%</b>	<b>80%</b>	<b>10%</b>	<b>372,660</b>	<b>372,660</b>
Domain 2	Domain 2 Pay for Reporting (P4R)	Complete	15.00	15.00	100%	20%	10%	372,660	372,660
	Domain 2 Pay for Performance (P4P)	N/A	N/A	N/A	N/A	0%	0%	-	-
<b>Domain 2 Subtotal</b>			<b>15.00</b>	<b>15.00</b>	<b>100%</b>	<b>20%</b>	<b>10%</b>	<b>372,660</b>	<b>372,660</b>
<b>Total</b>		<b>Complete</b>	<b>21.00</b>	<b>21.00</b>	<b>100%</b>	<b>100%</b>	<b>20%</b>	<b>745,321</b>	<b>745,321</b>

Total Project 2.b.iv AVs Awarded: 21 out of 21

Hide Reviewer Comments

Domain 1 Project Milestones - Project 2.b.iv						
AV Driving	Project Requirement and Metric/Deliverable	Required Due Date	Committed Due Date	Milestone Status	Reviewer Status	AVs Awarded
	Module 1 - Major risks to implementation and mitigation strategies	Ongoing	N/A	In Process	Pass & Ongoing	N/A



Save & Return

Print

Achievement Value (AV) Scorecard DY1, Q2 July 1, 2015 - September 30, 2015  
Staten Island Performing Provider System, LLC - Project 2.b.iv

●	Module 3 - Patient Engagement Speed	Ongoing	N/A	In Process	Pass & Ongoing	1
<b>Total</b>						<b>1.00</b>

**Domain 1 Project Prescribed Milestones - Project 2.b.iv**

AV Driving	Project Requirement and Metric/Deliverable	Required Due Date	Committed Due Date	Milestone Status	Reviewer Status	AVs Awarded
●	1. Develop standardized protocols for a Care Transitions Intervention Model with all participating hospitals, partnering with a home care service or other appropriate community agency.	9/30/2016	3/31/2017	In Process	Pass & Ongoing	N/A
●	2. Engage with the Medicaid Managed Care Organizations and Health Homes to develop transition of care protocols that will ensure appropriate post-discharge protocols are followed.	9/30/2016	9/30/2016	In Process	Pass & Ongoing	N/A
●	3. Ensure required social services participate in the project.	9/30/2016	9/30/2016	In Process	Pass & Ongoing	N/A
●	4. Transition of care protocols will include early notification of planned discharges and the ability of the transition care manager to visit the patient in the hospital to develop the transition of care services.	9/30/2016	3/31/2017	In Process	Pass & Ongoing	N/A
●	5. Protocols will include care record transitions with timely updates provided to the members' providers, particularly primary care provider.	9/30/2016	3/31/2017	In Process	Pass & Ongoing	N/A
●	6. Ensure that a 30-day transition of care period is established.	9/30/2016	3/31/2017	Not Started	Pass & Ongoing	N/A





Save & Return

Print

Achievement Value (AV) Scorecard DY1, Q2 July 1, 2015 - September 30, 2015  
Staten Island Performing Provider System, LLC - Project 2.b.iv

●	7. Use EHRs and other technical platforms to track all patients engaged in the project.	9/30/2016	3/31/2017	In Process	Pass & Ongoing	N/A
<b>Total</b>						<b>0.00</b>

**Domain 2 Pay for Performance and Pay for Reporting - Project 2.b.iv (all Milestones are P4R in DY1)**

AV Driving	Measure	Reviewer Status	AVs Awarded
●	Adult Access to Preventive or Ambulatory Care - 20 to 44 years	Pass & Ongoing	0.3333333
●	Adult Access to Preventive or Ambulatory Care - 45 to 64 years	Pass & Ongoing	0.3333333
●	Adult Access to Preventive or Ambulatory Care - 65 and older	Pass & Ongoing	0.3333333
●	CAHPS Measures - Care Coordination with provider up-to-date about care received from other providers	Pass & Ongoing	1
●	Children's Access to Primary Care- 12 to 19 years	Pass & Ongoing	0.25
●	Children's Access to Primary Care- 12 to 24 months	Pass & Ongoing	0.25
●	Children's Access to Primary Care- 25 months to 6 years	Pass & Ongoing	0.25



Save & Return

Print

Achievement Value (AV) Scorecard DY1, Q2 July 1, 2015 - September 30, 2015  
Staten Island Performing Provider System, LLC - Project 2.b.iv

●	Children's Access to Primary Care- 7 to 11 years	Pass & Ongoing	0.25
●	Getting Timely Appointments, Care and information (Q6, 8, 10, and 12)	Pass & Ongoing	0.5
●	Helpful, Courteous, and Respectful Office Staff (Q24 and 25)	Pass & Ongoing	0.5
●	H-CAHPS – Care Transition Metrics	Pass & Ongoing	1
●	Medicaid Spending on ER and Inpatient Services ±	Pass & Ongoing	1
●	Medicaid spending on Primary Care and community based behavioral health care	Pass & Ongoing	1
●	PDI 90– Composite of all measures +/-	Pass & Ongoing	1
●	Percent of eligible providers with participating agreements with RHIOs, meeting Meaningful Use criteria and able to participate in bidirectional exchange	Pass & Ongoing	1
●	Percent of PCP meeting PCMH (NCQA) or Advance Primary Care (SHIP) standards	Pass & Ongoing	1



Save & Return

Print

*Achievement Value (AV) Scorecard DY1, Q2 July 1, 2015 - September 30, 2015  
Staten Island Performing Provider System, LLC - Project 2.b.iv*

●	Percent of total Medicaid provider reimbursement received through sub-capitation or other forms of non-FFS reimbursement	Pass & Ongoing	1
●	Potentially Avoidable Emergency Room Visits	Pass & Ongoing	1
●	Potentially Avoidable Readmissions	Pass & Ongoing	1
●	PQI 90 – Composite of all measures +/-	Pass & Ongoing	1
●	Primary Care - Length of Relationship - Q3	Pass & Ongoing	0.5
●	Primary Care - Usual Source of Care - Q2	Pass & Ongoing	0.5
<b>Total</b>			<b>15.00</b>



Save & Return

Print

Achievement Value (AV) Scorecard DY1, Q2 July 1, 2015 - September 30, 2015  
Staten Island Performing Provider System, LLC - Project 2.b.vii

Project Snapshot	
Project Domain	System Transformation Projects (Domain 2)
Project ID	2.b.vii
Project Title	Implementing the INTERACT project (inpatient transfer avoidance program for SNF)

Payment Snapshot	
Payment Available (DY1)	\$ 3,467,545.67
DY1 Payment Earned to Date	\$ 2,080,527.40
DY1 Payment Not Earned to Date	\$ -
DY1 Funding Remaining	\$ 1,387,018.27
Funding Available for Distribution DY1Q2	\$ 693,509.13

2.b.vii Scoresheet									
Domain	Component	Review Status	AVs Available	Net AVs Awarded	Percentage AV	Domain Funding % (DY1)	Domain Funding % (DY1, Q2)	Payment Available (\$)	Net Payment Earned (\$)
Domain 1	Domain 1 Organizational	Complete	5.00	5.00	100%	80%	10%	346,755	346,755
	Project Implementation Speed	N/A	0.00	0.00	0%				
	Patient Engagement Speed	Complete	1.00	1.00	100%				
<b>Domain 1 Subtotal</b>			<b>6.00</b>	<b>6.00</b>	<b>100%</b>	<b>80%</b>	<b>10%</b>	<b>346,755</b>	<b>346,755</b>
Domain 2	Domain 2 Pay for Reporting (P4R)	Complete	15.00	15.00	100%	20%	10%	346,755	346,755
	Domain 2 Pay for Performance (P4P)	N/A	N/A	N/A	N/A	0%	0%	-	-
<b>Domain 2 Subtotal</b>			<b>15.00</b>	<b>15.00</b>	<b>100%</b>	<b>20%</b>	<b>10%</b>	<b>346,755</b>	<b>346,755</b>
<b>Total</b>		<b>Complete</b>	<b>21.00</b>	<b>21.00</b>	<b>100%</b>	<b>100%</b>	<b>20%</b>	<b>693,509</b>	<b>693,509</b>

Total Project 2.b.vii AVs Awarded: 21 out of 21

Hide Reviewer Comments

Domain 1 Project Milestones - Project 2.b.vii						
AV Driving	Project Requirement and Metric/Deliverable	Required Due Date	Committed Due Date	Milestone Status	Reviewer Status	AVs Awarded
	Module 1 - Major risks to implementation and mitigation strategies	Ongoing	N/A	In Process	Pass & Ongoing	N/A



Save & Return

Print

*Achievement Value (AV) Scorecard DY1, Q2 July 1, 2015 - September 30, 2015  
Staten Island Performing Provider System, LLC - Project 2.b.vii*

●	Module 3 - Patient Engagement Speed	Ongoing	N/A	In Process	Pass & Ongoing	1
<b>Total</b>						<b>1.00</b>

**Domain 1 Project Prescribed Milestones - Project 2.b.vii**

AV Driving	Project Requirement and Metric/Deliverable	Required Due Date	Committed Due Date	Milestone Status	Reviewer Status	AVs Awarded
●	1. Implement INTERACT at each participating SNF, demonstrated by active use of the INTERACT 3.0 toolkit and other resources available at <a href="http://interact2.net">http://interact2.net</a> .	9/30/2017	9/30/2017	In Process	Pass & Ongoing	N/A
●	2. Identify a facility champion who will engage other staff and serve as a coach and leader of INTERACT program.	9/30/2017	3/31/2017	In Process	Pass & Ongoing	N/A
●	3. Implement care pathways and other clinical tools for monitoring chronically ill patients, with the goal of early identification of potential instability and intervention to avoid hospital transfer.	9/30/2017	3/31/2017	In Process	Pass & Ongoing	N/A
●	4. Educate all staff on care pathways and INTERACT principles.	9/30/2017	3/31/2017	In Process	Pass & Ongoing	N/A
●	5. Implement Advance Care Planning tools to assist residents and families in expressing and documenting their wishes for near end of life and end of life care.	9/30/2017	3/31/2017	Not Started	Pass & Ongoing	N/A
●	6. Create coaching program to facilitate and support implementation.	9/30/2017	3/31/2017	In Process	Pass & Ongoing	N/A



Save & Return

Print

**Achievement Value (AV) Scorecard DY1, Q2 July 1, 2015 - September 30, 2015  
Staten Island Performing Provider System, LLC - Project 2.b.vii**

●	7. Educate patient and family/caretakers, to facilitate participation in planning of care.	9/30/2017	3/31/2017	Not Started	Pass & Ongoing	N/A
●	8. Establish enhanced communication with acute care hospitals, preferably with EHR and HIE connectivity.	9/30/2017	9/30/2017	In Process	Pass & Ongoing	N/A
●	9. Measure outcomes (including quality assessment/root cause analysis of transfer) in order to identify additional interventions.	9/30/2017	9/30/2017	In Process	Pass & Ongoing	N/A
●	10. Use EHRs and other technical platforms to track all patients engaged in the project.	9/30/2017	3/31/2017	In Process	Pass & Ongoing	N/A
<b>Total</b>						<b>0.00</b>

**Domain 2 Pay for Performance and Pay for Reporting - Project 2.b.vii (all Milestones are P4R in DY1)**

AV Driving	Measure	Reviewer Status	AVs Awarded
●	Adult Access to Preventive or Ambulatory Care - 20 to 44 years	Pass & Ongoing	0.3333333
●	Adult Access to Preventive or Ambulatory Care - 45 to 64 years	Pass & Ongoing	0.3333333
●	Adult Access to Preventive or Ambulatory Care - 65 and older	Pass & Ongoing	0.3333333
●	CAHPS Measures - Care Coordination with provider up-to-date about care received from other providers	Pass & Ongoing	1



Save & Return

Print

Achievement Value (AV) Scorecard DY1, Q2 July 1, 2015 - September 30, 2015  
Staten Island Performing Provider System, LLC - Project 2.b.vii

●	Children's Access to Primary Care- 12 to 19 years	Pass & Ongoing	0.25
●	Children's Access to Primary Care- 12 to 24 months	Pass & Ongoing	0.25
●	Children's Access to Primary Care- 25 months to 6 years	Pass & Ongoing	0.25
●	Children's Access to Primary Care- 7 to 11 years	Pass & Ongoing	0.25
●	Getting Timely Appointments, Care and information (Q6, 8, 10, and 12)	Pass & Ongoing	0.5
●	Helpful, Courteous, and Respectful Office Staff (Q24 and 25)	Pass & Ongoing	0.5
●	H-CAHPS – Care Transition Metrics	Pass & Ongoing	1
●	Medicaid Spending on ER and Inpatient Services ±	Pass & Ongoing	1
●	Medicaid spending on Primary Care and community based behavioral health care	Pass & Ongoing	1



Save & Return

Print

*Achievement Value (AV) Scorecard DY1, Q2 July 1, 2015 - September 30, 2015  
Staten Island Performing Provider System, LLC - Project 2.b.vii*

●	PDI 90– Composite of all measures +/-	Pass & Ongoing	1
●	Percent of eligible providers with participating agreements with RHIOs, meeting Meaningful Use criteria and able to participate in bidirectional exchange	Pass & Ongoing	1
●	Percent of PCP meeting PCMH (NCQA) or Advance Primary Care (SHIP) standards	Pass & Ongoing	1
●	Percent of total Medicaid provider reimbursement received through sub-capitation or other forms of non-FFS reimbursement	Pass & Ongoing	1
●	Potentially Avoidable Emergency Room Visits	Pass & Ongoing	1
●	Potentially Avoidable Readmissions	Pass & Ongoing	1
●	PQI 90 – Composite of all measures +/-	Pass & Ongoing	1
●	Primary Care - Length of Relationship - Q3	Pass & Ongoing	0.5
●	Primary Care - Usual Source of Care - Q2	Pass & Ongoing	0.5
<b>Total</b>			<b>15.00</b>



Save & Return

Print

Achievement Value (AV) Scorecard DY1, Q2 July 1, 2015 - September 30, 2015  
Staten Island Performing Provider System, LLC - Project 2.b.viii


Project Snapshot	
Project Domain	System Transformation Projects (Domain 2)
Project ID	2.b.viii
Project Title	Hospital-Home Care Collaboration Solutions

Payment Snapshot	
Payment Available (DY1)	\$ 3,862,631.21
DY1 Payment Earned to Date	\$ 2,317,578.73
DY1 Payment Not Earned to Date	\$ -
DY1 Funding Remaining	\$ 1,545,052.49
Funding Available for Distribution DY1Q2	\$ 772,526.24

2.b.viii Scoresheet									
Domain	Component	Review Status	AVs Available	Net AVs Awarded	Percentage AV	Domain Funding % (DY1)	Domain Funding % (DY1, Q2)	Payment Available (\$)	Net Payment Earned (\$)
Domain 1	Domain 1 Organizational	Complete	5.00	5.00	100%	80%	10%	386,263	386,263
	Project Implementation Speed	N/A	0.00	0.00	0%				
	Patient Engagement Speed	Complete	1.00	1.00	100%				
<b>Domain 1 Subtotal</b>			<b>6.00</b>	<b>6.00</b>	<b>100%</b>	<b>80%</b>	<b>10%</b>	<b>386,263</b>	<b>386,263</b>
Domain 2	Domain 2 Pay for Reporting (P4R)	Complete	15.00	15.00	100%	20%	10%	386,263	386,263
	Domain 2 Pay for Performance (P4P)	N/A	N/A	N/A	N/A	0%	0%	-	-
<b>Domain 2 Subtotal</b>			<b>15.00</b>	<b>15.00</b>	<b>100%</b>	<b>20%</b>	<b>10%</b>	<b>386,263</b>	<b>386,263</b>
<b>Total</b>		<b>Complete</b>	<b>21.00</b>	<b>21.00</b>	<b>100%</b>	<b>100%</b>	<b>20%</b>	<b>772,526</b>	<b>772,526</b>

Total Project 2.b.viii AVs Awarded: 21 out of 21

Hide Reviewer Comments

Domain 1 Project Milestones - Project 2.b.viii						
AV Driving	Project Requirement and Metric/Deliverable	Required Due Date	Committed Due Date	Milestone Status	Reviewer Status	AVs Awarded
	Module 1 - Major risks to implementation and mitigation strategies	Ongoing	N/A	In Process	Pass & Ongoing	N/A



Save & Return

Print

**Achievement Value (AV) Scorecard DY1, Q2 July 1, 2015 - September 30, 2015**  
**Staten Island Performing Provider System, LLC - Project 2.b.viii**

●	Module 3 - Patient Engagement Speed	Ongoing	N/A	In Process	Pass & Ongoing	1
<b>Total</b>						<b>1.00</b>

**Domain 1 Project Prescribed Milestones - Project 2.b.viii**

AV Driving	Project Requirement and Metric/Deliverable	Required Due Date	Committed Due Date	Milestone Status	Reviewer Status	AVs Awarded
●	1. Assemble Rapid Response Teams (hospital/home care) to facilitate patient discharge to home and assure needed home care services are in place, including, if appropriate, hospice.	3/31/2017	3/31/2017	In Process	Pass & Ongoing	N/A
●	2. Ensure home care staff have knowledge and skills to identify and respond to patient risks for readmission, as well as to support evidence-based medicine and chronic care management.	3/31/2017	3/31/2017	In Process	Pass & Ongoing	N/A
●	3. Develop care pathways and other clinical tools for monitoring chronically ill patients, with the goal of early identification of potential instability and intervention to avoid hospital transfer.	3/31/2017	3/31/2017	In Process	Pass & Ongoing	N/A
●	4. Educate all staff on care pathways and INTERACT-like principles.	3/31/2017	3/31/2017	In Process	Pass & Ongoing	N/A
●	5. Develop Advance Care Planning tools to assist residents and families in expressing and documenting their wishes for near end of life and end of life care	3/31/2017	3/31/2017	Not Started	Pass & Ongoing	N/A
●	6. Create coaching program to facilitate and support implementation.	3/31/2017	3/31/2017	In Process	Pass & Ongoing	N/A



Save & Return

Print

**Achievement Value (AV) Scorecard DY1, Q2 July 1, 2015 - September 30, 2015**  
**Staten Island Performing Provider System, LLC - Project 2.b.viii**

●	7. Educate patient and family/caretakers, to facilitate participation in planning of care.	3/31/2017	3/31/2017	In Process	Pass & Ongoing	N/A
●	8. Integrate primary care, behavioral health, pharmacy, and other services into the model in order to enhance coordination of care and medication management	3/31/2017	3/31/2017	In Process	Pass & Ongoing	N/A
●	9. Utilize telehealth/telemedicine to enhance hospital-home care collaborations.	3/31/2017	3/31/2017	In Process	Pass & Ongoing	N/A
●	10. Utilize interoperable EHR to enhance communication and avoid medication errors and/or duplicative services.	3/31/2017	3/31/2017	In Process	Pass & Ongoing	N/A
●	11. Measure outcomes (including quality assessment/root cause analysis of transfer) in order to identify additional interventions.	3/31/2017	3/31/2017	In Process	Pass & Ongoing	N/A
●	12. Use EHRs and other technical platforms to track all patients engaged in the project.	3/31/2017	3/31/2017	In Process	Pass & Ongoing	N/A
<b>Total</b>						<b>0.00</b>

**Domain 2 Pay for Performance and Pay for Reporting - Project 2.b.viii (all Milestones are P4R in DY1)**

AV Driving	Measure	Reviewer Status	AVs Awarded
●	Adult Access to Preventive or Ambulatory Care - 20 to 44 years	Pass & Ongoing	0.3333333



Save & Return

Print

*Achievement Value (AV) Scorecard DY1, Q2 July 1, 2015 - September 30, 2015  
Staten Island Performing Provider System, LLC - Project 2.b.viii*

●	Adult Access to Preventive or Ambulatory Care - 45 to 64 years	Pass & Ongoing	0.3333333
●	Adult Access to Preventive or Ambulatory Care - 65 and older	Pass & Ongoing	0.3333333
●	CAHPS Measures - Care Coordination with provider up-to-date about care received from other providers	Pass & Ongoing	1
●	Children's Access to Primary Care- 12 to 19 years	Pass & Ongoing	0.25
●	Children's Access to Primary Care- 12 to 24 months	Pass & Ongoing	0.25
●	Children's Access to Primary Care- 25 months to 6 years	Pass & Ongoing	0.25
●	Children's Access to Primary Care- 7 to 11 years	Pass & Ongoing	0.25
●	Getting Timely Appointments, Care and information (Q6, 8, 10, and 12)	Pass & Ongoing	0.5
●	Helpful, Courteous, and Respectful Office Staff (Q24 and 25)	Pass & Ongoing	0.5



Save & Return

Print

*Achievement Value (AV) Scorecard DY1, Q2 July 1, 2015 - September 30, 2015  
Staten Island Performing Provider System, LLC - Project 2.b.viii*

	H-CAHPS – Care Transition Metrics	Pass & Ongoing	1
	Medicaid Spending on ER and Inpatient Services ±	Pass & Ongoing	1
	Medicaid spending on Primary Care and community based behavioral health care	Pass & Ongoing	1
	PDI 90– Composite of all measures +/-	Pass & Ongoing	1
	Percent of eligible providers with participating agreements with RHIOs, meeting Meaningful Use criteria and able to participate in bidirectional exchange	Pass & Ongoing	1
	Percent of PCP meeting PCMH (NCQA) or Advance Primary Care (SHIP) standards	Pass & Ongoing	1
	Percent of total Medicaid provider reimbursement received through sub-capitation or other forms of non-FFS reimbursement	Pass & Ongoing	1
	Potentially Avoidable Emergency Room Visits	Pass & Ongoing	1
	Potentially Avoidable Readmissions	Pass & Ongoing	1



Save & Return

Print

*Achievement Value (AV) Scorecard DY1, Q2 July 1, 2015 - September 30, 2015  
Staten Island Performing Provider System, LLC - Project 2.b.viii*

●	PQI 90 – Composite of all measures +/-	Pass & Ongoing	1
●	Primary Care - Length of Relationship - Q3	Pass & Ongoing	0.5
●	Primary Care - Usual Source of Care - Q2	Pass & Ongoing	0.5
<b>Total</b>			<b>15.00</b>



Save & Return

Print

Achievement Value (AV) Scorecard DY1, Q2 July 1, 2015 - September 30, 2015  
Staten Island Performing Provider System, LLC - Project 2.d.i

Project Snapshot	
Project Domain	System Transformation Projects (Domain 2)
Project ID	2.d.i
Project Title	Implementation of Patient Activation Activities to Engage, Educate and Integrate the uninsured and low/non-utilizing Medicaid populations into Community Based Care

Payment Snapshot	
Payment Available (DY1)	\$ 3,312,909.79
DY1 Payment Earned to Date	\$ 1,987,745.88
DY1 Payment Not Earned to Date	\$ -
DY1 Funding Remaining	\$ 1,325,163.92
Funding Available for Distribution DY1Q2	\$ 662,581.96

2.d.i Scoresheet									
Domain	Component	Review Status	AVs Available	Net AVs Awarded	Percentage AV	Domain Funding % (DY1)	Domain Funding % (DY1, Q2)	Payment Available (\$)	Net Payment Earned (\$)
Domain 1	Domain 1 Organizational	Complete	5.00	5.00	100%	80%	10%	331,291	331,291
	Project Implementation Speed	N/A	0.00	0.00	0%				
	Patient Engagement Speed	Complete	1.00	1.00	100%				
<b>Domain 1 Subtotal</b>			<b>6.00</b>	<b>6.00</b>	<b>100%</b>	<b>80%</b>	<b>10%</b>	<b>331,291</b>	<b>331,291</b>
Domain 2	Domain 2 Pay for Reporting (P4R)	Complete	4.00	4.00	100%	20%	10%	331,291	331,291
	Domain 2 Pay for Performance (P4P)	N/A	N/A	N/A	N/A	0%	0%	-	-
<b>Domain 2 Subtotal</b>			<b>4.00</b>	<b>4.00</b>	<b>100%</b>	<b>20%</b>	<b>10%</b>	<b>331,291</b>	<b>331,291</b>
<b>Total</b>		<b>Complete</b>	<b>10.00</b>	<b>10.00</b>	<b>100%</b>	<b>100%</b>	<b>20%</b>	<b>662,582</b>	<b>662,582</b>

Total Project 2.d.i AVs Awarded: 10 out of 10

Hide Reviewer Comments

Domain 1 Project Milestones - Project 2.d.i						
AV Driving	Project Requirement and Metric/Deliverable	Required Due Date	Committed Due Date	Milestone Status	Reviewer Status	AVs Awarded
	Module 1 - Major risks to implementation and mitigation strategies	Ongoing	N/A	In Process	Pass & Ongoing	N/A
					Pass & Ongoing	



Save & Return

Print

Achievement Value (AV) Scorecard DY1, Q2 July 1, 2015 - September 30, 2015  
Staten Island Performing Provider System, LLC - Project 2.d.i

●	Module 3 - Patient Engagement Speed	Ongoing	N/A	In Process	Pass & Ongoing	1
<b>Total</b>						<b>1.00</b>

**Domain 1 Project Prescribed Milestones - Project 2.d.i**

AV Driving	Project Requirement and Metric/Deliverable	Required Due Date	Committed Due Date	Milestone Status	Reviewer Status	AVs Awarded
●	1. Contract or partner with community-based organizations (CBOs) to engage target populations using PAM® and other patient activation techniques. The PPS must provide oversight and ensure that engagement is sufficient and appropriate.	3/31/2017	3/31/2017	In Process	Pass & Ongoing	N/A
●	2. Establish a PPS-wide training team, comprised of members with training in PAM® and expertise in patient activation and engagement.	3/31/2017	3/31/2017	In Process	Pass & Ongoing	N/A
●	3. Identify UI, NU, and LU “hot spot” areas (e.g., emergency rooms). Contract or partner with CBOs to perform outreach within the identified “hot spot” areas.	3/31/2017	3/31/2017	Not Started	Pass & Ongoing	N/A
●	4. Survey the targeted population about healthcare needs in the PPS’ region.	3/31/2017	3/31/2017	Not Started	Pass & Ongoing	N/A
●	5. Train providers located within “hot spots” on patient activation techniques, such as shared decision-making, measurements of health literacy, and cultural competency.	3/31/2017	3/31/2017	Not Started	Pass & Ongoing	N/A
●	6. Obtain list of PCPs assigned to NU and LU enrollees from MCOs. Along with the member's MCO and assigned PCP, reconnect beneficiaries to his/her designated PCP (see outcome measurements in	3/31/2017	3/31/2017	Not Started	Pass & Ongoing	N/A





Save & Return

Print

Achievement Value (AV) Scorecard DY1, Q2 July 1, 2015 - September 30, 2015 Staten Island Performing Provider System, LLC - Project 2.d.i

●	7. Baseline each beneficiary cohort (per method developed by state) to appropriately identify cohorts using PAM® during the first year of the project and again, at set intervals. Baselines, as well as intervals towards improvement, must be set for each cohort at the beginning of each performance period.	3/31/2017	3/31/2017	Not Started	Pass & Ongoing	N/A
●	8. Include beneficiaries in development team to promote preventive care.	3/31/2017	3/31/2017	Not Started	Pass & Ongoing	N/A
●	9. Measure PAM® components	3/31/2017	3/31/2017	Not Started	Pass & Ongoing	N/A
●	10. Increase the volume of non-emergent (primary, behavioral, dental) care provided to UI, NU, and LU persons.	3/31/2017	3/31/2017	Not Started	Pass & Ongoing	N/A
●	11. Contract or partner with CBOs to develop a group of community navigators who are trained in connectivity to healthcare coverage, community healthcare resources (including for primary and preventive services) and patient education.	3/31/2017	3/31/2017	In Process	Pass & Ongoing	N/A
●	12. Develop a process for Medicaid recipients and project participants to report complaints and receive customer service.	3/31/2017	3/31/2017	In Process	Pass & Ongoing	N/A
●	13. Train community navigators in patient activation and education, including how to appropriately assist project beneficiaries using the PAM®.	3/31/2017	3/31/2017	In Process	Pass & Ongoing	N/A



Save & Return

Print

Achievement Value (AV) Scorecard DY1, Q2 July 1, 2015 - September 30, 2015  
Staten Island Performing Provider System, LLC - Project 2.d.i

●	14. Ensure direct hand-offs to navigators who are prominently placed at "hot spots," partnered CBOs, emergency departments, or community events, so as to facilitate education regarding health insurance coverage, age-appropriate primary and preventive healthcare services	3/31/2017	3/31/2017	In Process	Pass & Ongoing	N/A
●	15. Inform and educate navigators about insurance options and healthcare resources available to UI, NU, and LU populations.	3/31/2017	3/31/2017	Not Started	Pass & Ongoing	N/A
●	16. Ensure appropriate and timely access for navigators when attempting to establish primary and preventive services for a	3/31/2017	3/31/2017	Not Started	Pass & Ongoing	N/A
●	17. Perform population health management by actively using EHRs and other IT platforms, including use of targeted patient registries, to track all patients engaged in the project.	3/31/2017	3/31/2017	In Process	Pass & Ongoing	N/A
<b>Total</b>						<b>0.00</b>

Domain 2 Pay for Performance and Pay for Reporting - Project 2.d.i (all Milestones are P4R in DY1)

AV Driving	Measure	Reviewer Status	AVs Awarded
●	C&G CAHPS by PPS for uninsured- Getting timely appointments, care, and information	Pass & Ongoing	0.25
●	C&G CAHPS by PPS for uninsured- Patients' rating of the provider (or doctor)	Pass & Ongoing	0.25
●	C&G CAHPS by PPS for uninsured- How well providers (or doctors) communicate with patients	Pass & Ongoing	0.25



Save & Return

Print

Achievement Value (AV) Scorecard DY1, Q2 July 1, 2015 - September 30, 2015  
Staten Island Performing Provider System, LLC - Project 2.d.i

●	C&G CAHPS by PPS for uninsured- Helpful, courteous, and respectful office staff	Pass & Ongoing	0.25
●	ED use by uninsured	Pass & Ongoing	1
●	PAM Level	Pass & Ongoing	1
●	Use of primary and preventive care services-- Percent of attributed Medicaid members with no claims history for primary care and preventive services in measurement year compared to same in baseline year	Pass & Ongoing	1
<b>Total</b>			<b>4.00</b>



Save & Return

Print

Achievement Value (AV) Scorecard DY1, Q2 July 1, 2015 - September 30, 2015  
Staten Island Performing Provider System, LLC - Project 3.a.i

Project Snapshot	
Project Domain	Clinical Improvement Projects (Domain 3)
Project ID	3.a.i
Project Title	Integration of primary care and behavioral health services

Payment Snapshot	
Payment Available (DY1)	\$ 3,311,596.72
DY1 Payment Earned to Date	\$ 1,986,958.03
DY1 Payment Not Earned to Date	\$ -
DY1 Funding Remaining	\$ 1,324,638.69
Funding Available for Distribution DY1Q2	\$ 662,319.34

3.a.i Scoresheet									
Domain	Component	Review Status	AVs Available	Net AVs Awarded	Percentage AV	Domain Funding % (DY1)	Domain Funding % (DY1, Q2)	Payment Available (\$)	Net Payment Earned (\$)
Domain 1	Domain 1 Organizational	Complete	5.00	5.00	100%	80%	10%	331,160	331,160
	Project Implementation Speed	N/A	0.00	0.00	0%				
	Patient Engagement Speed	Complete	1.00	1.00	100%				
<b>Domain 1 Subtotal</b>			<b>6.00</b>	<b>6.00</b>	<b>100%</b>	<b>80%</b>	<b>10%</b>	<b>331,160</b>	<b>331,160</b>
Domain 3	Domain 3 Pay for Reporting (P4R)	Complete	10.00	10.00	100%	20%	10%	331,160	331,160
	Domain 3 Pay for Performance	N/A	N/A	N/A	N/A	0%	0%	-	-
<b>Domain 3 Subtotal</b>			<b>10.00</b>	<b>10.00</b>	<b>100%</b>	<b>20%</b>	<b>10%</b>	<b>331,160</b>	<b>331,160</b>
<b>Total</b>		<b>Complete</b>	<b>16.00</b>	<b>16.00</b>	<b>100%</b>	<b>100%</b>	<b>20%</b>	<b>662,319</b>	<b>662,319</b>

Total Project 3.a.i AVs Awarded: 16 out of 16

Hide Reviewer Comments

Domain 1 Project Milestones - Project 3.a.i						
AV Driving	Project Requirement and Metric/Deliverable	Required Due Date	Committed Due Date	Milestone Status	Reviewer Status	AVs Awarded
	Module 1 - Major risks to implementation and mitigation strategies	Ongoing	N/A	In Process	Pass & Ongoing	N/A



Save & Return

Print

Achievement Value (AV) Scorecard DY1, Q2 July 1, 2015 - September 30, 2015  
Staten Island Performing Provider System, LLC - Project 3.a.i

●	Module 3 - Patient Engagement Speed	Ongoing	N/A	In Process	Pass & Ongoing	1
	<b>Total</b>					<b>1</b>

**Domain 1 Project Prescribed Milestones - Project 3.a.i Models 1, 2 and 3**

3.a.i Model 1     3.a.i Model 2     3.a.i Model 3

Model	AV Driving	Project Requirement and Metric/Deliverable	Required Due Date	Committed Due Date	Milestone Status	Reviewer Status	AVs Awarded
3.a.i Model 1	●	1. Co-locate behavioral health services at primary care practice sites. All participating primary care practices must meet 2014 NCQA level 3 PCMH or Advance Primary Care Model standards by DY 3.	3/31/2018	3/31/2018	In Process	Pass & Ongoing	N/A
	●	2. Develop collaborative evidence-based standards of care including medication management and care engagement process.	3/31/2018	3/31/2017	In Process	Pass & Ongoing	N/A
	●	3. Conduct preventive care screenings, including behavioral health screenings (PHQ-2 or 9 for those screening positive, SBIRT) implemented for all patients to identify unmet needs.	3/31/2018	3/31/2018	In Process	Pass & Ongoing	N/A
	●	4. Use EHRs or other technical platforms to track all patients engaged in this project.	3/31/2018	3/31/2017	In Process	Pass & Ongoing	N/A
	●	5. Co-locate primary care services at behavioral health sites.	3/31/2018	3/31/2018	In Process	Pass & Ongoing	N/A



Save & Return

Print

Achievement Value (AV) Scorecard DY1, Q2 July 1, 2015 - September 30, 2015  
Staten Island Performing Provider System, LLC - Project 3.a.i

3.a.i Model 2	●	6. Develop collaborative evidence-based standards of care including medication management and care engagement process.	3/31/2018	3/31/2017	In Process	Pass & Ongoing	N/A
	●	7. Conduct preventive care screenings, including behavioral health screenings (PHQ-2 or 9 for those screening positive, SBIRT) implemented for all patients to identify unmet needs.	3/31/2018	3/31/2018	In Process	Pass & Ongoing	N/A
	●	8. Use EHRs or other technical platforms to track all patients engaged in this project.	3/31/2018	3/31/2017	In Process	Pass & Ongoing	N/A
3.a.i Model 3	●	9. Implement IMPACT Model at Primary Care Sites.	3/31/2018	3/31/2020	On Hold	Pass & Ongoing	N/A
	●	10. Utilize IMPACT Model collaborative care standards, including developing coordinated evidence-based care standards and policies and procedures for care engagement.	3/31/2018	3/31/2020	On Hold	Pass & Ongoing	N/A
	●	11. Employ a trained Depression Care Manager meeting requirements of the IMPACT model.	3/31/2018	3/31/2020	On Hold	Pass & Ongoing	N/A
	●	12. Designate a Psychiatrist meeting requirements of the IMPACT Model.	3/31/2018	3/31/2020	On Hold	Pass & Ongoing	N/A
	●	13. Measure outcomes as required in the IMPACT Model.	3/31/2018	3/31/2020	On Hold	Pass & Ongoing	N/A



Save & Return

Print

**Achievement Value (AV) Scorecard DY1, Q2 July 1, 2015 - September 30, 2015**  
**Staten Island Performing Provider System, LLC - Project 3.a.i**

●	14. Provide "stepped care" as required by the IMPACT Model.	3/31/2018	3/31/2020	On Hold	Pass & Ongoing	N/A
●	15. Use EHRs or other technical platforms to track all patients engaged in this project.	3/31/2018	3/31/2020	On Hold	Pass & Ongoing	N/A
<b>Total</b>						<b>0</b>

**Domain 3 Pay for Performance and Pay for Reporting - Project 3.a.i (all Milestones are P4R in DY1)**

AV Driving	Measure	Reviewer Status	AVs Awarded
●	Adherence to Antipsychotic Medications for People with Schizophrenia	Pass & Ongoing	1
●	Antidepressant Medication Management - Effective Acute Phase Treatment	Pass & Ongoing	0.5
●	Antidepressant Medication Management - Effective Continuation Phase Treatment	Pass & Ongoing	0.5
●	Cardiovascular Monitoring for People with Cardiovascular Disease and Schizophrenia	Pass & Ongoing	1
●	Diabetes Monitoring for People with Diabetes and Schizophrenia	Pass & Ongoing	1
●	Diabetes Screening for People with Schizophrenia or Bipolar Disease who are Using Antipsychotic Medication	Pass & Ongoing	1



Save & Return

Print

Achievement Value (AV) Scorecard DY1, Q2 July 1, 2015 - September 30, 2015 Staten Island Performing Provider System, LLC - Project 3.a.i

●	Follow-up after hospitalization for Mental Illness - within 30 days	Pass & Ongoing	0.5
●	Follow-up after hospitalization for Mental Illness - within 7 days	Pass & Ongoing	0.5
●	Follow-up care for Children Prescribed ADHD Medications - Continuation Phase	Pass & Ongoing	0.5
●	Follow-up care for Children Prescribed ADHD Medications - Initiation Phase	Pass & Ongoing	0.5
●	Engagement of Alcohol and Other Drug Dependence Treatment (initiation and 2 visits within 44 days)	Pass & Ongoing	0.5
●	Initiation of Alcohol and Other Drug Dependence Treatment (1 visit within 14 days)	Pass & Ongoing	0.5
●	Potentially Preventable Emergency Department Visits (for persons with BH diagnosis) ±	Pass & Ongoing	1
●	Screening for Clinical Depression and follow-up	Pass & Ongoing	1
<b>Total</b>			<b>10</b>





Save & Return

Print

Achievement Value (AV) Scorecard DY1, Q2 July 1, 2015 - September 30, 2015  
Staten Island Performing Provider System, LLC - Project 3.a.iv

Project Snapshot	
<b>Project Domain</b>	Clinical Improvement Projects (Domain 3)
<b>Project ID</b>	3.a.iv
<b>Project Title</b>	Development of Withdrawal Management (e.g., ambulatory detoxification, ancillary withdrawal services) capabilities and appropriate enhanced abstinence services within community-based addiction treatment programs

Payment Snapshot	
<b>Payment Available (DY1)</b>	\$ 3,169,655.34
<b>DY1 Payment Earned to Date</b>	\$ 1,901,793.21
<b>DY1 Payment Not Earned to Date</b>	\$ -
<b>DY1 Funding Remaining</b>	\$ 1,267,862.14
<b>Funding Available for Distribution DY1Q2</b>	\$ 633,931.07

3.a.iv Scoresheet									
Domain	Component	Review Status	AVs Available	Net AVs Awarded	Percentage AV	Domain Funding % (DY1)	Domain Funding % (DY1, Q2)	Payment Available (\$)	Net Payment Earned (\$)
Domain 1	Domain 1 Organizational	Complete	5.00	5.00	100%	80%	10%	316,966	316,966
	Project Implementation Speed	N/A	0.00	0.00	0%				
	Patient Engagement Speed	Complete	1.00	1.00	100%				
<b>Domain 1 Subtotal</b>			<b>6.00</b>	<b>6.00</b>	<b>100%</b>	<b>80%</b>	<b>10%</b>	<b>316,966</b>	<b>316,966</b>
Domain 3	Domain 3 Pay for Reporting (P4R)	Complete	10.00	10.00	100%	20%	10%	316,966	316,966
	Domain 3 Pay for Performance (P4P)	N/A	N/A	N/A	N/A	0%	0%	-	-
<b>Domain 2 Subtotal</b>			<b>10.00</b>	<b>10.00</b>	<b>100%</b>	<b>20%</b>	<b>10%</b>	<b>316,966</b>	<b>316,966</b>
<b>Total</b>		<b>Complete</b>	<b>16.00</b>	<b>16.00</b>	<b>100%</b>	<b>100%</b>	<b>20%</b>	<b>633,931</b>	<b>633,931</b>

Total Project 3.a.iv AVs Awarded: 16 out of 16

Hide Reviewer Comments

Domain 1 Project Milestones - Project 3.a.iv						
AV Driving	Project Requirement and Metric/Deliverable	Required Due Date	Committed Due Date	Milestone Status	Reviewer Status	AVs Awarded
●	Module 1 - Major risks to implementation and mitigation strategies	Ongoing	N/A	In Process	Pass & Ongoing	N/A



Save & Return

Print

**Achievement Value (AV) Scorecard DY1, Q2 July 1, 2015 - September 30, 2015**  
**Staten Island Performing Provider System, LLC - Project 3.a.iv**

●	Module 3 - Patient Engagement Speed	Ongoing	N/A	In Process	Pass & Ongoing	1
<b>Total</b>						<b>1.00</b>

**Domain 1 Project Prescribed Milestones - Project 3.a.iv**

AV Driving	Project Requirement and Metric/Deliverable	Required Due Date	Committed Due Date	Milestone Status	Reviewer Status	AVs Awarded
●	1. Develop community-based addiction treatment programs that include outpatient SUD sites with PCP integrated teams, and stabilization services including social services.	3/31/2018	3/31/2018	In Process	Pass & Ongoing	N/A
●	2. Establish referral relationships between community treatment programs and inpatient detoxification services with development of referral protocols.	3/31/2018	3/31/2018	In Process	Pass & Ongoing	N/A
●	3. Include a project medical director, board certified in addiction medicine, with training and privileges for use of buprenorphine and buprenorphine/naltrexone as well as familiarity with other withdrawal management agents.	3/31/2018	3/31/2017	In Process	Pass & Ongoing	N/A
●	4. Identify and link to providers approved for outpatient medication management of opioid addiction who agree to provide continued maintenance therapy and collaborate with the treatment program and care manager. These may include practices with collocated behavioral health services, opioid treatment programs or outpatient SUD clinics.	3/31/2018	3/31/2018	In Process	Pass & Ongoing	N/A
●	5. Develop community-based withdrawal management (ambulatory detoxification) protocols based upon evidence based best practices and	3/31/2018	3/31/2017	In Process	Pass & Ongoing	N/A



Save & Return

Print

**Achievement Value (AV) Scorecard DY1, Q2 July 1, 2015 - September 30, 2015**  
**Staten Island Performing Provider System, LLC - Project 3.a.iv**

●						
●	6. Develop care management services within the SUD treatment program.	3/31/2018	3/31/2018	In Process	Pass & Ongoing	N/A
●	7. Form agreements with the Medicaid Managed Care organizations serving the affected population to provide coverage for the service array under this project.	3/31/2018	3/31/2018	In Process	Pass & Ongoing	N/A
●	8. Use EHRs or other technical platforms to track all patients engaged in this project.	3/31/2018	3/31/2017	In Process	Pass & Ongoing	N/A
<b>Total</b>						<b>0.00</b>

Domain 3 Pay for Performance and Pay for Reporting - Project 3.a.iv (all Milestones are P4R in DY1)			
AV Driving	Measure	Reviewer Status	AVs Awarded
●	Adherence to Antipsychotic Medications for People with Schizophrenia	Pass & Ongoing	1
●	Antidepressant Medication Management - Effective Acute Phase Treatment	Pass & Ongoing	0.5
●	Antidepressant Medication Management - Effective Continuation Phase Treatment	Pass & Ongoing	0.5
●	Cardiovascular Monitoring for People with Cardiovascular Disease and Schizophrenia	Pass & Ongoing	1



Save & Return

Print

Achievement Value (AV) Scorecard DY1, Q2 July 1, 2015 - September 30, 2015 Staten Island Performing Provider System, LLC - Project 3.a.iv

●	Diabetes Monitoring for People with Diabetes and Schizophrenia	Pass & Ongoing	1
●	Diabetes Screening for People with Schizophrenia or Bipolar Disease who are Using Antipsychotic Medication	Pass & Ongoing	1
●	Follow-up after hospitalization for Mental Illness - within 30 days	Pass & Ongoing	0.5
●	Follow-up after hospitalization for Mental Illness - within 7 days	Pass & Ongoing	0.5
●	Follow-up care for Children Prescribed ADHD Medications - Continuation Phase	Pass & Ongoing	0.5
●	Follow-up care for Children Prescribed ADHD Medications - Initiation Phase	Pass & Ongoing	0.5
●	Engagement of Alcohol and Other Drug Dependence Treatment (initiation and 2 visits within 44 days)	Pass & Ongoing	0.5
●	Initiation of Alcohol and Other Drug Dependence Treatment (1 visit within 14 days)	Pass & Ongoing	0.5
●	Potentially Preventable Emergency Department Visits (for persons with BH diagnosis) ±	Pass & Ongoing	1



*Achievement Value (AV) Scorecard DY1, Q2 July 1, 2015 - September 30, 2015  
Staten Island Performing Provider System, LLC - Project 3.a.iv*

Save & Return

Print

●	Screening for Clinical Depression and follow-up	Pass & Ongoing	1
	<b>Total</b>		<b>10.00</b>

Save & Return

Print

Achievement Value (AV) Scorecard DY1, Q2 July 1, 2015 - September 30, 2015  
Staten Island Performing Provider System, LLC - Project 3.c.i



Project Snapshot	
Project Domain	Clinical Improvement Projects (Domain 3)
Project ID	3.c.i
Project Title	Evidence-based strategies for disease management in high risk/affected populations. (adult only)

Payment Snapshot	
Payment Available (DY1)	\$ 2,616,629.15
DY1 Payment Earned to Date	1569977.491
DY1 Payment Not Earned to Date	\$ -
DY1 Funding Remaining	\$ 1,046,651.66
Funding Available for Distribution DY1Q2	\$ 523,325.83

3.c.i Scoresheet									
Domain	Component	Review Status	AVs Available	Net AVs Awarded	Percentage AV	Domain Funding % (DY1)	Domain Funding % (DY1, Q2)	Payment Available (\$)	Net Payment Earned (\$)
Domain 1	Domain 1 Organizational	Complete	5.00	5.00	100%	80%	10%	261,663	261,663
	Project Implementation Speed	N/A	0.00	0.00	0%				
	Patient Engagement Speed	#REF!	1.00	1.00	100%				
<b>Domain 1 Subtotal</b>			<b>6.00</b>	<b>6.00</b>	<b>100%</b>	<b>80%</b>	<b>10%</b>	<b>261,663</b>	<b>261,663</b>
Domain 3	Domain 3 Pay for Reporting (P4R)	Complete	6.00	6.00	100%	20%	10%	261,663	261,663
	Domain 3 Pay for Performance (P4P)	N/A	N/A	N/A	N/A	0%	0%	-	-
<b>Domain 2 Subtotal</b>			<b>6.00</b>	<b>6.00</b>	<b>100%</b>	<b>20%</b>	<b>10%</b>	<b>261,663</b>	<b>261,663</b>
<b>Total</b>			<b>12.00</b>	<b>12.00</b>	<b>100%</b>	<b>100%</b>	<b>20%</b>	<b>523,326</b>	<b>523,326</b>

Total Project 3.c.i AVs Awarded: 12 out of 12

Hide Reviewer Comments

Domain 1 Project Milestones - Project 3.c.i						
AV Driving	Project Requirement and Metric/Deliverable	Required Due Date	Committed Due Date	Milestone Status	Reviewer Status	AVs Awarded
	Module 1 - Major risks to implementation and mitigation strategies	Ongoing	N/A	In Process	Pass & Ongoing	N/A
						



Save & Return

Print

**Achievement Value (AV) Scorecard DY1, Q2 July 1, 2015 - September 30, 2015**  
**Staten Island Performing Provider System, LLC - Project 3.c.i**

●	Module 3 - Patient Engagement Speed	Ongoing	N/A	In Process	Pass & Ongoing	1
<b>Total</b>						<b>1.00</b>

**Domain 1 Project Prescribed Milestones - Project 3.c.i**

AV Driving	Project Requirement and Metric/Deliverable	Committed Due Date	Milestone Status	Reviewer Status	AVs Awarded
●	1. Implement evidence-based best practices for disease management, specific to diabetes, in community and ambulatory care settings.	3/31/2018	In Process	Pass & Ongoing	N/A
●	2. Engage at least 80% of primary care providers within the PPS in the implementation of disease management evidence-based best practices.	3/31/2018	In Process	Pass & Ongoing	N/A
●	3. Develop care coordination teams (including diabetes educators, nursing staff, behavioral health providers, pharmacy, community health workers, and Health Home care managers) to improve health literacy, patient self-efficacy, and patient self-management.	3/31/2018	In Process	Pass & Ongoing	N/A
●	4. Develop "hot spotting" strategies, in concert with Health Homes, to implement programs such as the Stanford Model for chronic diseases in high risk neighborhoods.	3/31/2018	In Process	Pass & Ongoing	N/A
●	5. Ensure coordination with the Medicaid Managed Care organizations serving the target population.	3/31/2018	Not Started	Pass & Ongoing	N/A
●	6. Use EHRs or other technical platforms to track all patients engaged in this project.	3/31/2018	In Process	Pass & Ongoing	N/A
●	7. Meet Meaningful Use and PCMH Level 3 standards and/or ACPM by the end of Demonstration Year 3 for EHR systems used by participating safety net providers.	3/31/2018	In Process	Pass & Ongoing	N/A



Save & Return

Print

Achievement Value (AV) Scorecard DY1, Q2 July 1, 2015 - September 30, 2015 Staten Island Performing Provider System, LLC - Project 3.c.i

<b>Total</b>	<b>0.00</b>

Domain 3 Pay for Performance and Pay for Reporting - Project 3.c.i (all Milestones are P4R in DY1)

AV Driving	Measure	Reviewer Status	AVs Awarded
	Comprehensive Diabetes Care: Hemoglobin A1c (HbA1c) Poor Control (>9.0%) ±	Pass & Ongoing	1
	Comprehensive Diabetes screening – All Four Tests (HbA1c, lipid profile, dilated eye exam, nephropathy monitor)	Pass & Ongoing	1
	Flu Shots for Adults Ages 18 – 64	Pass & Ongoing	1
	Health Literacy (QHL13, 14, and 16)	Pass & Ongoing	1
	Medical Assistance with Smoking and Tobacco Use Cessation - Advised to Quit	Pass & Ongoing	0.3333333
	Medical Assistance with Smoking and Tobacco Use Cessation - Discussed Cessation Medication	Pass & Ongoing	0.3333333
	Medical Assistance with Smoking and Tobacco Use Cessation - Discussed Cessation Strategies	Pass & Ongoing	0.3333333
	Prevention Quality Indicator # 1 (DM Short term complication) ± Page 56	Pass & Ongoing	1





*Achievement Value (AV) Scorecard DY1, Q2 July 1, 2015 - September 30, 2015  
Staten Island Performing Provider System, LLC - Project 3.c.i*

Save & Return

Print

<b>Total</b>	<b>6.00</b>



Save & Return

Print

Achievement Value (AV) Scorecard DY1, Q2 July 1, 2015 - September 30, 2015  
Staten Island Performing Provider System, LLC - Project 3.g.ii

Project Snapshot	
Project Domain	Clinical Improvement Projects (Domain 3)
Project ID	3.g.ii
Project Title	Integration of Palliative Care into Nursing Homes

Payment Snapshot	
Payment Available (DY1)	\$ 2,272,473.60
DY1 Payment Earned to Date	\$ 1,363,484.16
DY1 Payment Not Earned to Date	\$ -
DY1 Funding Remaining	\$ 908,989.44
Funding Available for Distribution DY1Q2	\$ 454,494.72

3.g.ii Scoresheet									
Domain	Component	Review Status	AVs Available	Net AVs Awarded	Percentage AV	Domain Funding % (DY1)	Domain Funding % (DY1, Q2)	Payment Available (\$)	Net Payment Earned (\$)
Domain 1	Domain 1 Organizational	Complete	5.00	5.00	100%	80%	10%	227,247	227,247
	Project Implementation Speed	N/A	0.00	0.00	0%				
	Patient Engagement Speed	Complete	1.00	1.00	100%				
<b>Domain 1 Subtotal</b>			<b>6.00</b>	<b>6.00</b>	<b>100%</b>	<b>80%</b>	<b>10%</b>	<b>227,247</b>	<b>227,247</b>
Domain 3	Domain 3 Pay for Reporting (P4R)	Complete	5.00	5.00	100%	20%	10%	227,247	227,247
	Domain 3 Pay for Performance (P4P)	N/A	N/A	N/A	N/A	0%	0%	-	-
<b>Domain 2 Subtotal</b>			<b>5.00</b>	<b>5.00</b>	<b>100%</b>	<b>20%</b>	<b>10%</b>	<b>227,247</b>	<b>227,247</b>
<b>Total</b>		<b>Complete</b>	<b>11.00</b>	<b>11.00</b>	<b>100%</b>	<b>100%</b>	<b>20%</b>	<b>454,495</b>	<b>454,495</b>

Total Project 3.g.ii AVs Awarded: 11 out of 11

Hide Reviewer Comments

Domain 1 Project Milestones - Project 3.g.ii						
AV Driving	Project Requirement and Metric/Deliverable	Required Due Date	Committed Due Date	Milestone Status	Reviewer Status	AVs Awarded
	Module 1 - Major risks to implementation and mitigation strategies	Ongoing	N/A	In Process	Pass & Ongoing	N/A



Save & Return

Print

**Achievement Value (AV) Scorecard DY1, Q2 July 1, 2015 - September 30, 2015**  
**Staten Island Performing Provider System, LLC - Project 3.g.ii**

●	Module 3 - Patient Engagement Speed	Ongoing	N/A	In Process	Pass & Ongoing	1
<b>Total</b>						<b>1.00</b>

**Domain 1 Project Prescribed Milestones - Project 3.g.ii**

AV Driving	Project Requirement and Metric/Deliverable	Required Due Date	Committed Due Date	Milestone Status	Reviewer Status	AVs Awarded
●	1. Integrate Palliative Care into practice model of participating Nursing Homes.	3/31/2017	3/31/2017	In Process	Pass & Ongoing	N/A
●	2. Contract or develop partnerships with community and provider resources, including Hospice, to bring the palliative care supports and services into the nursing home.	3/31/2017	3/31/2017	In Process	Pass & Ongoing	N/A
●	3. Develop and adopt clinical guidelines agreed to by all partners including services and eligibility.	3/31/2017	3/31/2017	In Process	Pass & Ongoing	N/A
●	4. Engage staff in trainings to increase role-appropriate competence in palliative care skills and protocols developed by the PPS.	3/31/2017	3/31/2017	Not Started	Pass & Ongoing	N/A
●	5. Engage with Medicaid Managed Care to address coverage of services.	3/31/2017	3/31/2017	In Process	Pass & Ongoing	N/A
●	6. Use EHRs or other IT platforms to track all patients engaged in this project.	3/31/2017	3/31/2017	In Process	Pass & Ongoing	N/A
<b>Total</b>						<b>0.00</b>

**Domain 3 Pay for Performance and Pay for Reporting - Project 3.g.ii (all Milestones are P4R in DY1)**



Save & Return

Print

*Achievement Value (AV) Scorecard DY1, Q2 July 1, 2015 - September 30, 2015  
Staten Island Performing Provider System, LLC - Project 3.g.ii*

AV Driving	Measure	Reviewer Status	AVs Awarded
●	Advanced Directives – Talked about Appointing for Health Decisions	Pass & Ongoing	1
●	Depressive feelings - percentage of members who experienced some depression feeling ±	Pass & Ongoing	1
●	Percentage of members who had severe or more intense daily pain ±	Pass & Ongoing	1
●	Percentage of members who remained stable or demonstrated improvement in pain	Pass & Ongoing	1
●	Percentage of members whose pain was not controlled ±	Pass & Ongoing	1
<b>Total</b>			<b>5.00</b>



Save & Return

Print

Achievement Value (AV) Scorecard DY1, Q2 July 1, 2015 - September 30, 2015  
Staten Island Performing Provider System, LLC - Project 4.a.iii

Project Snapshot	
Project Domain	Domain 4: Population-wide Projects: New York's
Project ID	4.a.iii
Project Title	Strengthen Mental Health and Substance Abuse Infrastructure Across Systems

Payment Snapshot	
Payment Available (DY1)	\$ 1,855,249.88
DY1 Payment Earned to Date	\$ 1,113,149.93
DY1 Payment Not Earned to Date	\$ -
DY1 Funding Remaining	\$ 742,099.95
Funding Available for Distribution DY1Q2	\$ 371,049.98

4.a.iii Scoresheet									
Domain	Component	Review Status	AVs Available	Net AVs Awarded	Percentage AV	Domain Funding % (DY1)	Domain Funding % (DY1, Q2)	Payment Available (\$)	Net Payment Earned (\$)
Domain 1	Domain 1 Organizational	Complete	5.00	5.00	100%	80%	10%	185,525	185,525
	Project Implementation Speed	N/A	0.00	0.00	0%				
	Patient Engagement Speed	N/A	0.00	0.00	0%				
<b>Domain 1 Subtotal</b>			<b>5.00</b>	<b>5.00</b>	<b>100%</b>	<b>80%</b>	<b>10%</b>	<b>185,525</b>	<b>185,525</b>
Domain 4	Domain 4 Pay for Reporting (P4R)	Complete	11.00	11.00	100%	20%	10%	185,525	185,525
	Domain 4 Pay for Performance (P4P)	N/A	N/A	N/A	N/A	0%	0%	-	-
<b>Domain 4 Subtotal</b>			<b>11.00</b>	<b>11.00</b>	<b>100%</b>	<b>20%</b>	<b>10%</b>	<b>185,525</b>	<b>185,525</b>
<b>Total</b>		<b>Complete</b>	<b>16.00</b>	<b>16.00</b>	<b>100%</b>	<b>100%</b>	<b>20%</b>	<b>371,050</b>	<b>371,050</b>

Total Project 4.a.iii AVs Awarded: 16 out of 16

Hide Reviewer Comments

Domain 4 Pay for Performance and Pay for Reporting - Project 4.a.iii (all Milestones are P4R in DY1)			
AV Driving	Measure	Reviewer Status	AVs Awarded
	Age-adjusted preventable hospitalizations rate per 10,000 - Aged 18+ years – Ratio of Hispanics to White non-Hispanics	Pass & Ongoing	1
	Age-adjusted suicide death rate per 100,000	Pass & Ongoing	1



Save & Return

Print

*Achievement Value (AV) Scorecard DY1, Q2 July 1, 2015 - September 30, 2015  
Staten Island Performing Provider System, LLC - Project 4.a.iii*

●	Percentage of adults with health insurance - Aged 18- 64 years	Pass & Ongoing	1
●	Percentage of premature death (before age 65 years)	Pass & Ongoing	1
●	Percentage of premature death (before age 65 years) – Ratio of Black non-Hispanics to White non-Hispanics	Pass & Ongoing	1
●	Percentage of premature death (before age 65 years) – Ratio of Hispanics to White non-Hispanics	Pass & Ongoing	1
●	Age-adjusted percentage of adult binge drinking during the past month	Pass & Ongoing	1
●	Age-adjusted percentage of adults who have a regular health care provider - Aged 18+ years	Pass & Ongoing	1
●	Age-adjusted percentage of adults with poor mental health for 14 or more days in the last month	Pass & Ongoing	1
●	Age-adjusted preventable hospitalizations rate per 10,000 - Aged 18+ years	Pass & Ongoing	1
●	Age-adjusted preventable hospitalizations rate per 10,000 - Aged 18+ years – Ratio of Black non-Hispanics to White non-Hispanics	Pass & Ongoing	1
<b>Total</b>			<b>11.00</b>



Save & Return

Print

Achievement Value (AV) Scorecard DY1, Q2 July 1, 2015 - September 30, 2015  
Staten Island Performing Provider System, LLC - Project 4.b.ii

Project Snapshot	
Project Domain	Domain 4: Population-wide Projects: New York's
Project ID	4.b.ii
Project Title	Increase Access to High Quality Chronic Disease Preventive Care and Management in Both Clinical and Community Settings

Payment Snapshot	
Payment Available (DY1)	\$ 1,576,962.40
DY1 Payment Earned to Date	\$ 946,177.44
DY1 Payment Not Earned to Date	\$ -
DY1 Funding Remaining	\$ 630,784.96
Funding Available for Distribution DY1Q2	\$ 315,392.48

4.b.ii Scoresheet									
Domain	Component	Review Status	AVs Available	Net AVs Awarded	Percentage AV	Domain Funding % (DY1)	Domain Funding % (DY1, Q2)	Payment Available (\$)	Net Payment Earned (\$)
Domain 1	Domain 1 Organizational	Complete	5.00	5.00	100%	80%	10%	157,696	157,696
	Project Implementation Speed	N/A	0.00	0.00	0%				
	Patient Engagement Speed	N/A	0.00	0.00	0%				
<b>Domain 1 Subtotal</b>			<b>5.00</b>	<b>5.00</b>	<b>100%</b>	<b>80%</b>	<b>10%</b>	<b>157,696</b>	<b>157,696</b>
Domain 4	Domain 4 Pay for Reporting (P4R)	Complete	16.00	16.00	100%	20%	10%	157,696	157,696
	Domain 4 Pay for Performance (P4P)	N/A	N/A	N/A	N/A	0%	0%	-	-
<b>Domain 4 Subtotal</b>			<b>16.00</b>	<b>16.00</b>	<b>100%</b>	<b>20%</b>	<b>10%</b>	<b>157,696</b>	<b>157,696</b>
<b>Total</b>		<b>Complete</b>	<b>21.00</b>	<b>21.00</b>	<b>100%</b>	<b>100%</b>	<b>20%</b>	<b>315,392</b>	<b>315,392</b>

Total Project 4.b.ii AVs Awarded: 21 out of 21

Hide Reviewer Comments

Domain 4 Pay for Performance and Pay for Reporting - Project 4.b.ii (all Milestones are P4R in DY1)			
AV Driving	Measure	Reviewer Status	AVs Awarded
●	Age-adjusted preventable hospitalizations rate per 10,000 - Aged 18+ years – Ratio of Hispanics to White non-Hispanics	Pass & Ongoing	1
●	Asthma emergency department visit rate per 10,000	Pass & Ongoing	1



Save & Return

Print

Achievement Value (AV) Scorecard DY1, Q2 July 1, 2015 - September 30, 2015  
Staten Island Performing Provider System, LLC - Project 4.b.ii

●	Asthma emergency department visit rate per 10,000 - Aged 0-4 years	Pass & Ongoing	1
●	Percentage of adults who are obese	Pass & Ongoing	1
●	Percentage of adults who receive a colorectal cancer screening based on the most recent guidelines - Aged 50-75 years	Pass & Ongoing	1
●	Percentage of adults with health insurance - Aged 18- 64 years	Pass & Ongoing	1
●	Percentage of children and adolescents who are obese	Pass & Ongoing	1
●	Percentage of premature death (before age 65 years)	Pass & Ongoing	1
●	Percentage of premature death (before age 65 years) – Ratio of Black non-Hispanics to White non-Hispanics	Pass & Ongoing	1
●	Percentage of premature death (before age 65 years) – Ratio of Hispanics to White non-Hispanics	Pass & Ongoing	1
●	Age-adjusted heart attack hospitalization rate per 10,000	Pass & Ongoing	1





Save & Return

Print

*Achievement Value (AV) Scorecard DY1, Q2 July 1, 2015 - September 30, 2015  
Staten Island Performing Provider System, LLC - Project 4.b.ii*

●	Rate of hospitalizations for short-term complications of diabetes per 10,000 – Aged 18+ years	Pass & Ongoing	1
●	Rate of hospitalizations for short-term complications of diabetes per 10,000 - Aged 6- 17 years	Pass & Ongoing	1
●	Age-adjusted percentage of adults who have a regular health care provider - Aged 18+ years	Pass & Ongoing	1
●	Age-adjusted preventable hospitalizations rate per 10,000 - Aged 18+ years	Pass & Ongoing	1
●	Age-adjusted preventable hospitalizations rate per 10,000 - Aged 18+ years – Ratio of Black non-Hispanics to White non-Hispanics	Pass & Ongoing	1
<b>Total</b>			<b>16.00</b>