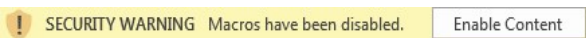


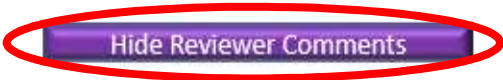


*Achievement Value (AV) Scorecard
Staten Island Performing Provider System, LLC*

General Instructions		
Step	Description/Link	Image
1. Enable Content	Click "Enable Content" at the top of the screen to enable macros.	
2. Review AV Scorecard Overview	The AV scorecard Overview is a summary of the report Click to Access AV Scorecard Overview	

Functionality		
Step	Description/Link	Image
1. Print	All tabs include a print button in the upper left hand corner. The AV Scorecard Overview tab also includes a "Print All" button which will print all relevany reports.	
2. Access Detailed Project Reports and return to AV Scorecard Overview	The AV Scorecard Overview tab is the landing page from which detailed project reports can be viewed. From the AV Scorecard Overview" click the relevant project button to access the project tab. From the project tab click "Save and Return" to access the AV Scorecard Overview	
3. Show or Hide reviewer comments	Each project tab includes a Show/Hide Reviewer Comments button on the left hand side of the screen. Click "Show Reviewer Comments" to show comments and "Hide Reviewer Comments" to hide comments.	



[Print Summary](#)

[Print All](#)

**Achievement Value (AV) Scorecard
Staten Island Performing Provider System, LLC**

PPS Information

Quarter	DY4, Q4 January 1, 2019 - March 31, 2019 (Payment Quarter)
PPS	Staten Island Performing Provider System, LLC
PPS Number	43

Achievement Value (AV) Scorecard Summary

Project Link (click on the purple link below to access each individual project report)	AV Data				Payment Data	
	AVs Available	AVs Awarded	AV Adjustment	Net AVs Awarded	DY4, Q4 Payment Available	DY4, Q4 Payment Earned
Domain I Organizational (All Projects)	5.00	5.00	0.00	5.00	<i>Organizational funds are embedded within each project's payment</i>	
2.a.iii	21.00	12.25	0.00	12.25	\$ 2,819,742	\$ 1,043,304
2.b.iv	21.00	12.25	0.00	12.25	\$ 2,684,104	\$ 993,119
2.b.vii	21.00	12.25	0.00	12.25	\$ 2,497,517	\$ 924,081
2.b.viii	21.00	12.25	0.00	12.25	\$ 2,782,079	\$ 1,029,369
2.d.i	14.00	10.09	0.00	10.09	\$ 2,386,140	\$ 1,057,441
3.a.i	26.00	18.50	0.00	18.50	\$ 2,385,194	\$ 1,132,967
3.a.iv	26.00	18.50	0.00	18.50	\$ 2,282,960	\$ 1,084,406
3.c.i	18.00	17.33	0.00	17.33	\$ 3,203,888	\$ 2,910,722
3.g.ii	15.00	15.00	0.00	15.00	\$ 2,782,493	\$ 2,782,493



New York State Department of Health
Delivery System Reform Incentive Payment (DSRIP) Program

Achievement Value (AV) Scorecard
Staten Island Performing Provider System, LLC

Print Summary

Print All

4.a.iii	16.00	16.00	0.00	16.00	\$ 1,336,253	\$ 1,336,253
4.b.ii	22.00	22.00	0.00	22.00	\$ 1,135,815	\$ 1,135,815
AV Adjustments (Column F)						
Total	221.00	166.42	0.00	166.42	\$ 26,296,185	\$ 15,429,971



Save & Return

Print

Achievement Value (AV) Scorecard DY4, Q4 January 1, 2019 - March 31, 2019 (Payment Staten Island Performing Provider System, LLC - Domain 1 Organizational AVs

Domain I Organizational Scoresheet						
Domain I Organizational	Review Status	AVs Available	AVs Awarded	Adjustments	Net AVs	AV
Workforce Strategy	Complete	1.00	1.00	0.00	1.00	100%
Section 01 - Budget	Complete	1.00	1.00	0.00	1.00	100%
Section 02 - Governance	Complete	1.00	1.00	0.00	1.00	100%
Section 03 - Financial Sustainability	Complete	1.00	1.00	0.00	1.00	100%
Section 04 - Cultural Competency & Health Literacy	Complete	1.00	1.00	0.00	1.00	100%
Section 05 - IT Systems and Processes	Complete	N/A	N/A	N/A	N/A	N/A
Section 06 - Performance Reporting	Complete	N/A	N/A	N/A	N/A	N/A
Section 07 - Practitioner Engagement	Complete	N/A	N/A	N/A	N/A	N/A
Section 08 - Population Health Management	Complete	N/A	N/A	N/A	N/A	N/A
Section 09 - Clinical Integration	Complete	N/A	N/A	N/A	N/A	N/A
Section 10 - General Project Reporting	Complete	N/A	N/A	N/A	N/A	N/A
Total	Complete	5.00	5.00	0.00	5.00	100%

Net Organizational AVs Awarded: 5 out of 5

Hide Reviewer Comments

Workforce Strategy							
Process Measure	AV Driving	Milestone	Required Due Date	Committed Due Date	Milestone Status	Reviewer Status	AV Awarded
Workforce Strategy Budget Updates	●						
	●	Workforce Strategy Spending (Baseline)	Ongoing	N/A	Completed	Pass & Complete	



Save & Return

Print

Achievement Value (AV) Scorecard DY4, Q4 January 1, 2019 - March 31, 2019 (Payment Staten Island Performing Provider System, LLC - Domain 1 Organizational AVs

Additional Workforce Strategy Budget Updates (non AV-driving)		1. Define target workforce state (in line with DSRIP program's goals)	N/A	N/A	In Process	Pass & Ongoing	1
		2. Create a workforce transition roadmap for achieving defined target workforce	N/A	N/A	In Process	Pass & Ongoing	
		3. Perform detailed gap analysis between current state assessment of workforce and projected future state	N/A	N/A	In Process	Pass & Ongoing	
		4. Produce a compensation and benefit analysis, covering impacts on both retrained and redeployed staff, as well as new hires, particularly focusing on full and partial placements	6/30/2016	N/A	Completed	Pass & Complete	
		5. Develop training strategy	3/31/2016	N/A	Completed	Pass & Complete	
		Major Risks to Implementation & Risk Mitigation Strategies	N/A	N/A	In Process	Pass & Ongoing	



Save & Return

Print

Achievement Value (AV) Scorecard DY4, Q4 January 1, 2019 - March 31, 2019 (Payment Staten Island Performing Provider System, LLC - Domain 1 Organizational AVs

Additional Workforce Strategy Topic Areas	●						N/A
	●	Major Dependencies on Organizational Workstreams	N/A	N/A	In Process	Pass & Ongoing	
	●	Roles and Responsibilities	N/A	N/A	In Process	Pass & Ongoing	
	●	Key Stakeholders	N/A	N/A	In Process	Pass & Ongoing	
	●	IT Expectations	N/A	N/A	In Process	Pass & Ongoing	
	●	Progress Reporting	N/A	N/A	In Process	Pass & Ongoing	
	Total						

Section 01 - Budget							
Process Measure	AV Driving	Milestone	Required Due Date	Committed Due Date	Milestone Status	Reviewer Status	AV Awarded
	●	Module 1.1 - PPS Budget Report (Baseline)	Ongoing	N/A	Completed	Pass & Complete	



Save & Return

Print

Achievement Value (AV) Scorecard DY4, Q4 January 1, 2019 - March 31, 2019 (Payment Staten Island Performing Provider System, LLC - Domain 1 Organizational AVs)

Quarterly Project Reports, Project Budget and Flow of Funds	●	Module 1.2 - PPS Budget Report (Quarterly)	Ongoing	N/A	In Process	Pass & Ongoing	1		
	●	Module 1.3 - PPS Flow of Funds (Baseline)	Ongoing	N/A	Completed	Pass & Complete			
	●	Module 1.4 - PPS Flow of Funds (Quarterly)	Ongoing	N/A	In Process	Pass & Ongoing			
	●	Quarterly Progress Reports	N/A	N/A	In Process	Pass & Ongoing			
	Total							1	

Section 02 - Governance							
Process Measure	AV Driving	Milestone	Required Due Date	Committed Due Date	Milestone Status	Reviewer Status	AV Awarded
Governance Structure	●	1. Finalize governance structure and sub-committee structure	9/30/2015	N/A	Completed	Pass & Complete	
	●	2. Establish a clinical governance structure, including clinical quality committees for each DSRIP project	12/31/2016	N/A	Completed	Pass & Complete	



Save & Return

Print

Achievement Value (AV) Scorecard DY4, Q4 January 1, 2019 - March 31, 2019 (Payment Staten Island Performing Provider System, LLC - Domain 1 Organizational AVs

Updates							1
	●	3. Finalize bylaws and policies or Committee Guidelines where applicable	9/30/2015	N/A	Completed	Pass & Complete	
Governance Process Update	●	4. Establish governance structure reporting and monitoring processes	12/31/2015	N/A	Completed	Pass & Complete	
	●	5. Finalize community engagement plan, including communications with the public and non-provider organizations (e.g. schools, churches, homeless services,	12/31/2015	N/A	Completed	Pass & Complete	N/A
●	6. Finalize partnership agreements or contracts with CBOs	N/A	N/A	In Process	Pass & Ongoing		
Additional Governance Milestones (non AV-driving)	●	7. Finalize agency coordination plan aimed at engaging appropriate public sector agencies at state and local levels (e.g. local departments of health and	3/31/2016	N/A	Completed	Pass & Complete	
	●	8. Finalize workforce communication and engagement plan	6/30/2016	N/A	Completed	Pass & Complete	



Save & Return

Print

Achievement Value (AV) Scorecard DY4, Q4 January 1, 2019 - March 31, 2019 (Payment Staten Island Performing Provider System, LLC - Domain 1 Organizational AVs

	●	9. Inclusion of CBOs in PPS Implementation	N/A	N/A	In Process	Pass & Ongoing	
	●	Major Risks to Implementation & Risk Mitigation Strategies	N/A	N/A	In Process	Pass & Ongoing	
	●	Major Dependencies on Organizational Workstreams	N/A	N/A	In Process	Pass & Ongoing	
	●	Roles and Responsibilities	N/A	N/A	In Process	Pass & Ongoing	
Additional Governance Topic Areas	●	Key Stakeholders	N/A	N/A	In Process	Pass & Ongoing	N/A
	●	IT Expectations	N/A	N/A	In Process	Pass & Ongoing	
	●	Progress Reporting	N/A	N/A	In Process	Pass & Ongoing	
	Total						



Save & Return

Print

Achievement Value (AV) Scorecard DY4, Q4 January 1, 2019 - March 31, 2019 (Payment Staten Island Performing Provider System, LLC - Domain 1 Organizational AVs

Process Measure	AV Driving	Milestone	Required Due Date	Committed Due Date	Milestone Status	Reviewer Status	AV Awarded	
Financial Stability Update	●	1. Finalize PPS finance structure, including reporting structure	12/31/2015	N/A	Completed	Pass & Complete	1	
	●	2. Perform network financial health current state assessment and develop financial sustainability strategy to address key issues.	3/31/2016	N/A	Completed	Pass & Complete		
	●	3. Finalize Compliance Plan consistent with New York State Social Services Law 363-d	12/31/2015	N/A	Completed	Pass & Complete		
	●	4. Develop a Value Based Needs Assessment "VNA"	3/31/2017	N/A	Completed	Pass & Complete		
	●	Major Risks to Implementation & Risk Mitigation Strategies	N/A	N/A	In Process	Pass & Ongoing		
	●	Major Dependencies on Organizational Workstreams	N/A	N/A	In Process	Pass & Ongoing		



Save & Return

Print

Achievement Value (AV) Scorecard DY4, Q4 January 1, 2019 - March 31, 2019 (Payment Staten Island Performing Provider System, LLC - Domain 1 Organizational AVs)

Additional Financial Stability Topic Areas	●	Roles and Responsibilities	N/A	N/A	In Process	Pass & Ongoing	N/A
	●	Key Stakeholders	N/A	N/A	In Process	Pass & Ongoing	
	●	IT Expectations	N/A	N/A	In Process	Pass & Ongoing	
	●	Progress Reporting	N/A	N/A	In Process	Pass & Ongoing	
Total							1

Section 04 - Cultural Competency & Health Literacy							
Process Measure	AV Driving	Milestone	Required Due Date	Committed Due Date	Milestone Status	Reviewer Status	AV Awarded
Cultural Competency /Health Literacy	●	1. Finalize cultural competency / health literacy strategy.	12/31/2015	N/A	Completed	Pass & Complete	1
	●	2. Develop a training strategy focused on addressing the drivers of health disparities (beyond the availability of language-appropriate material).	6/30/2016	N/A	Completed	Pass & Complete	



Save & Return

Print

Achievement Value (AV) Scorecard DY4, Q4 January 1, 2019 - March 31, 2019 (Payment Staten Island Performing Provider System, LLC - Domain 1 Organizational AVs

Additional Cultural Competency /Health Literacy Topic Areas	●	Major Risks to Implementation & Risk Mitigation Strategies	N/A	N/A	In Process	Pass & Ongoing	N/A
	●	Major Dependencies on Organizational Workstreams	N/A	N/A	In Process	Pass & Ongoing	
	●	Roles and Responsibilities	N/A	N/A	In Process	Pass & Ongoing	
	●	Key Stakeholders	N/A	N/A	In Process	Pass & Ongoing	
●	IT Expectations	N/A	N/A	In Process	Pass & Ongoing	N/A	
●	Progress Reporting	N/A	N/A	In Process	Pass & Ongoing	N/A	
Total							1

Section 05 - IT Systems and Processes							
Process Measure	AV Driving	Milestone	Required Due Date	Committed Due Date	Milestone Status	Reviewer Status	AV Awarded



Save & Return

Print

Achievement Value (AV) Scorecard DY4, Q4 January 1, 2019 - March 31, 2019 (Payment Staten Island Performing Provider System, LLC - Domain 1 Organizational AVs

IT Systems and Processes	●	1. Perform current state assessment of IT capabilities across network, identifying any critical gaps, including readiness for data sharing and the implementation of interoperable IT platform(s).	9/30/2015	N/A	Complete	Pass & Complete	N/A	
	●	2. Develop an IT Change Management Strategy.	3/31/2016	N/A	Complete	Pass & Complete		
	●	3. Develop roadmap to achieving clinical data sharing and interoperable systems across PPS network	12/31/2015	N/A	Complete	Pass & Complete		
	●	4. Develop a specific plan for engaging attributed members in Qualifying Entities	12/31/2015	N/A	Complete	Pass & Complete		
	●	5. Develop a data security and confidentiality plan.	12/31/2015	N/A	Complete	Pass & Complete		
	●	Major Risks to Implementation & Risk Mitigation Strategies	N/A	N/A	In Process	Pass & Ongoing		
	●	Major Dependencies on Organizational Workstreams	N/A	N/A	In Process	Pass & Ongoing		



Save & Return

Print

Achievement Value (AV) Scorecard DY4, Q4 January 1, 2019 - March 31, 2019 (Payment Staten Island Performing Provider System, LLC - Domain 1 Organizational AVs)

Additional IT Systems and Processes Topic Areas	●						N/A
	●	Roles and Responsibilities	N/A	N/A	In Process	Pass & Ongoing	
	●						
	●	Key Stakeholders	N/A	N/A	In Process	Pass & Ongoing	
	●	Progress Reporting	N/A	N/A	In Process	Pass & Ongoing	
Total							0

Section 06 - Performance Reporting							
Process Measure	AV Driving	Milestone	Required Due Date	Committed Due Date	Milestone Status	Reviewer Status	AV Awarded
Performance Reporting	●	1. Establish reporting structure for PPS-wide performance reporting and communication.	12/31/2015	N/A	Complete	Pass & Complete	N/A
	●	2. Develop training program for organizations and individuals throughout the network, focused on clinical quality and performance reporting.	6/30/2016	N/A	Complete	Pass & Complete	N/A



Save & Return

Print

Achievement Value (AV) Scorecard DY4, Q4 January 1, 2019 - March 31, 2019 (Payment Staten Island Performing Provider System, LLC - Domain 1 Organizational AVs

Additional Performance Reporting Topic Areas	●	Major Risks to Implementation & Risk Mitigation Strategies	N/A	N/A	In Process	Pass & Ongoing	N/A
	●	Major Dependencies on Organizational Workstreams	N/A	N/A	In Process	Pass & Ongoing	
	●	Roles and Responsibilities	N/A	N/A	In Process	Pass & Ongoing	
●	Key Stakeholders	N/A	N/A	In Process	Pass & Ongoing	N/A	
●	IT Expectations	N/A	N/A	In Process	Pass & Ongoing		
●	Progress Reporting	N/A	N/A	In Process	Pass & Ongoing	N/A	
Total							0

Section 07 - Practitioner Engagement							
Process Measure	AV Driving	Milestone	Required Due Date	Committed Due Date	Milestone Status	Reviewer Status	AV Awarded
	●	1. Develop Practitioners communication and engagement plan.	12/31/2015	N/A	Complete	Pass & Complete	



Save & Return

Print

Achievement Value (AV) Scorecard DY4, Q4 January 1, 2019 - March 31, 2019 (Payment Staten Island Performing Provider System, LLC - Domain 1 Organizational AVs

Practitioner Engagement	●						N/A
	●	2. Develop training / education plan targeting practioners and other professional groups, designed to educate them about the DSRIP program and your PPS-specific quality improvement agenda.	3/31/2016	N/A	Complete	Pass & Complete	
Additional Practitioner Engagement Topic Areas	●	Major Risks to Implementation & Risk Mitigation Strategies	N/A	N/A	In Process	Pass & Ongoing	N/A
	●						
	●	Major Dependencies on Organizational Workstreams	N/A	N/A	In Process	Pass & Ongoing	
	●						
	●	Roles and Responsibilities	N/A	N/A	In Process	Pass & Ongoing	
	●						
	●	Key Stakeholders	N/A	N/A	In Process	Pass & Ongoing	
●							
●	IT Expectations	N/A	N/A	In Process	Pass & Ongoing		
●							
●	Progress Reporting	N/A	N/A	In Process	Pass & Ongoing		



Save & Return

Print

Achievement Value (AV) Scorecard DY4, Q4 January 1, 2019 - March 31, 2019 (Payment Staten Island Performing Provider System, LLC - Domain 1 Organizational AVs)

							0
Total							0

Section 08 - Population Health Management

Process Measure	AV Driving	Milestone	Required Due Date	Committed Due Date	Milestone Status	Reviewer Status	AV Awarded
Population Health	●	1. Develop population health management roadmap.	6/30/2016	N/A	Complete	Pass & Complete	N/A
	●	2. Finalize PPS-wide bed reduction plan.	3/31/2016	N/A	Complete	Pass & Complete	N/A
Additional Population Health Topic Areas	●	Major Risks to Implementation & Risk Mitigation Strategies	N/A	N/A	In Process	Pass & Ongoing	N/A
	●	Major Dependencies on Organizational Workstreams	N/A	N/A	In Process	Pass & Ongoing	
	●	Roles and Responsibilities	N/A	N/A	In Process	Pass & Ongoing	
	●	Key Stakeholders	N/A	N/A	In Process	Pass & Ongoing	



Save & Return

Print

Achievement Value (AV) Scorecard DY4, Q4 January 1, 2019 - March 31, 2019 (Payment Staten Island Performing Provider System, LLC - Domain 1 Organizational AVs)

●	IT Expectations	N/A	N/A	In Process	Pass & Ongoing
●	Progress Reporting	N/A	N/A	In Process	Pass & Ongoing
Total					
0					

Section 09 - Clinical Integration							
Process Measure	AV Driving	Milestone	Required Due Date	Committed Due Date	Milestone Status	Reviewer Status	AV Awarded
Clinical Integration	●	1. Perform a clinical integration 'needs assessment'.	12/31/2015	N/A	Completed	Pass & Complete	N/A
Clinical Integration	●	2. Develop a Clinical Integration strategy.	3/31/2016	N/A	Completed	Pass & Complete	N/A
	●	Major Risks to Implementation & Risk Mitigation Strategies	N/A	N/A	In Process	Pass & Ongoing	
		Major Dependencies on Organizational Workstreams	N/A	N/A	In Process	Pass & Ongoing	
	●						
		Roles and Responsibilities	N/A	N/A	In Process	Pass & Ongoing	



Save & Return

Print

Achievement Value (AV) Scorecard DY4, Q4 January 1, 2019 - March 31, 2019 (Payment Staten Island Performing Provider System, LLC - Domain 1 Organizational AVs

Additional Clinical Integration Topic Areas	●						N/A
	●	Key Stakeholders	N/A	N/A	In Process	Pass & Ongoing	
	●						
	●	IT Expectations	N/A	N/A	In Process	Pass & Ongoing	
	●	Progress Reporting	N/A	N/A	In Process	Pass & Ongoing	
Total						0	



Save & Return

Print

Achievement Value (AV) Scorecard DY4, Q4 January 1, 2019 - March 31, 2019 (Payment Quarter)
Staten Island Performing Provider System, LLC AV Adjust

AV Adjustment Scoresheet								
Adjustment	AVs Per Project	Total Projects Selected	Total AVs Available	Total AVs Awarded		Adjusted AVs	Net AVs Awarded	
				Net Awarded	Percentage AV		Net Awarded	Percentage AV
Organizational Adjustments (applied to all projects)	5.00	11.00	55.00	55.00	100%	0.00	55.00	100%
Project Adjustments (applied to one project only)	Various	11.00	166.00	111.42	67%	0.00	111.42	67%
Total			221.00	166.42	75%	0.00	166.42	75%

Hide Reviewer Comments

Organizational

Project Adjustments

No AV Adjustments	
●	Please note that there are no AV adjustments for Staten Island Performing Provider System, LLC in DY2, Q1



Save & Return

Print

Achievement Value (AV) Scorecard DY4, Q4 January 1, 2019 - March 31, 2019 (Payment Quarter)
Staten Island Performing Provider System, LLC - Project 2.a.iii

Project Snapshot	
Project Domain	System Transformation Projects (Domain 2)
Project ID	2.a.iii
Project Title	Health Home At-Risk Intervention Program: Proactive management of higher risk patients not currently eligible for Health Homes through access

Payment Snapshot	
DY4, Q4 Payment Available	\$ 2,819,742
DY4, Q4 Payment Earned	\$ 1,043,304

2.a.iii Scoresheet									
Domain	Component	Review Status	AVs Available	Net AVs Awarded	Percentage AV	Domain Funding % (DY4)	Domain Funding % (DY4, Q4)	Payment Available (\$)	Net Payment Earned (\$)
Domain 1	Domain 1 Organizational	Complete	5.00	5.00	100%	20%	20%	563,948	563,948
	Project Implementation Speed	N/A	0.00	0.00	0%				
	Patient Engagement Speed	Complete	1.00	1.00	100%				
Domain 1 Subtotal			6.00	6.00	100%	20%	20%	563,948	563,948
Domain 2	Domain 2 Pay for Reporting (P4R)	Complete	5.00	5.00	100%	8%	8%	225,579	225,579
	Domain 2 Pay for Performance (P4P)	Complete	10.00	1.25	13%	72%	72%	2,030,214	253,777
Domain 2 Subtotal			15.00	6.25	42%	80%	80%	2,255,793	479,356
Total			21.00	12.25	58%	100%	100%	2,819,742	1,043,304

Total Project 2.a.iii AVs Awarded: 12.25 out of 21

Hide Reviewer Comments

Domain 1 Project Milestones Project 2.a.iii						
AV Driving	Project Requirement and Metric/Deliverable	Required Due Date	Committed Due Date	Milestone Status	Reviewer Status	AVs Awarded
●	Module 1 - Major risks to implementation and mitigation strategies	Ongoing	N/A	Completed	Pass & Ongoing	N/A
Enter Reviewer Comment						



Save & Return

Print

**Achievement Value (AV) Scorecard DY4, Q4 January 1, 2019 - March 31, 2019 (Payment Quarter)
Staten Island Performing Provider System, LLC - Project 2.a.iii**

●	Module 2 - Project Implementation Speed	Ongoing	N/A	Completed	Pass & Ongoing	0.00
	<i>Enter Reviewer Comment</i>					
●	Module 3 - Patient Engagement Speed	Ongoing	N/A	Completed	Pass & Ongoing	1
	<i>Enter Reviewer Comment</i>					
Total						1.00

Domain 1 Project Prescribed Milestones - Project 2.a.iii						
AV Driving	Project Requirement and Metric/Deliverable	Required Due Date	Committed Due Date	Milestone Status	Reviewer Status	AVs Awarded
●	1. Develop a Health Home At-Risk Intervention Program, utilizing participating HHs as well as PCMH/APC PCPs in care coordination within the program.	3/31/2017	3/31/2017	Completed	Pass & Complete	N/A
	<i>Enter Reviewer Comment</i>					
●	2. Ensure all primary care providers participating in the project meet NCQA (2011) accredited Patient Centered Medical Home, Level 3 standards and will achieve NCQA 2014 Level 3 PCMH and/or Advanced Primary Care accreditation by Demonstration Year (DY) 3.	3/31/2018	3/31/2018	Completed	Pass & Complete	N/A
	<i>Enter Reviewer Comment</i>					
●	3. Ensure that all participating safety net providers are actively sharing EHR systems with local health information exchange/RHIO/SHIN-NY and sharing health information among clinical partners, including direct exchange (secure messaging), alerts and patient record look up.	3/31/2018	3/31/2018	Completed	Pass & Complete	N/A
	<i>Enter Reviewer Comment</i>					



Save & Return

Print

**Achievement Value (AV) Scorecard DY4, Q4 January 1, 2019 - March 31, 2019 (Payment Quarter)
Staten Island Performing Provider System, LLC - Project 2.a.iii**

●	4. Ensure that EHR systems used by participating safety net providers meet Meaningful Use and PCMH Level 3 standards and/or APCM.	3/31/2018	3/31/2018	Completed	Pass & Complete	N/A
	<i>Enter Reviewer Comment</i>					
●	5. Perform population health management by actively using EHRs and other IT platforms, including use of targeted patient registries, for all participating safety net providers.	3/31/2018	3/31/2018	Completed	Pass & Complete	N/A
	<i>Enter Reviewer Comment</i>					
●	6. Develop a comprehensive care management plan for each patient to engage him/her in care and to reduce patient risk factors.	3/31/2018	3/31/2018	Completed	Pass & Complete	N/A
	<i>Enter Reviewer Comment</i>					
●	7. Establish partnerships between primary care providers and the local Health Home for care management services. This plan should clearly delineate roles and responsibilities for both parties.	3/31/2017	3/31/2017	Completed	Pass & Ongoing	N/A
	<i>Enter Reviewer Comment</i>					
●	8. Establish partnerships between the primary care providers, in concert with the Health Home, with network resources for needed services. Where necessary, the provider will work with local government units (such as SPOAs and public health departments).	3/31/2017	3/31/2017	Completed	Pass & Ongoing	N/A
	<i>Enter Reviewer Comment</i>					
●	9. Implement evidence-based practice guidelines to address risk factor reduction as well as to ensure appropriate management of chronic diseases. Develop educational materials consistent with cultural and linguistic needs of the population.	3/31/2017	3/31/2017	Completed	Pass & Complete	N/A
	<i>Enter Reviewer Comment</i>					
Total						0.00



Save & Return

Print

Achievement Value (AV) Scorecard DY4, Q4 January 1, 2019 - March 31, 2019 (Payment Quarter)
Staten Island Performing Provider System, LLC - Project 2.a.iii

Domain 2 Pay for Reporting			
AV Driving	Measure	Reviewer Status	AVs Awarded
●	Medicaid Spending on ER and Inpatient Services ±	Pass & Ongoing	1
<i>Enter Reviewer Comment</i>			
●	Medicaid spending on Primary Care and community based behavioral health care	Pass & Ongoing	1
<i>Enter Reviewer Comment</i>			
●	Percent of eligible providers with participating agreements with RHIOs, meeting Meaningful Use criteria and able to participate in bidirectional exchange	Pass & Ongoing	1
<i>Enter Reviewer Comment</i>			
●	Percent of PCP meeting PCMH (NCQA) or Advance Primary Care (SHIP) standards	Pass & Ongoing	1
<i>Enter Reviewer Comment</i>			
●	Percent of total Medicaid provider reimbursement received through sub-capitation or other forms of non-FFS reimbursement	Pass & Ongoing	1
<i>Enter Reviewer Comment</i>			
Total			5.00

Domain 2 Pay for Performance			
AV Driving	Measure	Reviewer Status	AVs Awarded
●	Adult Access to Preventive or Ambulatory Care - 20 to 44 years	Fail	0
<i>Enter Reviewer Comment</i>			
●	Adult Access to Preventive or Ambulatory Care - 45 to 64 years	Fail	0



Save & Return

Print

Achievement Value (AV) Scorecard DY4, Q4 January 1, 2019 - March 31, 2019 (Payment Quarter)
Staten Island Performing Provider System, LLC - Project 2.a.iii

	<i>Enter Reviewer Comment</i>		
●	Adult Access to Preventive or Ambulatory Care - 65 and older	Fail	0
	<i>Enter Reviewer Comment</i>		
●	CAHPS Measures - Care Coordination with provider up-to-date about care received from other providers	Fail	0
	<i>Enter Reviewer Comment</i>		
●	Children's Access to Primary Care- 12 to 19 years	Fail	0
	<i>Enter Reviewer Comment</i>		
●	Children's Access to Primary Care- 12 to 24 months	Fail	0
	<i>Enter Reviewer Comment</i>		
●	Children's Access to Primary Care- 25 months to 6 years	Pass & Ongoing	0.25
	<i>Enter Reviewer Comment</i>		
●	Children's Access to Primary Care- 7 to 11 years	Fail	0
	<i>Enter Reviewer Comment</i>		
●	Getting Timely Appointments, Care and information (Q6, 8, 10, and 12)	Fail	0
	<i>Enter Reviewer Comment</i>		
●	H-CAHPS – Care Transition Metrics	Fail	0
	<i>Enter Reviewer Comment</i>		
●	Potentially Avoidable Emergency Room Visits	Fail	0
	<i>Enter Reviewer Comment</i>		
●	Potentially Avoidable Readmissions	Fail	0
	<i>Enter Reviewer Comment</i>		
●	PDI 90– Composite of all measures +/-	Pass & Ongoing	1
	<i>Enter Reviewer Comment</i>		
●	PQI 90 – Composite of all measures +/-	Fail	0
	<i>Enter Reviewer Comment</i>		
●	Primary Care - Length of Relationship - Q3	Fail	0
	<i>Enter Reviewer Comment</i>		
●	Primary Care - Usual Source of Care - Q2	Fail	0
	<i>Enter Reviewer Comment</i>		
Total			1.25



Save & Return

Print

Achievement Value (AV) Scorecard DY4, Q4 January 1, 2019 - March 31, 2019 (Payment Quarter)
Staten Island Performing Provider System, LLC - Project 2.b.iv

Project Snapshot	
Project Domain	System Transformation Projects (Domain 2)
Project ID	2.b.iv
Project Title	Care transitions intervention patients with a care transition plan developed prior to discharge.

Payment Snapshot	
DY4, Q4 Payment Available	\$ 2,684,104
DY4, Q4 Payment Earned	\$ 993,119

2.b.iv Scoresheet									
Domain	Component	Review Status	AVs Available	Net AVs Awarded	Percentage AV	Domain Funding % (DY4)	Domain Funding % (DY4, Q4)	Payment Available (\$)	Net Payment Earned (\$)
Domain 1	Domain 1 Organizational	Complete	5.00	5.00	100%	20%	20%	536,821	536,821
	Project Implementation Speed	N/A	0.00	0.00	0%				
	Patient Engagement Speed	Complete	1.00	1.00	100%				
Domain 1 Subtotal			6.00	6.00	100%	20%	20%	536,821	536,821
Domain 2	Domain 2 Pay for Reporting (P4R)	Complete	5.00	5.00	100%	8%	8%	214,728	214,728
	Domain 2 Pay for Performance (P4P)	Complete	10.00	1.25	13%	72%	72%	1,932,555	241,569
Domain 2 Subtotal			15.00	6.25	42%	80%	80%	2,147,283	456,298
Total			21.00	12.25	58%	100%	100%	2,684,104	993,119

Total Project 2.b.iv AVs Awarded: 12.25 out of 21

Hide Reviewer Comments

Domain 1 Project Milestones Project 2.b.iv						
AV Driving	Project Requirement and Metric/Deliverable	Required Due Date	Committed Due Date	Milestone Status	Reviewer Status	AVs Awarded
	Module 1 - Major risks to implementation and mitigation strategies	Ongoing	N/A	In Process	Pass & Ongoing	N/A
Enter Reviewer Comment						



Save & Return

Print

**Achievement Value (AV) Scorecard DY4, Q4 January 1, 2019 - March 31, 2019 (Payment Quarter)
Staten Island Performing Provider System, LLC - Project 2.b.iv**

●	Module 2 - Project Implementation Speed	9/30/2016	9/30/2016	Completed	Pass & Complete	0.00
	<i>Enter Reviewer Comment</i>					
●	Module 3 - Patient Engagement Speed	Ongoing	N/A	In Process	Pass & Ongoing	1
	<i>Enter Reviewer Comment</i>					
Total						1.00

Domain 1 Project Prescribed Milestones - Project 2.b.iv

AV Driving	Project Requirement and Metric/Deliverable	Required Due Date	Committed Due Date	Milestone Status	Reviewer Status	AVs Awarded
●	1. Develop standardized protocols for a Care Transitions Intervention Model with all participating hospitals, partnering with a home care service or other appropriate community agency.	9/30/2016	9/30/2016	Completed	Pass & Complete	N/A
	<i>Enter Reviewer Comment</i>					
●	2. Engage with the Medicaid Managed Care Organizations and Health Homes to develop transition of care protocols that will ensure appropriate post-discharge protocols are followed.	9/30/2016	9/30/2016	Completed	Pass & Complete	N/A
	<i>Enter Reviewer Comment</i>					
●	3. Ensure required social services participate in the project.	9/30/2016	9/30/2016	Completed	Pass & Complete	N/A
	<i>Enter Reviewer Comment</i>					
●	4. Transition of care protocols will include early notification of planned discharges and the ability of the transition care manager to visit the patient in the hospital to develop the transition of care services.	9/30/2016	9/30/2016	Completed	Pass & Complete	N/A
	<i>Enter Reviewer Comment</i>					



Save & Return

Print

**Achievement Value (AV) Scorecard DY4, Q4 January 1, 2019 - March 31, 2019 (Payment Quarter)
Staten Island Performing Provider System, LLC - Project 2.b.iv**

	<i>Enter Reviewer Comment</i>					
●	5. Protocols will include care record transitions with timely updates provided to the members' providers, particularly primary care provider.	9/30/2016	9/30/2016	Completed	Pass & Complete	N/A
	<i>Enter Reviewer Comment</i>					
●	6. Ensure that a 30-day transition of care period is established.	9/30/2016	9/30/2016	Completed	Pass & Complete	N/A
	<i>Enter Reviewer Comment</i>					
●	7. Use EHRs and other technical platforms to track all patients engaged in the project.	9/30/2016	9/30/2016	Completed	Pass & Complete	N/A
	<i>Enter Reviewer Comment</i>					
Total						0.00

Domain 2 Pay for Reporting			
AV Driving	Measure	Reviewer Status	AVs Awarded
●	Medicaid Spending on ER and Inpatient Services ±	Pass & Ongoing	1
	<i>Enter Reviewer Comment</i>		
●	Medicaid spending on Primary Care and community based behavioral health care	Pass & Ongoing	1
	<i>Enter Reviewer Comment</i>		
●	Percent of eligible providers with participating agreements with RHIOs, meeting Meaningful Use criteria and	Pass & Ongoing	1
	<i>Enter Reviewer Comment</i>		
●	Percent of PCP meeting PCMH (NCQA) or Advance Primary Care (SHIP) standards	Pass & Ongoing	1
	<i>Enter Reviewer Comment</i>		
●	Percent of total Medicaid provider reimbursement received through sub-capitation or other forms of non-FFS	Pass & Ongoing	1
	<i>Enter Reviewer Comment</i>		
Total			5.00

Domain 2 Pay for Performance



Save & Return

Print

Achievement Value (AV) Scorecard DY4, Q4 January 1, 2019 - March 31, 2019 (Payment Quarter) Staten Island Performing Provider System, LLC - Project 2.b.iv

AV Driving	Measure	Reviewer Status	AVs Awarded
●	Adult Access to Preventive or Ambulatory Care - 20 to 44 years <i>Enter Reviewer Comment</i>	Fail	0
●	Adult Access to Preventive or Ambulatory Care - 45 to 64 years <i>Enter Reviewer Comment</i>	Fail	0
●	Adult Access to Preventive or Ambulatory Care - 65 and older <i>Enter Reviewer Comment</i>	Fail	0
●	CAHPS Measures - Care Coordination with provider up-to-date about care received from other providers <i>Enter Reviewer Comment</i>	Fail	0
●	Children's Access to Primary Care- 12 to 19 years <i>Enter Reviewer Comment</i>	Fail	0
●	Children's Access to Primary Care- 12 to 24 months <i>Enter Reviewer Comment</i>	Fail	0
●	Children's Access to Primary Care- 25 months to 6 years <i>Enter Reviewer Comment</i>	Pass & Ongoing	0.25
●	Children's Access to Primary Care- 7 to 11 years <i>Enter Reviewer Comment</i>	Fail	0
●	Getting Timely Appointments, Care and information (Q6, 8, 10, and 12) <i>Enter Reviewer Comment</i>	Fail	0
●	H-CAHPS – Care Transition Metrics <i>Enter Reviewer Comment</i>	Fail	0
●	Potentially Avoidable Emergency Room Visits <i>Enter Reviewer Comment</i>	Fail	0
●	Potentially Avoidable Readmissions <i>Enter Reviewer Comment</i>	Fail	0
●	PDI 90– Composite of all measures +/- <i>Enter Reviewer Comment</i>	Pass & Ongoing	1
●	PQI 90 – Composite of all measures +/- <i>Enter Reviewer Comment</i>	Fail	0
●	Primary Care - Length of Relationship - Q3	Fail	0



Save & Return

Print

Achievement Value (AV) Scorecard DY4, Q4 January 1, 2019 - March 31, 2019 (Payment Quarter)
Staten Island Performing Provider System, LLC - Project 2.b.iv

	<i>Enter Reviewer Comment</i>		
Primary Care - Usual Source of Care - Q2		Fail	0
	<i>Enter Reviewer Comment</i>		
Total			1.25



Save & Return

Print

Achievement Value (AV) Scorecard DY4, Q4 January 1, 2019 - March 31, 2019 (Payment Quarter)
Staten Island Performing Provider System, LLC - Project 2.b.vii

Project Snapshot	
Project Domain	System Transformation Projects (Domain 2)
Project ID	2.b.vii
Project Title	Implementing the INTERACT project (inpatient transfer avoidance program for SNF)

Payment Snapshot	
DY4, Q4 Payment Available	\$ 2,497,517
DY4, Q4 Payment Earned	\$ 924,081

2.b.vii Scoresheet									
Domain	Component	Review Status	AVs Available	Net AVs Awarded	Percentage AV	Domain Funding % (DY4)	Domain Funding % (DY4, Q4)	Payment Available (\$)	Net Payment Earned (\$)
Domain 1	Domain 1 Organizational	Complete	5.00	5.00	100%	20%	20%	499,503	499,503
	Project Implementation Speed	N/A	0.00	0.00	0%				
	Patient Engagement Speed	Complete	1.00	1.00	100%				
Domain 1 Subtotal			6.00	6.00	100%	20%	20%	499,503	499,503
Domain 2	Domain 2 Pay for Reporting (P4R)	Complete	5.00	5.00	100%	8%	8%	199,801	199,801
	Domain 2 Pay for Performance (P4P)	Complete	10.00	1.25	13%	72%	72%	1,798,212	224,777
Domain 2 Subtotal			15.00	6.25	42%	80%	80%	1,998,014	424,578
Total			21.00	12.25	58%	100%	100%	2,497,517	924,081

Total Project 2.b.vii AVs Awarded: 12.25 out of 21

Hide Reviewer Comments

Domain 1 Project Milestones Project 2.b.vii						
AV Driving	Project Requirement and Metric/Deliverable	Required Due Date	Committed Due Date	Milestone Status	Reviewer Status	AVs Awarded
	Module 1 - Major risks to implementation and mitigation strategies	Ongoing	N/A	In Process	Pass & Ongoing	N/A
	Enter Reviewer Comment					



Save & Return

Print

**Achievement Value (AV) Scorecard DY4, Q4 January 1, 2019 - March 31, 2019 (Payment Quarter)
Staten Island Performing Provider System, LLC - Project 2.b.vii**

●	Module 2 - Project Implementation Speed	Ongoing	N/A	In Process	Pass & Ongoing	0.00
	<i>Enter Reviewer Comment</i>					
●	Module 3 - Patient Engagement Speed	Ongoing	N/A	In Process	Pass & Ongoing	1
	<i>Enter Reviewer Comment</i>					
Total						1.00

Domain 1 Project Prescribed Milestones - Project 2.b.vii

AV Driving	Project Requirement and Metric/Deliverable	Required Due Date	Committed Due Date	Milestone Status	Reviewer Status	AVs Awarded
●	1. Implement INTERACT at each participating SNF, demonstrated by active use of the INTERACT 3.0 toolkit and other resources available at http://interact2.net .	9/30/2017	9/30/2017	Completed	Pass & Complete	N/A
	<i>Enter Reviewer Comment</i>					
●	2. Identify a facility champion who will engage other staff and serve as a coach and leader of INTERACT program.	3/31/2017	3/31/2017	Completed	Pass & Complete	N/A
	<i>Enter Reviewer Comment</i>					
●	3. Implement care pathways and other clinical tools for monitoring chronically ill patients, with the goal of early identification of potential instability and intervention to avoid hospital transfer.	3/31/2017	3/31/2017	Completed	Pass & Complete	N/A
	<i>Enter Reviewer Comment</i>					
●	4. Educate all staff on care pathways and INTERACT principles.	9/30/2017	9/30/2017	Completed	Pass & Complete	N/A
	<i>Enter Reviewer Comment</i>					



Save & Return

Print

**Achievement Value (AV) Scorecard DY4, Q4 January 1, 2019 - March 31, 2019 (Payment Quarter)
Staten Island Performing Provider System, LLC - Project 2.b.vii**

●	5. Implement Advance Care Planning tools to assist residents and families in expressing and documenting their wishes for near end of life and end of life care.	3/31/2017	3/31/2017	Completed	Pass & Complete	N/A
<i>Enter Reviewer Comment</i>						
●	6. Create coaching program to facilitate and support implementation.	3/31/2017	3/31/2017	Completed	Pass & Complete	N/A
<i>Enter Reviewer Comment</i>						
●	7. Educate patient and family/caretakers, to facilitate participation in planning of care.	3/31/2017	3/31/2017	Completed	Pass & Complete	N/A
<i>Enter Reviewer Comment</i>						
●	8. Establish enhanced communication with acute care hospitals, preferably with EHR and HIE connectivity.	9/30/2017	9/30/2017	Completed	Fail	N/A
<i>Enter Reviewer Comment</i>						
●	9. Measure outcomes (including quality assessment/root cause analysis of transfer) in order to identify additional interventions.	9/30/2017	9/30/2017	Completed	Pass & Complete	N/A
<i>Enter Reviewer Comment</i>						
●	10. Use EHRs and other technical platforms to track all patients engaged in the project.	3/31/2017	3/31/2017	Completed	Pass & Complete	N/A
<i>Enter Reviewer Comment</i>						
Total						0.00

Domain 2 Pay for Reporting			
AV Driving	Measure	Reviewer Status	AVs Awarded
●	Medicaid Spending on ER and Inpatient Services ±	Pass & Ongoing	1
<i>Enter Reviewer Comment</i>			



Save & Return

Print

**Achievement Value (AV) Scorecard DY4, Q4 January 1, 2019 - March 31, 2019 (Payment Quarter)
Staten Island Performing Provider System, LLC - Project 2.b.vii**

●	Medicaid spending on Primary Care and community based behavioral health care	Pass & Ongoing	1
	<i>Enter Reviewer Comment</i>		
●	Percent of eligible providers with participating agreements with RHIOs, meeting Meaningful Use criteria and	Pass & Ongoing	1
	<i>Enter Reviewer Comment</i>		
●	Percent of PCP meeting PCMH (NCQA) or Advance Primary Care (SHIP) standards	Pass & Ongoing	1
	<i>Enter Reviewer Comment</i>		
●	Percent of total Medicaid provider reimbursement received through sub-capitation or other forms of non-FFS	Pass & Ongoing	1
	<i>Enter Reviewer Comment</i>		
Total			5.00

Domain 2 Pay for Performance			
AV Driving	Measure	Reviewer Status	AVs Awarded
●	Adult Access to Preventive or Ambulatory Care - 20 to 44 years	Fail	0
	<i>Enter Reviewer Comment</i>		
●	Adult Access to Preventive or Ambulatory Care - 45 to 64 years	Fail	0
	<i>Enter Reviewer Comment</i>		
●	Adult Access to Preventive or Ambulatory Care - 65 and older	Fail	0
	<i>Enter Reviewer Comment</i>		
●	CAHPS Measures - Care Coordination with provider up-to-date about care received from other providers	Fail	0
	<i>Enter Reviewer Comment</i>		
●	Children's Access to Primary Care- 12 to 19 years	Fail	0
	<i>Enter Reviewer Comment</i>		
●	Children's Access to Primary Care- 12 to 24 months	Fail	0
	<i>Enter Reviewer Comment</i>		
●	Children's Access to Primary Care- 25 months to 6 years	Pass & Ongoing	0.25
	<i>Enter Reviewer Comment</i>		
●	Children's Access to Primary Care- 7 to 11 years	Fail	0
	<i>Enter Reviewer Comment</i>		
●	Getting Timely Appointments, Care and information (Q6, 8, 10, and 12)	Fail	0
	<i>Enter Reviewer Comment</i>		



Save & Return

Print

**Achievement Value (AV) Scorecard DY4, Q4 January 1, 2019 - March 31, 2019 (Payment Quarter)
Staten Island Performing Provider System, LLC - Project 2.b.vii**

●	H-CAHPS – Care Transition Metrics	Fail	0
	<i>Enter Reviewer Comment</i>		
●	Potentially Avoidable Emergency Room Visits	Fail	0
	<i>Enter Reviewer Comment</i>		
●	Potentially Avoidable Readmissions	Fail	0
	<i>Enter Reviewer Comment</i>		
●	PDI 90– Composite of all measures +/-	Pass & Ongoing	1
	<i>Enter Reviewer Comment</i>		
●	PQI 90 – Composite of all measures +/-	Fail	0
	<i>Enter Reviewer Comment</i>		
●	Primary Care - Length of Relationship - Q3	Fail	0
	<i>Enter Reviewer Comment</i>		
●	Primary Care - Usual Source of Care - Q2	Fail	0
	<i>Enter Reviewer Comment</i>		
Total			1.25



Save & Return

Print

Achievement Value (AV) Scorecard DY4, Q4 January 1, 2019 - March 31, 2019 (Payment Quarter)
Staten Island Performing Provider System, LLC - Project 2.b.viii

Project Snapshot	
Project Domain	System Transformation Projects (Domain 2)
Project ID	2.b.viii
Project Title	Hospital-Home Care Collaboration Solutions

Payment Snapshot	
DY4, Q4 Payment Available	\$ 2,782,079
DY4, Q4 Payment Earned	\$ 1,029,369

2.b.viii Scoresheet									
Domain	Component	Review Status	AVs Available	Net AVs Awarded	Percentage AV	Domain Funding % (DY4)	Domain Funding % (DY4, Q4)	Payment Available (\$)	Net Payment Earned (\$)
Domain 1	Domain 1 Organizational	Complete	5.00	5.00	100%	20%	20%	556,416	556,416
	Project Implementation Speed	N/A	0.00	0.00	0%				
	Patient Engagement Speed	Complete	1.00	1.00	100%				
Domain 1 Subtotal			6.00	6.00	100%	20%	20%	556,416	556,416
Domain 2	Domain 2 Pay for Reporting (P4R)	Complete	5.00	5.00	100%	8%	8%	222,566	222,566
	Domain 2 Pay for Performance (P4P)	Complete	10.00	1.25	13%	72%	72%	2,003,097	250,387
Domain 2 Subtotal			15.00	6.25	42%	80%	80%	2,225,663	472,953
Total			21.00	12.25	58%	100%	100%	2,782,079	1,029,369

Total Project 2.b.viii AVs Awarded: 12.25 out of 21

Hide Reviewer Comments

Domain 1 Project Milestones Project 2.b.viii						
AV Driving	Project Requirement and Metric/Deliverable	Required Due Date	Committed Due Date	Milestone Status	Reviewer Status	AVs Awarded
●	Module 1 - Major risks to implementation and mitigation strategies	Ongoing	N/A	In Process	Pass & Ongoing	N/A
	<i>Enter Reviewer Comment</i>					



Save & Return

Print

**Achievement Value (AV) Scorecard DY4, Q4 January 1, 2019 - March 31, 2019 (Payment Quarter)
Staten Island Performing Provider System, LLC - Project 2.b.viii**

●	Module 2 - Project Implementation Speed	3/31/2017	3/31/2017	In Process	Pass & Complete	0.00
	<i>Enter Reviewer Comment</i>					
●	Module 3 - Patient Engagement Speed	Ongoing	N/A	In Process	Pass & Ongoing	1
	<i>Enter Reviewer Comment</i>					
Total						1.00

Domain 1 Project Prescribed Milestones - Project 2.b.viii						
AV Driving	Project Requirement and Metric/Deliverable	Required Due Date	Committed Due Date	Milestone Status	Reviewer Status	AVs Awarded
●	1. Assemble Rapid Response Teams (hospital/home care) to facilitate patient discharge to home and assure needed home care services are in place, including, if appropriate, hospice.	3/31/2017	3/31/2017	Completed	Pass & Complete	N/A
	<i>Enter Reviewer Comment</i>					
●	2. Ensure home care staff have knowledge and skills to identify and respond to patient risks for readmission, as well as to support evidence-based medicine and chronic care management.	3/31/2017	3/31/2017	Completed	Pass & Complete	N/A
	<i>Enter Reviewer Comment</i>					
●	3. Develop care pathways and other clinical tools for monitoring chronically ill patients, with the goal of early identification of potential instability and intervention to avoid hospital transfer.	3/31/2017	3/31/2017	Completed	Pass & Complete	N/A
	<i>Enter Reviewer Comment</i>					



Save & Return

Print

Achievement Value (AV) Scorecard DY4, Q4 January 1, 2019 - March 31, 2019 (Payment Quarter)
Staten Island Performing Provider System, LLC - Project 2.b.viii

●	4. Educate all staff on care pathways and INTERACT-like principles.	3/31/2017	3/31/2017	Completed	Pass & Complete	N/A
	<i>Enter Reviewer Comment</i>					
●	5. Develop Advance Care Planning tools to assist residents and families in expressing and documenting their wishes for near end of life and end of life care.	3/31/2017	3/31/2017	Completed	Pass & Complete	N/A
	<i>Enter Reviewer Comment</i>					
●	6. Create coaching program to facilitate and support implementation.	3/31/2017	3/31/2017	Completed	Pass & Complete	N/A
	<i>Enter Reviewer Comment</i>					
●	7. Educate patient and family/caretakers, to facilitate participation in planning of care.	3/31/2017	3/31/2017	Completed	Pass & Complete	N/A
	<i>Enter Reviewer Comment</i>					
●	8. Integrate primary care, behavioral health, pharmacy, and other services into the model in order to enhance coordination of care and medication management.	3/31/2017	3/31/2017	Completed	Pass & Complete	N/A
	<i>Enter Reviewer Comment</i>					
●	9. Utilize telehealth/telemedicine to enhance hospital-home care collaborations.	3/31/2017	3/31/2017	Completed	Pass & Complete	N/A
	<i>Enter Reviewer Comment</i>					
●	10. Utilize interoperable EHR to enhance communication and avoid medication errors and/or duplicative services.	3/31/2017	3/31/2017	Completed	Pass & Complete	N/A
	<i>Enter Reviewer Comment</i>					



Save & Return

Print

Achievement Value (AV) Scorecard DY4, Q4 January 1, 2019 - March 31, 2019 (Payment Quarter)
Staten Island Performing Provider System, LLC - Project 2.b.viii

	<i>Enter Reviewer Comment</i>					
●	11. Measure outcomes (including quality assessment/root cause analysis of transfer) in order to identify additional interventions.	3/31/2017	3/31/2017	Completed	Pass & Complete	N/A
	<i>Enter Reviewer Comment</i>					
●	12. Use EHRs and other technical platforms to track all patients engaged in the project.	3/31/2017	3/31/2017	Completed	Pass & Complete	N/A
	<i>Enter Reviewer Comment</i>					
Total						0.00

Domain 2 Pay for Reporting			
AV Driving	Measure	Reviewer Status	AVs Awarded
●	Medicaid Spending on ER and Inpatient Services ±	Pass & Ongoing	1
	<i>Enter Reviewer Comment</i>		
●	Medicaid spending on Primary Care and community based behavioral health care	Pass & Ongoing	1
	<i>Enter Reviewer Comment</i>		
●	Percent of eligible providers with participating agreements with RHIOs, meeting Meaningful Use criteria and	Pass & Ongoing	1
	<i>Enter Reviewer Comment</i>		
●	Percent of PCP meeting PCMH (NCQA) or Advance Primary Care (SHIP) standards	Pass & Ongoing	1
	<i>Enter Reviewer Comment</i>		
●	Percent of total Medicaid provider reimbursement received through sub-capitation or other forms of non-FFS	Pass & Ongoing	1
	<i>Enter Reviewer Comment</i>		
Total			5.00

Domain 2 Pay for Performance			
AV Driving	Measure	Reviewer Status	AVs Awarded
●	Adult Access to Preventive or Ambulatory Care - 20 to 44 years	Fail	0
	<i>Enter Reviewer Comment</i>		



Save & Return

Print

Achievement Value (AV) Scorecard DY4, Q4 January 1, 2019 - March 31, 2019 (Payment Quarter)
Staten Island Performing Provider System, LLC - Project 2.b.viii

●	Adult Access to Preventive or Ambulatory Care - 45 to 64 years	Fail	0
	<i>Enter Reviewer Comment</i>		
●	Adult Access to Preventive or Ambulatory Care - 65 and older	Fail	0
	<i>Enter Reviewer Comment</i>		
●	CAHPS Measures - Care Coordination with provider up-to-date about care received from other providers	Fail	0
	<i>Enter Reviewer Comment</i>		
●	Children's Access to Primary Care- 12 to 19 years	Fail	0
	<i>Enter Reviewer Comment</i>		
●	Children's Access to Primary Care- 12 to 24 months	Fail	0
	<i>Enter Reviewer Comment</i>		
●	Children's Access to Primary Care- 25 months to 6 years	Pass & Ongoing	0.25
	<i>Enter Reviewer Comment</i>		
●	Children's Access to Primary Care- 7 to 11 years	Fail	0
	<i>Enter Reviewer Comment</i>		
●	Getting Timely Appointments, Care and information (Q6, 8, 10, and 12)	Fail	0
	<i>Enter Reviewer Comment</i>		
●	H-CAHPS – Care Transition Metrics	Fail	0
	<i>Enter Reviewer Comment</i>		
●	Potentially Avoidable Emergency Room Visits	Fail	0
	<i>Enter Reviewer Comment</i>		
●	Potentially Avoidable Readmissions	Fail	0
	<i>Enter Reviewer Comment</i>		
●	PDI 90– Composite of all measures +/-	Pass & Ongoing	1
	<i>Enter Reviewer Comment</i>		
●	PQI 90 – Composite of all measures +/-	Fail	0
	<i>Enter Reviewer Comment</i>		
●	Primary Care - Length of Relationship - Q3	Fail	0
	<i>Enter Reviewer Comment</i>		
●	Primary Care - Usual Source of Care - Q2	Fail	0
	<i>Enter Reviewer Comment</i>		



Department
of Health

Medicaid
Redesign Team

New York State Department of Health
Delivery System Reform Incentive Payment (DSRIP) Program

Save & Return

Print

*Achievement Value (AV) Scorecard DY4, Q4 January 1, 2019 - March 31, 2019 (Payment Quarter)
Staten Island Performing Provider System, LLC - Project 2.b.viii*

Total	1.25
-------	------



Save & Return

Print

Achievement Value (AV) Scorecard DY4, Q4 January 1, 2019 - March 31, 2019 (Payment Quarter)
Staten Island Performing Provider System, LLC - Project 2.d.i

Project Snapshot	
Project Domain	System Transformation Projects (Domain 2)
Project ID	2.d.i
Project Title	Implementation of Patient Activation Activities to Engage, Educate and Integrate the uninsured and low/non-utilizing Medicaid populations into

Payment Snapshot	
DY4, Q4 Payment Available	\$ 2,386,140
DY4, Q4 Payment Earned	\$ 1,057,441

2.d.i Scoresheet									
Domain	Component	Review Status	AVs Available	Net AVs Awarded	Percentage AV	Domain Funding % (DY4)	Domain Funding % (DY4, Q4)	Payment Available (\$)	Net Payment Earned (\$)
Domain 1	Domain 1 Organizational	Complete	5.00	5.00	100%	20%	20%	477,228	397,690
	Project Implementation Speed	N/A	0.00	0.00	0%				
	Patient Engagement Speed	Complete	1.00	0.00	0%				
Domain 1 Subtotal			6.00	5.00	83%	20%	20%	477,228	397,690
Domain 2	Domain 2 Pay for Reporting (P4R)	Complete	4.00	4.00	100%	8%	8%	190,891	190,891
	Domain 2 Pay for Performance (P4P)	Complete	4.00	1.09	27%	72%	72%	1,718,021	468,860
Domain 2 Subtotal			8.00	5.09	64%	80%	80%	1,908,912	659,751
Total			14.00	10.09	72%	100%	100%	2,386,140	1,057,441

Total Project 2.d.i AVs Awarded: 10.09 out of 14

Hide Reviewer Comments

Domain 1 Project Milestones Project 2.d.i						
AV Driving	Project Requirement and Metric/Deliverable	Required Due Date	Committed Due Date	Milestone Status	Reviewer Status	AVs Awarded
	Module 1 - Major risks to implementation and mitigation strategies	Ongoing	N/A	In Process	Pass & Ongoing	N/A
	<i>Enter Reviewer Comment</i>					



Save & Return

Print

Achievement Value (AV) Scorecard DY4, Q4 January 1, 2019 - March 31, 2019 (Payment Quarter)
Staten Island Performing Provider System, LLC - Project 2.d.i

●	Module 2 - Project Implementation Speed	Ongoing	N/A	In Process	Pass & Ongoing	0.00
	<i>Enter Reviewer Comment</i>					
●	Module 3 - Patient Engagement Speed	Ongoing	N/A	In Process	Fail	0
	<i>Enter Reviewer Comment</i>					
Total						0.00

Domain 1 Project Prescribed Milestones - Project 2.d.i

AV Driving	Project Requirement and Metric/Deliverable	Required Due Date	Committed Due Date	Milestone Status	Reviewer Status	AVs Awarded
●	1. Contract or partner with community-based organizations (CBOs) to engage target populations using PAM® and other patient activation techniques. The PPS must provide oversight and ensure that engagement is sufficient and appropriate.	3/31/2017	3/31/2017	Completed	Pass & Complete	N/A
<i>Enter Reviewer Comment</i>						
●	2. Establish a PPS-wide training team, comprised of members with training in PAM® and expertise in patient activation and engagement.	3/31/2017	3/31/2017	Completed	Pass & Complete	N/A
<i>Enter Reviewer Comment</i>						
●	3. Identify UI, NU, and LU “hot spot” areas (e.g., emergency rooms). Contract or partner with CBOs to perform outreach within the identified “hot spot” areas.	3/31/2017	3/31/2017	Completed	Pass & Complete	N/A
<i>Enter Reviewer Comment</i>						
●	4. Survey the targeted population about healthcare needs in the PPS’ region.	3/31/2017	3/31/2017	Completed	Pass & Complete	N/A



Save & Return

Print

Achievement Value (AV) Scorecard DY4, Q4 January 1, 2019 - March 31, 2019 (Payment Quarter)
Staten Island Performing Provider System, LLC - Project 2.d.i

	<i>Enter Reviewer Comment</i>					
●	5. Train providers located within “hot spots” on patient activation techniques, such as shared decision-making, measurements of health literacy, and cultural competency.	3/31/2017	3/31/2017	Completed	Pass & Complete	N/A
	<i>Enter Reviewer Comment</i>					
●	6. Obtain list of PCPs assigned to NU and LU enrollees from MCOs. Along with the member's MCO and assigned PCP, reconnect beneficiaries to his/her designated PCP (see outcome measurements in	3/31/2017	3/31/2017	Completed	Pass & Complete	N/A
	<i>Enter Reviewer Comment</i>					
●	7. Baseline each beneficiary cohort (per method developed by state) to appropriately identify cohorts using PAM® during the first year of the project and again, at set intervals. Baselines, as well as intervals towards improvement, must be set for each cohort at the beginning of each performance period.	3/31/2017	3/31/2017	Completed	Pass & Complete	N/A
	<i>Enter Reviewer Comment</i>					
●	8. Include beneficiaries in development team to promote preventive care.	3/31/2017	3/31/2017	Completed	Pass & Complete	N/A
	<i>Enter Reviewer Comment</i>					
●	9. Measure PAM® components	3/31/2017	3/31/2017	Completed	Pass & Complete	N/A
	<i>Enter Reviewer Comment</i>					
●	10. Increase the volume of non-emergent (primary, behavioral, dental) care provided to UI, NU, and LU persons.	3/31/2017	3/31/2017	Completed	Pass & Complete	N/A
	<i>Enter Reviewer Comment</i>					



Save & Return

Print

Achievement Value (AV) Scorecard DY4, Q4 January 1, 2019 - March 31, 2019 (Payment Quarter) Staten Island Performing Provider System, LLC - Project 2.d.i

●	11. Contract or partner with CBOs to develop a group of community navigators who are trained in connectivity to healthcare coverage, community healthcare resources (including for primary and preventive services) and patient education.	3/31/2017	3/31/2017	Completed	Pass & Complete	N/A
	<i>Enter Reviewer Comment</i>					
●	12. Develop a process for Medicaid recipients and project participants to report complaints and receive customer service.	3/31/2017	3/31/2017	Completed	Fail	N/A
	<i>Enter Reviewer Comment</i>					
●	13. Train community navigators in patient activation and education, including how to appropriately assist project beneficiaries using the PAM®.	3/31/2017	3/31/2017	Completed	Pass & Complete	N/A
	<i>Enter Reviewer Comment</i>					
●	14. Ensure direct hand-offs to navigators who are prominently placed at "hot spots," partnered CBOs, emergency departments, or community events, so as to facilitate education regarding health insurance coverage, age-appropriate primary and preventive healthcare services	3/31/2017	3/31/2017	Completed	Pass & Complete	N/A
	<i>Enter Reviewer Comment</i>					
●	15. Inform and educate navigators about insurance options and healthcare resources available to UI, NU, and LU populations.	3/31/2017	3/31/2017	Completed	Pass & Complete	N/A
	<i>Enter Reviewer Comment</i>					
●	16. Ensure appropriate and timely access for navigators when attempting to establish primary and preventive services for a	3/31/2017	3/31/2017	Completed	Pass & Complete	N/A
	<i>Enter Reviewer Comment</i>					



Save & Return

Print

Achievement Value (AV) Scorecard DY4, Q4 January 1, 2019 - March 31, 2019 (Payment Quarter)
Staten Island Performing Provider System, LLC - Project 2.d.i

●	17. Perform population health management by actively using EHRs and other IT platforms, including use of targeted patient registries, to track all patients engaged in the project.	3/31/2017	3/31/2017	Completed	Pass & Complete	N/A
	<i>Enter Reviewer Comment</i>					
Total						0.00

Domain 2 Pay for Reporting Project 2.d.i			
AV Driving	Measure	Reviewer Status	AVs Awarded
●	C&G CAHPS by PPS for uninsured- Getting timely appointments, care, and information	Pass & Ongoing	0.25
<i>Enter Reviewer Comment</i>			
●	C&G CAHPS by PPS for uninsured- Patients' rating of the provider (or doctor)	Pass & Ongoing	0.25
<i>Enter Reviewer Comment</i>			
●	C&G CAHPS by PPS for uninsured- How well providers (or doctors) communicate with patients	Pass & Ongoing	0.25
<i>Enter Reviewer Comment</i>			
●	C&G CAHPS by PPS for uninsured- Helpful, courteous, and respectful office staff	Pass & Ongoing	0.25
<i>Enter Reviewer Comment</i>			
●	ED use by uninsured	Pass & Ongoing	1
<i>Enter Reviewer Comment</i>			



Save & Return

Print

Achievement Value (AV) Scorecard DY4, Q4 January 1, 2019 - March 31, 2019 (Payment Quarter)
Staten Island Performing Provider System, LLC - Project 2.d.i

●	PAM Level	Pass & Ongoing	1
<i>Enter Reviewer Comment</i>			
●	Use of primary and preventive care services-- Percent of attributed Medicaid members with no claims history for primary care and preventive services in measurement year compared to same in baseline year	Pass & Ongoing	1
<i>Enter Reviewer Comment</i>			
Total			4.00

Domain 2 Pay for Performance Project 2.d.i			
AV Driving	Measure	Reviewer Status	AVs Awarded
●	C&G CAHPS by PPS for uninsured- Getting timely appointments, care, and information	Pass & Ongoing	0.25
<i>Enter Reviewer Comment</i>			
●	C&G CAHPS by PPS for uninsured- Patients' rating of the provider (or doctor)	Pass & Ongoing	0.25
<i>Enter Reviewer Comment</i>			
●	C&G CAHPS by PPS for uninsured- How well providers (or doctors) communicate with patients	Pass & Ongoing	0.25
<i>Enter Reviewer Comment</i>			
●	C&G CAHPS by PPS for uninsured- Helpful, courteous, and respectful office staff	Pass & Ongoing	0.25
<i>Enter Reviewer Comment</i>			
●	ED use by uninsured	Fail	0
<i>Enter Reviewer Comment</i>			
●	PAM Level	Pass & Ongoing	0.09
<i>Enter Reviewer Comment</i>			
●	Use of primary and preventive care services-- Percent of attributed Medicaid members with no claims history	Fail	0
<i>Enter Reviewer Comment</i>			
Total			1.09



Save & Return

Print

Achievement Value (AV) Scorecard DY4, Q4 January 1, 2019 - March 31, 2019 (Payment Quarter)
Staten Island Performing Provider System, LLC - Project 3.a.i

Project Snapshot	
Project Domain	Clinical Improvement Projects (Domain 3)
Project ID	3.a.i
Project Title	Integration of primary care and behavioral health services

Payment Snapshot	
DY4, Q4 Payment Available	\$ 2,385,194
DY4, Q4 Payment Earned	\$ 1,132,967

3.a.i Scoresheet									
Domain	Component	Review Status	AVs Available	Net AVs Awarded	Percentage AV	Domain Funding % (DY4)	Domain Funding % (DY4, Q4)	Payment Available (\$)	Net Payment Earned (\$)
Domain 1	Domain 1 Organizational	Complete	5.00	5.00	100%	20%	20%	477,039	477,039
	Project Implementation Speed	N/A	0.00	0.00	0%				
	Patient Engagement Speed	Complete	1.00	1.00	100%				
Domain 1 Subtotal			6.00	6.00	100%	20%	20%	477,039	477,039
Domain 3	Domain 3 Pay for Reporting (P4R)	Complete	10.00	10.00	100%	10%	10%	238,519	238,519
	Domain 3 Pay for Performance		10.00	2.50	25%	70%	70%	1,669,636	417,409
Domain 3 Subtotal			20.00	12.50	63%	80%	80%	1,908,155	655,928
Total			26.00	18.50	71%	100%	100%	2,385,194	1,132,967

Total Project 3.a.i AVs Awarded: 18.5 out of 26

Hide Reviewer Comments

Domain 1 Project Milestones Project 3.a.i						
AV Driving	Project Requirement and Metric/Deliverable	Required Due Date	Committed Due Date	Milestone Status	Reviewer Status	AVs Awarded
●	Module 1 - Major risks to implementation and mitigation strategies	Ongoing	N/A	In Process	Pass & Ongoing	N/A
Enter Reviewer Comment						



Save & Return

Print

Achievement Value (AV) Scorecard DY4, Q4 January 1, 2019 - March 31, 2019 (Payment Quarter)
Staten Island Performing Provider System, LLC - Project 3.a.i

●	Module 2 - Project Implementation Speed	Ongoing	N/A	In Process	Pass & Ongoing	0.00
	<i>Enter Reviewer Comment</i>					
●	Module 3 - Patient Engagement Speed	Ongoing	N/A	In Process	Pass & Ongoing	1
	<i>Enter Reviewer Comment</i>					
Total						1

Domain 1 Project Prescribed Milestones - Project 3.a.i Models 1, 2 and 3

3.a.i Model 1 3.a.i Model 2 3.a.i Model 3

Model	AV Driving	Project Requirement and Metric/Deliverable	Required Due Date	Committed Due Date	Milestone Status	Reviewer Status	AVs Awarded
3.a.i Model 1	●	1. Co-locate behavioral health services at primary care practice sites. All participating primary care practices must meet 2014 NCQA level 3 PCMH or Advance Primary Care Model standards by DY 3.	3/31/2018	3/31/2018	Completed	Pass & Complete	N/A
	<i>Enter Reviewer Comment</i>						
	●	2. Develop collaborative evidence-based standards of care including medication management and care engagement process.	3/31/2017	3/31/2017	Completed	Pass & Complete	N/A
	<i>Enter Reviewer Comment</i>						
	●	3. Conduct preventive care screenings, including behavioral health screenings (PHQ-2 or 9 for those screening positive, SBIRT) implemented for all patients to identify unmet needs.	3/31/2018	3/31/2018	Completed	Pass & Complete	N/A
	<i>Enter Reviewer Comment</i>						



Save & Return

Print

Achievement Value (AV) Scorecard DY4, Q4 January 1, 2019 - March 31, 2019 (Payment Quarter)
Staten Island Performing Provider System, LLC - Project 3.a.i

		<i>Enter Reviewer Comment</i>						
	●	4. Use EHRs or other technical platforms to track all patients engaged in this project.	3/31/2017	3/31/2017	Completed	Pass & Complete	N/A	
		<i>Enter Reviewer Comment</i>						
3.a.i Model 2	●	5. Co-locate primary care services at behavioral health sites.	3/31/2018	3/31/2018	Completed	Pass & Complete	N/A	
		<i>Enter Reviewer Comment</i>						
	●	6. Develop collaborative evidence-based standards of care including medication management and care engagement process.	3/31/2017	3/31/2017	Completed	Pass & Complete	N/A	
		<i>Enter Reviewer Comment</i>						
	●	7. Conduct preventive care screenings, including behavioral health screenings (PHQ-2 or 9 for those screening positive, SBIRT) implemented for all patients to identify unmet needs.	3/31/2018	3/31/2018	Completed	Pass & Complete	N/A	
	<i>Enter Reviewer Comment</i>							
	●	8. Use EHRs or other technical platforms to track all patients engaged in this project.	3/31/2017	3/31/2017	Completed	Pass & Complete	N/A	
		<i>Enter Reviewer Comment</i>						
Total							0	

Domain 3 Pay for Reporting			
AV Driving	Measure	Reviewer Status	AVs Awarded



Save & Return

Print

*Achievement Value (AV) Scorecard DY4, Q4 January 1, 2019 - March 31, 2019 (Payment Quarter)
Staten Island Performing Provider System, LLC - Project 3.a.i*

●	Adherence to Antipsychotic Medications for People with Schizophrenia	Pass & Ongoing	1
●	Antidepressant Medication Management - Effective Acute Phase Treatment	Pass & Ongoing	0.5
●	Antidepressant Medication Management - Effective Continuation Phase Treatment	Pass & Ongoing	0.5
●	Cardiovascular Monitoring for People with Cardiovascular Disease and Schizophrenia	Pass & Ongoing	1
●	Diabetes Monitoring for People with Diabetes and Schizophrenia	Pass & Ongoing	1
●	Diabetes Screening for People with Schizophrenia or Bipolar Disease who are Using Antipsychotic Medication	Pass & Ongoing	1
●	Follow-up after hospitalization for Mental Illness - within 30 days	Pass & Ongoing	0.5
●	Follow-up after hospitalization for Mental Illness - within 7 days	Pass & Ongoing	0.5



Save & Return

Print

*Achievement Value (AV) Scorecard DY4, Q4 January 1, 2019 - March 31, 2019 (Payment Quarter)
Staten Island Performing Provider System, LLC - Project 3.a.i*

	Follow-up care for Children Prescribed ADHD Medications - Continuation Phase	Pass & Ongoing	0.5
	Follow-up care for Children Prescribed ADHD Medications - Initiation Phase	Pass & Ongoing	0.5
	Engagement of Alcohol and Other Drug Dependence Treatment (initiation and 2 visits within 44 days)	Pass & Ongoing	0.5
	Initiation of Alcohol and Other Drug Dependence Treatment (1 visit within 14 days)	Pass & Ongoing	0.5
	Potentially Preventable Emergency Department Visits (for persons with BH diagnosis) ±	Pass & Ongoing	1
	Screening for Clinical Depression and follow-up	Pass & Ongoing	1
Total			10.00

Domain 3 Pay for Performance			
AV Driving	Measure	Reviewer Status	AVs Awarded
	Adherence to Antipsychotic Medications for People with Schizophrenia	Pass & Ongoing	1



Save & Return

Print

*Achievement Value (AV) Scorecard DY4, Q4 January 1, 2019 - March 31, 2019 (Payment Quarter)
Staten Island Performing Provider System, LLC - Project 3.a.i*

●	Antidepressant Medication Management - Effective Acute Phase Treatment	Fail	0
●	Antidepressant Medication Management - Effective Continuation Phase Treatment	Fail	0
●	Cardiovascular Monitoring for People with Cardiovascular Disease and Schizophrenia	Fail	0
●	Diabetes Monitoring for People with Diabetes and Schizophrenia	Fail	0
●	Diabetes Screening for People with Schizophrenia or Bipolar Disease who are Using Antipsychotic Medication	Fail	0
●	Follow-up after hospitalization for Mental Illness - within 30 days	Pass & Ongoing	0.5
●	Follow-up after hospitalization for Mental Illness - within 7 days	Fail	0
●	Follow-up care for Children Prescribed ADHD Medications - Continuation Phase	Fail	0
●	Follow-up care for Children Prescribed ADHD Medications - Initiation Phase	Fail	0
●	Engagement of Alcohol and Other Drug Dependence Treatment (initiation and 2 visits within 44 days)	Fail	0
●	Initiation of Alcohol and Other Drug Dependence Treatment (1 visit within 14 days)	Fail	0
●	Potentially Preventable Emergency Department Visits (for persons with BH diagnosis) ±	Fail	0
●	Screening for Clinical Depression and follow-up	Pass & Ongoing	1
Total			2.50



Save & Return

Print

Achievement Value (AV) Scorecard DY4, Q4 January 1, 2019 - March 31, 2019 (Payment Quarter)
Staten Island Performing Provider System, LLC - Project 3.a.iv

Project Snapshot	
Project Domain	Clinical Improvement Projects (Domain 3)
Project ID	3.a.iv
Project Title	Development of Withdrawal Management (e.g., ambulatory detoxification, ancillary withdrawal services) capabilities and appropriate enhanced

Payment Snapshot	
DY4, Q4 Payment Available	\$ 2,282,960
DY4, Q4 Payment Earned	\$ 1,084,406

3.a.iv Scoresheet									
Domain	Component	Review Status	AVs Available	Net AVs Awarded	Percentage AV	Domain Funding % (DY4)	Domain Funding % (DY4, Q4)	Payment Available (\$)	Net Payment Earned (\$)
Domain 1	Domain 1 Organizational	Complete	5.00	5.00	100%	20%	20%	456,592	456,592
	Project Implementation Speed	N/A	0.00	0.00	0%				
	Patient Engagement Speed	Complete	1.00	1.00	100%				
Domain 1 Subtotal			6.00	6.00	100%	20%	20%	456,592	456,592
Domain 3	Domain 3 Pay for Reporting (P4R)	Complete	10.00	10.00	100%	10%	10%	228,296	228,296
	Domain 3 Pay for Performance (P4P)		10.00	2.50	25%	70%	70%	1,598,072	399,518
Domain 2 Subtotal			20.00	12.50	63%	80%	80%	1,826,368	627,814
Total			26.00	18.50	71%	100%	100%	2,282,960	1,084,406

Total Project 3.a.iv AVs Awarded: 18.5 out of 26

Hide Reviewer Comments

Domain 1 Project Milestones Project 3.a.iv						
AV Driving	Project Requirement and Metric/Deliverable	Required Due Date	Committed Due Date	Milestone Status	Reviewer Status	AVs Awarded
●	Module 1 - Major risks to implementation and mitigation strategies	Ongoing	N/A	In Process	Pass & Ongoing	N/A
	<i>Enter Reviewer Comment</i>					



Save & Return

Print

Achievement Value (AV) Scorecard DY4, Q4 January 1, 2019 - March 31, 2019 (Payment Quarter)
Staten Island Performing Provider System, LLC - Project 3.a.iv

●	Module 2 - Project Implementation Speed	Ongoing	N/A	In Process	Pass & Ongoing	0.00
	<i>Enter Reviewer Comment</i>					
●	Module 3 - Patient Engagement Speed	Ongoing	N/A	In Process	Pass & Ongoing	1
	<i>Enter Reviewer Comment</i>					
Total						1.00

Domain 1 Project Prescribed Milestones - Project 3.a.iv

AV Driving	Project Requirement and Metric/Deliverable	Required Due Date	Committed Due Date	Milestone Status	Reviewer Status	AVs Awarded
●	1. Develop community-based addiction treatment programs that include outpatient SUD sites with PCP integrated teams, and stabilization services including social services.	3/31/2017	3/31/2017	Completed	Pass & Complete	N/A
	<i>Enter Reviewer Comment</i>					
●	2. Establish referral relationships between community treatment programs and inpatient detoxification services with development of referral protocols.	3/31/2017	3/31/2017	Completed	Pass & Complete	N/A
	<i>Enter Reviewer Comment</i>					
●	3. Include a project medical director, board certified in addiction medicine, with training and privileges for use of buprenorphine and buprenorphine/naltrexone as well as familiarity with other withdrawal management agents.	6/30/2016	6/30/2016	Completed	Pass & Complete	N/A
	<i>Enter Reviewer Comment</i>					



Save & Return

Print

**Achievement Value (AV) Scorecard DY4, Q4 January 1, 2019 - March 31, 2019 (Payment Quarter)
Staten Island Performing Provider System, LLC - Project 3.a.iv**

●	4. Identify and link to providers approved for outpatient medication management of opioid addiction who agree to provide continued maintenance therapy and collaborate with the treatment program and care manager. These may include practices with collocated behavioral health services, opioid treatment programs or outpatient SUD clinics.	3/31/2017	3/31/2017	Completed	Pass & Complete	N/A
	Enter Reviewer Comment					
●	5. Develop community-based withdrawal management (ambulatory detoxification) protocols based upon evidence based best practices and	3/31/2017	3/31/2017	Completed	Pass & Complete	N/A
	Enter Reviewer Comment					
●	6. Develop care management services within the SUD treatment program.	9/30/2017	9/30/2017	Completed	Pass & Complete	N/A
	Enter Reviewer Comment					
●	7. Form agreements with the Medicaid Managed Care organizations serving the affected population to provide coverage for the service array under this project.	9/30/2017	9/30/2017	Completed	Pass & Complete	N/A
	Enter Reviewer Comment					
●	8. Use EHRs or other technical platforms to track all patients engaged in this project.	6/30/2016	6/30/2016	Completed	Pass & Complete	N/A
	Enter Reviewer Comment					
Total						0.00

Domain 3 Pay for Reporting			
AV Driving	Measure	Reviewer Status	AVs Awarded
●	Adherence to Antipsychotic Medications for People with Schizophrenia	Pass & Ongoing	1



Save & Return

Print

*Achievement Value (AV) Scorecard DY4, Q4 January 1, 2019 - March 31, 2019 (Payment Quarter)
Staten Island Performing Provider System, LLC - Project 3.a.iv*

●			
●	Antidepressant Medication Management - Effective Acute Phase Treatment	Pass & Ongoing	0.5
●	Antidepressant Medication Management - Effective Continuation Phase Treatment	Pass & Ongoing	0.5
●	Cardiovascular Monitoring for People with Cardiovascular Disease and Schizophrenia	Pass & Ongoing	1
●	Diabetes Monitoring for People with Diabetes and Schizophrenia	Pass & Ongoing	1
●	Diabetes Screening for People with Schizophrenia or Bipolar Disease who are Using Antipsychotic Medication	Pass & Ongoing	1
●	Follow-up after hospitalization for Mental Illness - within 30 days	Pass & Ongoing	0.5
●	Follow-up after hospitalization for Mental Illness - within 7 days	Pass & Ongoing	0.5



Save & Return

Print

*Achievement Value (AV) Scorecard DY4, Q4 January 1, 2019 - March 31, 2019 (Payment Quarter)
Staten Island Performing Provider System, LLC - Project 3.a.iv*

●	Follow-up care for Children Prescribed ADHD Medications - Continuation Phase	Pass & Ongoing	0.5
●	Follow-up care for Children Prescribed ADHD Medications - Initiation Phase	Pass & Ongoing	0.5
●	Engagement of Alcohol and Other Drug Dependence Treatment (initiation and 2 visits within 44 days)	Pass & Ongoing	0.5
●	Initiation of Alcohol and Other Drug Dependence Treatment (1 visit within 14 days)	Pass & Ongoing	0.5
●	Potentially Preventable Emergency Department Visits (for persons with BH diagnosis) ±	Pass & Ongoing	1
●	Screening for Clinical Depression and follow-up	Pass & Ongoing	1
Total			10.00

Domain 3 Pay for Performance			
AV Driving	Measure	Reviewer Status	AVs Awarded
●	Adherence to Antipsychotic Medications for People with Schizophrenia	Pass & Ongoing	1
●	Antidepressant Medication Management - Effective Acute Phase Treatment	Fail	0



Save & Return

Print

*Achievement Value (AV) Scorecard DY4, Q4 January 1, 2019 - March 31, 2019 (Payment Quarter)
Staten Island Performing Provider System, LLC - Project 3.a.iv*

●	Antidepressant Medication Management - Effective Continuation Phase Treatment	Fail	0
●	Cardiovascular Monitoring for People with Cardiovascular Disease and Schizophrenia	Fail	0
●	Diabetes Monitoring for People with Diabetes and Schizophrenia	Fail	0
●	Diabetes Screening for People with Schizophrenia or Bipolar Disease who are Using Antipsychotic Medication	Fail	0
●	Follow-up after hospitalization for Mental Illness - within 30 days	Pass & Ongoing	0.5
●	Follow-up after hospitalization for Mental Illness - within 7 days	Fail	0
●	Follow-up care for Children Prescribed ADHD Medications - Continuation Phase	Fail	0
●	Follow-up care for Children Prescribed ADHD Medications - Initiation Phase	Fail	0
●	Engagement of Alcohol and Other Drug Dependence Treatment (initiation and 2 visits within 44 days)	Fail	0
●	Initiation of Alcohol and Other Drug Dependence Treatment (1 visit within 14 days)	Fail	0
●	Potentially Preventable Emergency Department Visits (for persons with BH diagnosis) ±	Fail	0
●	Screening for Clinical Depression and follow-up	Pass & Ongoing	1
Total			2.50

Save & Return

Print

*Achievement Value (AV) Scorecard DY4, Q4 January 1, 2019 - March 31, 2019 (Payment Quarter)
Staten Island Performing Provider System, LLC - Project 3.c.i*

Project Snapshot	
Project Domain	Clinical Improvement Projects (Domain 3)
Project ID	3.c.i
Project Title	Evidence-based strategies for disease management in high risk/affected populations. (adult only)

Payment Snapshot	
DY4, Q4 Payment Available	\$ 3,203,888
DY4, Q4 Payment Earned	\$ 2,910,722

3.c.i Scoresheet									
Domain	Component	Review Status	AVs Available	Net AVs Awarded	Percentage AV	Domain Funding % (DY4)	Domain Funding % (DY4, Q4)	Payment Available (\$)	Net Payment Earned (\$)
Domain 1	Domain 1 Organizational	Complete	5.00	5.00	100%	20%	12%	376,928	376,928
	Project Implementation Speed	N/A	0.00	0.00	0%				
	Patient Engagement Speed	Complete	1.00	1.00	100%				
Domain 1 Subtotal			6.00	6.00	100%	20%	12%	376,928	376,928
Domain 3	Domain 3 Pay for Reporting (P4R)	Complete	6.00	6.00	100%	10%	6%	188,464	188,464
	Domain 3 Pay for Performance (P4P)		6.00	5.33	89%	70%	82%	2,638,496	2,345,330
Domain 3 Subtotal			12.00	11.33	94%	80%	88%	2,826,960	2,533,794
Total		Complete	18.00	17.33	96%	100%	100%	3,203,888	2,910,722

Total Project 3.c.i AVs Awarded: 17.33 out of 18

Hide Reviewer Comments

Domain 1 Project Milestones Project 3.c.i						
AV Driving	Project Requirement and Metric/Deliverable	Required Due Date	Committed Due Date	Milestone Status	Reviewer Status	AVs Awarded
	Module 1 - Major risks to implementation and mitigation strategies	Ongoing	N/A	In Process	Pass & Ongoing	N/A

Save & Return

Print

Achievement Value (AV) Scorecard DY4, Q4 January 1, 2019 - March 31, 2019 (Payment Quarter)
Staten Island Performing Provider System, LLC - Project 3.c.i

	<i>Enter Reviewer Comment</i>					
●	Module 2 - Project Implementation Speed	Ongoing	N/A	In Process	Pass & Ongoing	0.00
	<i>Enter Reviewer Comment</i>					
●	Module 3 - Patient Engagement Speed	Ongoing	N/A	In Process	Pass & Ongoing	1
	<i>Enter Reviewer Comment</i>					
Total						1.00

Domain 1 Project Prescribed Milestones - Project 3.c.i					
AV Driving	Project Requirement and Metric/Deliverable	Committed Due Date	Milestone Status	Reviewer Status	AVs Awarded
●	1. Implement evidence-based best practices for disease management, specific to diabetes, in community and ambulatory care settings.	3/31/2018	Completed	Pass & Complete	N/A
	<i>Enter Reviewer Comment</i>				
●	2. Engage at least 80% of primary care providers within the PPS in the implementation of disease management evidence-based best practices.	3/31/2017	Completed	Pass & Complete	N/A
	<i>Enter Reviewer Comment</i>				
●	3. Develop care coordination teams (including diabetes educators, nursing staff, behavioral health providers, pharmacy, community health workers, and Health Home care managers) to improve health literacy, patient self-efficacy, and patient self-management.	3/31/2017	Completed	Pass & Complete	N/A
	<i>Enter Reviewer Comment</i>				
●	4. Develop "hot spotting" strategies, in concert with Health Homes, to implement programs such as the Stanford Model for chronic diseases in high risk neighborhoods.	3/31/2017	Completed	Pass & Complete	N/A



Save & Return

Print

Achievement Value (AV) Scorecard DY4, Q4 January 1, 2019 - March 31, 2019 (Payment Quarter)
Staten Island Performing Provider System, LLC - Project 3.c.i

	<i>Enter Reviewer Comment</i>				
●	5. Ensure coordination with the Medicaid Managed Care organizations serving the target population.	3/31/2018	Completed	Pass & Complete	N/A
	<i>Enter Reviewer Comment</i>				
●	6. Use EHRs or other technical platforms to track all patients engaged in this project.	3/31/2017	Completed	Pass & Complete	N/A
	<i>Enter Reviewer Comment</i>				
●	7. Meet Meaningful Use and PCMH Level 3 standards and/or APCM by the end of Demonstration Year 3 for EHR systems used by participating safety net providers.	3/31/2018	Completed	Pass & Complete	N/A
	<i>Enter Reviewer Comment</i>				
Total					0.00

Domain 3 Pay for Reporting			
AV Driving	Measure	Reviewer Status	AVs Awarded
●	Comprehensive Diabetes Care: Hemoglobin A1c (HbA1c) Poor Control (>9.0%) ±	Pass & Ongoing	1
	<i>Enter Reviewer Comment</i>		
●	Comprehensive Diabetes screening – All Three Tests (HbA1c, dilated eye exam, nephropathy monitor)	Pass & Ongoing	1
	<i>Enter Reviewer Comment</i>		
●	Flu Shots for Adults Ages 18 – 64	Pass & Ongoing	1
	<i>Enter Reviewer Comment</i>		



Save & Return

Print

*Achievement Value (AV) Scorecard DY4, Q4 January 1, 2019 - March 31, 2019 (Payment Quarter)
Staten Island Performing Provider System, LLC - Project 3.c.i*

●	Health Literacy - Instructions Easy to Understand	Pass & Ongoing	0.33333333
●	Health Literacy - Describing How to Follow Instructions	Pass & Ongoing	0.33333333
●	Health Literacy - Explained What To Do If Illness Got Worse	Pass & Ongoing	0.33333333
●	Medical Assistance with Smoking and Tobacco Use Cessation - Advised to Quit	Pass & Ongoing	0.33333333
●	Medical Assistance with Smoking and Tobacco Use Cessation - Discussed Cessation Medication	Pass & Ongoing	0.33333333
●	Medical Assistance with Smoking and Tobacco Use Cessation - Discussed Cessation Strategies	Pass & Ongoing	0.33333333
●	Prevention Quality Indicator # 1 (DM Short term complication) ±	Pass & Ongoing	1
Total			6.00



Save & Return

Print

Achievement Value (AV) Scorecard DY4, Q4 January 1, 2019 - March 31, 2019 (Payment Quarter)
Staten Island Performing Provider System, LLC - Project 3.g.ii

Project Snapshot	
Project Domain	Clinical Improvement Projects (Domain 3)
Project ID	3.g.ii
Project Title	Integration of Palliative Care into Nursing Homes

Payment Snapshot	
DY4, Q4 Payment Available	\$ 2,782,493
DY4, Q4 Payment Earned	\$ 2,782,493

3.g.ii Scoresheet									
Domain	Component	Review Status	AVs Available	Net AVs Awarded	Percentage AV	Domain Funding % (DY4)	Domain Funding % (DY4, Q4)	Payment Available (\$)	Net Payment Earned (\$)
Domain 1	Domain 1 Organizational	Complete	5.00	5.00	100%	20%	12%	327,352	327,352
	Project Implementation Speed	N/A	0.00	0.00	0%				
	Patient Engagement Speed	Complete	1.00	1.00	100%				
Domain 1 Subtotal			6.00	6.00	100%	20%	12%	327,352	327,352
Domain 3	Domain 3 Pay for Reporting (P4R)	Complete	5.00	5.00	100%	10%	6%	163,676	163,676
	Domain 3 Pay for Performance (P4P)	Complete	4.00	4.00	100%	70%	82%	2,291,465	2,291,465
Domain 2 Subtotal			9.00	9.00	100%	80%	88%	2,455,141	2,455,141
Total		Complete	15.00	15.00	100%	100%	100%	2,782,493	2,782,493

Total Project 3.g.ii AVs Awarded: 15 out of 15

Hide Reviewer Comments

Domain 1 Project Milestones Project 3.g.ii						
AV Driving	Project Requirement and Metric/Deliverable	Required Due Date	Committed Due Date	Milestone Status	Reviewer Status	AVs Awarded
	Module 1 - Major risks to implementation and mitigation strategies	Ongoing	N/A	In Process	Pass & Ongoing	N/A

Save & Return

Achievement Value (AV) Scorecard DY4, Q4 January 1, 2019 - March 31, 2019 (Payment Quarter)
Staten Island Performing Provider System, LLC - Project 3.g.ii

Print

	<i>Enter Reviewer Comment</i>					
●	Module 2 - Project Implementation Speed	3/31/2017	3/31/2017	Completed	Pass & Complete	0.00
	<i>Enter Reviewer Comment</i>					
●	Module 3 - Patient Engagement Speed	Ongoing	N/A	In Process	Pass & Ongoing	1
	<i>Enter Reviewer Comment</i>					
Total						1.00

Domain 1 Project Prescribed Milestones - Project 3.g.ii						
AV Driving	Project Requirement and Metric/Deliverable	Required Due Date	Committed Due Date	Milestone Status	Reviewer Status	AVs Awarded
●	1. Integrate Palliative Care into practice model of participating Nursing Homes.	3/31/2017	3/31/2017	Completed	Pass & Complete	N/A
	<i>Enter Reviewer Comment</i>					
●	2. Contract or develop partnerships with community and provider resources, including Hospice, to bring the palliative care supports and services into the nursing home.	12/31/2015	12/31/2015	Completed	Pass & Complete	N/A
	<i>Enter Reviewer Comment</i>					
●	3. Develop and adopt clinical guidelines agreed to by all partners including services and eligibility.	3/31/2017	3/31/2017	Completed	Pass & Complete	N/A
	<i>Enter Reviewer Comment</i>					
●	4. Engage staff in trainings to increase role-appropriate competence in palliative care skills and protocols developed by the PPS.	3/31/2017	3/31/2017	Completed	Pass & Complete	N/A
	<i>Enter Reviewer Comment</i>					



Save & Return

Print

Achievement Value (AV) Scorecard DY4, Q4 January 1, 2019 - March 31, 2019 (Payment Quarter)
Staten Island Performing Provider System, LLC - Project 3.g.ii

●	5. Engage with Medicaid Managed Care to address coverage of services.	3/31/2017	3/31/2017	Completed	Pass & Complete	N/A
<i>Enter Reviewer Comment</i>						
●	6. Use EHRs or other IT platforms to track all patients engaged in this project.	6/30/2016	6/30/2016	Completed	Pass & Complete	N/A
<i>Enter Reviewer Comment</i>						
Total						0.00

Domain 3 Pay for Reporting			
AV Driving	Measure	Reviewer Status	AVs Awarded
●	Percentage of patients who were offered or provided an intervention for pain symptoms experienced during the past week	Pass & Ongoing	1
●	Percentage of patients who were offered or provided an intervention for physical symptoms (other than pain) experienced during the past week	Pass & Ongoing	1
●	Percentage of patients who were offered or provided an intervention for not feeling at peace during the past week	Pass & Ongoing	1
●	Percentage of patients who were offered or provided an intervention for depressive feelings experienced during the past week	Pass & Ongoing	1
●	Percentage of patients who were offered or provided an intervention when there was no advance directive in place	Pass & Ongoing	1



Save & Return

Print

*Achievement Value (AV) Scorecard DY4, Q4 January 1, 2019 - March 31, 2019 (Payment Quarter)
Staten Island Performing Provider System, LLC - Project 3.g.ii*

Total	5.00



Save & Return

Print

Achievement Value (AV) Scorecard DY4, Q4 January 1, 2019 - March 31, 2019 (Payment Quarter)
Staten Island Performing Provider System, LLC - Project 4.a.iii

Project Snapshot	
Project Domain	Domain 4: Population-wide Projects: New York's
Project ID	4.a.iii
Project Title	Strengthen Mental Health and Substance Abuse Infrastructure Across Systems

Payment Snapshot	
DY4, Q4 Payment Available	\$ 1,336,253
DY4, Q4 Payment Earned	\$ 1,336,253

4.a.iii Scoresheet									
Domain	Component	Review Status	AVs Available	Net AVs Awarded	Percentage AV	Domain Funding % (DY4)	Domain Funding % (DY4, Q4)	Payment Available (\$)	Net Payment Earned (\$)
Domain 1	Domain 1 Organizational	Complete	5.00	5.00	100%	20%	20%	267,251	267,251
	Project Implementation Speed	N/A	0.00	0.00	0%				
	Patient Engagement Speed	N/A	0.00	0.00	0%				
Domain 1 Subtotal			5.00	5.00	100%	20%	20%	267,251	267,251
Domain 4	Domain 4 Pay for Reporting (P4R)	Complete	11.00	11.00	100%	80%	80%	1,069,002	1,069,002
	Domain 4 Pay for Performance (P4P)	N/A	N/A	N/A	N/A	0%	0%	-	-
Domain 4 Subtotal			11.00	11.00	100%	80%	80%	1,069,002	1,069,002
Total			16.00	16.00	100%	100%	100%	1,336,253	1,336,253

Total Project 4.a.iii AVs Awarded: 16 out of 16

Hide Reviewer Comments

Domain 4 Pay for Performance and Pay for Reporting - Project 4.a.iii (all Milestones are P4R in DY2)			
AV Driving	Measure	Reviewer Status	AVs Awarded
<input type="radio"/>	Age-adjusted preventable hospitalizations rate per 10,000 - Aged 18+ years – Ratio of Hispanics to White non-Hispanics	Pass & Ongoing	1
<i>Enter Reviewer Comment</i>			



Save & Return

Print

Achievement Value (AV) Scorecard DY4, Q4 January 1, 2019 - March 31, 2019 (Payment Quarter)
Staten Island Performing Provider System, LLC - Project 4.a.iii

●	Age-adjusted suicide death rate per 100,000	Pass & Ongoing	1
	<i>Enter Reviewer Comment</i>		
●	Percentage of adults with health insurance - Aged 18- 64 years	Pass & Ongoing	1
	<i>Enter Reviewer Comment</i>		
●	Percentage of premature death (before age 65 years)	Pass & Ongoing	1
	<i>Enter Reviewer Comment</i>		
●	Percentage of premature death (before age 65 years) – Ratio of Black non-Hispanics to White non-Hispanics	Pass & Ongoing	1
	<i>Enter Reviewer Comment</i>		
●	Percentage of premature death (before age 65 years) – Ratio of Hispanics to White non-Hispanics	Pass & Ongoing	1
	<i>Enter Reviewer Comment</i>		
●	Age-adjusted percentage of adult binge drinking during the past month	Pass & Ongoing	1
	<i>Enter Reviewer Comment</i>		
●	Age-adjusted percentage of adults who have a regular health care provider - Aged 18+ years	Pass & Ongoing	1
	<i>Enter Reviewer Comment</i>		
●	Age-adjusted percentage of adults with poor mental health for 14 or more days in the last month	Pass & Ongoing	1
	<i>Enter Reviewer Comment</i>		



Save & Return

Print

Achievement Value (AV) Scorecard DY4, Q4 January 1, 2019 - March 31, 2019 (Payment Quarter)
Staten Island Performing Provider System, LLC - Project 4.a.iii

	<i>Enter Reviewer Comment</i>		
	Age-adjusted preventable hospitalizations rate per 10,000 - Aged 18+ years	Pass & Ongoing	1
	<i>Enter Reviewer Comment</i>		
	Age-adjusted preventable hospitalizations rate per 10,000 - Aged 18+ years – Ratio of Black non-Hispanics to White non-Hispanics	Pass & Ongoing	1
	<i>Enter Reviewer Comment</i>		
Total			11.00



Save & Return

Print

Achievement Value (AV) Scorecard DY4, Q4 January 1, 2019 - March 31, 2019 (Payment Quarter)
Staten Island Performing Provider System, LLC - Project 4.b.ii

Project Snapshot	
Project Domain	Domain 4: Population-wide Projects: New York's
Project ID	4.b.ii
Project Title	Increase Access to High Quality Chronic Disease Preventive Care and Management in Both Clinical and Community Settings

Payment Snapshot	
DY4, Q4 Payment Available	\$ 1,135,815
DY4, Q4 Payment Earned	\$ 1,135,815

4.b.ii Scoresheet									
Domain	Component	Review Status	AVs Available	Net AVs Awarded	Percentage AV	Domain Funding % (DY4)	Domain Funding % (DY4, Q4)	Payment Available (\$)	Net Payment Earned (\$)
Domain 1	Domain 1 Organizational	Complete	5.00	5.00	100%	20%	20%	227,163	227,163
	Project Implementation Speed	N/A	0.00	0.00	0%				
	Patient Engagement Speed	N/A	0.00	0.00	0%				
Domain 1 Subtotal			5.00	5.00	100%	20%	20%	227,163	227,163
Domain 4	Domain 4 Pay for Reporting (P4R)	Complete	17.00	17.00	100%	80%	80%	908,652	908,652
	Domain 4 Pay for Performance (P4P)	N/A	N/A	N/A	N/A	0%	0%	-	-
Domain 4 Subtotal			17.00	17.00	100%	80%	80%	908,652	908,652
Total			22.00	22.00	100%	100%	100%	1,135,815	1,135,815

Total Project 4.b.ii AVs Awarded: 22 out of 22

Hide Reviewer Comments

Domain 4 Pay for Performance and Pay for Reporting			
AV Driving	Measure	Reviewer Status	AVs Awarded
<input type="radio"/>	Percentage of premature death (before age 65 years)	Pass & Ongoing	1
Enter Reviewer Comment			



Save & Return

Print

Achievement Value (AV) Scorecard DY4, Q4 January 1, 2019 - March 31, 2019 (Payment Quarter)
Staten Island Performing Provider System, LLC - Project 4.b.ii

●	Percentage of premature death (before age 65 years) – Ratio of Black non-Hispanics to White non-Hispanics	Pass & Ongoing	1
<i>Enter Reviewer Comment</i>			
●	Percentage of premature death (before age 65 years) – Ratio of Hispanics to White non-Hispanics	Pass & Ongoing	1
<i>Enter Reviewer Comment</i>			
●	Age-adjusted preventable hospitalizations rate per 10,000 - Aged 18+ years	Pass & Ongoing	1
<i>Enter Reviewer Comment</i>			
●	Age-adjusted preventable hospitalizations rate per 10,000 - Aged 18+ years – Ratio of Black non-Hispanics to White non-Hispanics	Pass & Ongoing	1
<i>Enter Reviewer Comment</i>			
●	Age-adjusted preventable hospitalizations rate per 10,000 - Aged 18+ years – Ratio of Hispanics to White non-Hispanics	Pass & Ongoing	1
<i>Enter Reviewer Comment</i>			
●	Percentage of adults with health insurance - Aged 18- 64 years	Pass & Ongoing	1
<i>Enter Reviewer Comment</i>			
●	Age-adjusted percentage of adults who have a regular health care provider - Aged 18+ years	Pass & Ongoing	1
<i>Enter Reviewer Comment</i>			
●	Percentage of adults who are obese	Pass & Ongoing	1



Save & Return

Print

Achievement Value (AV) Scorecard DY4, Q4 January 1, 2019 - March 31, 2019 (Payment Quarter) Staten Island Performing Provider System, LLC - Project 4.b.ii

	<i>Enter Reviewer Comment</i>		
●	Percentage of children and adolescents who are obese	Pass & Ongoing	1
	<i>Enter Reviewer Comment</i>		
●	Percentage of cigarette smoking among adults	Pass & Ongoing	1
	<i>Enter Reviewer Comment</i>		
●	Percentage of adults who receive a colorectal cancer screening based on the most recent guidelines - Aged 50-75 years	Pass & Ongoing	1
	<i>Enter Reviewer Comment</i>		
●	Asthma emergency department visit rate per 10,000	Pass & Ongoing	1
	<i>Enter Reviewer Comment</i>		
●	Asthma emergency department visit rate per 10,000 - Aged 0-4 years	Pass & Ongoing	1
	<i>Enter Reviewer Comment</i>		
●	Age-adjusted heart attack hospitalization rate per 10,000	Pass & Ongoing	1
	<i>Enter Reviewer Comment</i>		
●	Rate of hospitalizations for short-term complications of diabetes per 10,000 - Aged 6- 17 years	Pass & Ongoing	1
	<i>Enter Reviewer Comment</i>		



Department of Health

Medicaid Redesign Team

New York State Department of Health
Delivery System Reform Incentive Payment (DSRIP) Program

Save & Return

Print

Achievement Value (AV) Scorecard DY4, Q4 January 1, 2019 - March 31, 2019 (Payment Quarter)
Staten Island Performing Provider System, LLC - Project 4.b.ii

●	Rate of hospitalizations for short-term complications of diabetes per 10,000 – Aged 18+ years	Pass & Ongoing	1
	<i>Enter Reviewer Comment</i>		
Total			17.00