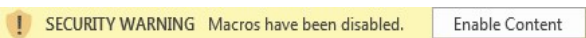





| General Instructions | | |
|---------------------------------|--|---|
| Step | Description/Link | Image |
| 1. Enable Content | Click "Enable Content" at the top of the screen to enable macros. |  |
| 2. Review AV Scorecard Overview | The AV scorecard Overview is a summary of the report Click to Access AV Scorecard Overview | |

| Functionality | | |
|--|--|---|
| Step | Description/Link | Image |
| 1. Print | All tabs include a print button in the upper left hand corner. The AV Scorecard Overview tab also includes a "Print All" button which will print all relevany reports. |  |
| 2. Access Detailed Project Reports and return to AV Scorecard Overview | The AV Scorecard Overview tab is the landing page from which detailed project reports can be viewed. From the AV Scorecard Overview" click the relevant project button to access the project tab. From the project tab click "Save and Return" to access the AV Scorecard Overview |  |
| 3. Show or Hide reviewer comments | Each project tab includes a Show/Hide Reviewer Comments button on the left hand side of the screen. Click "Show Reviewer Comments" to show comments and "Hide Reviewer Comments" to hide comments. |  |



[Print Summary](#)

[Print All](#)

*Achievement Value (AV) Scorecard
NYU Langone Brooklyn PPS*

PPS Information

| | |
|------------|---|
| Quarter | DY5, Q2 July 1, 2019 - September 30, 2019 (Payment Quarter) |
| PPS | NYU Langone Brooklyn PPS |
| PPS Number | 32 |

Achievement Value (AV) Scorecard Summary

| Project Link (click on the purple link below to access each individual project report) | AV Data | | | | Payment Data | |
|--|---------------|-------------|---------------|-----------------|--|------------------------|
| | AVs Available | AVs Awarded | AV Adjustment | Net AVs Awarded | DY5, Q2 Payment Available | DY5, Q2 Payment Earned |
| Domain I - Organizational (All Projects) | 5.00 | 5.00 | 0.00 | 5.00 | <i>Organizational funds are embedded within each project's payment</i> | |
| 2.a.i | 20.00 | 17.00 | 0.00 | 17.00 | \$ 908,453 | \$ 654,994 |
| 2.b.iii | 20.00 | 17.00 | 0.00 | 17.00 | \$ 648,296 | \$ 467,422 |
| 2.b.ix | 20.00 | 17.00 | 0.00 | 17.00 | \$ 582,633 | \$ 420,079 |
| 2.c.i | 20.00 | 17.00 | 0.00 | 17.00 | \$ 610,356 | \$ 440,066 |
| 3.a.i | 23.50 | 18.50 | 0.00 | 18.50 | \$ 599,284 | \$ 282,016 |
| 3.c.i | 17.00 | 15.00 | 0.00 | 15.00 | \$ 450,352 | \$ 315,246 |
| 3.d.ii | 13.00 | 12.00 | 0.00 | 12.00 | \$ 466,244 | \$ 361,339 |
| 4.b.i | 22.00 | 22.00 | 0.00 | 22.00 | \$ 401,539 | \$ 401,539 |
| 4.c.ii | 16.00 | 16.00 | 0.00 | 16.00 | \$ 331,801 | \$ 331,801 |



Department of Health

Medicaid Redesign Team

New York State Department of Health
Delivery System Reform Incentive Payment (DSRIP) Program

*Achievement Value (AV) Scorecard
NYU Langone Brooklyn PPS*

Print Summary

Print All

| AV Adjustments (Column F) | | | | | | | |
|---------------------------|---------------|---------------|-------------|---------------|-----------|------------------|----------------------------|
| Total | 171.50 | 151.50 | 0.00 | 151.50 | \$ | 4,998,959 | \$ 3,674,503 |



Save & Return

Print

Achievement Value (AV) Scorecard DY5, Q2 July 1, 2019 - September 30, 2019 (Payment NYU Langone Brooklyn PPS - Domain 1 Organizational AVs

| Domain I Organizational Scoresheet | | | | | | |
|--|-----------------|---------------|-------------|-------------|-------------|-------------|
| Domain I Organizational | Review Status | AVs Available | AVs Awarded | Adjustments | Net AVs | AV |
| Workforce Strategy | Complete | 1.00 | 1.00 | 0.00 | 1.00 | 100% |
| Section 01 - Budget | Complete | 1.00 | 1.00 | 0.00 | 1.00 | 100% |
| Section 02 - Governance | Complete | 1.00 | 1.00 | 0.00 | 1.00 | 100% |
| Section 03 - Financial Sustainability | Complete | 1.00 | 1.00 | 0.00 | 1.00 | 100% |
| Section 04 - Cultural Competency & Health Literacy | Complete | 1.00 | 1.00 | 0.00 | 1.00 | 100% |
| Section 05 - IT Systems and Processes | Complete | N/A | N/A | N/A | N/A | N/A |
| Section 06 - Performance Reporting | Complete | N/A | N/A | N/A | N/A | N/A |
| Section 07 - Practitioner Engagement | Complete | N/A | N/A | N/A | N/A | N/A |
| Section 08 - Population Health Management | Complete | N/A | N/A | N/A | N/A | N/A |
| Section 09 - Clinical Integration | Complete | N/A | N/A | N/A | N/A | N/A |
| Section 10 - General Project Reporting | Complete | N/A | N/A | N/A | N/A | N/A |
| Total | Complete | 5.00 | 5.00 | 0.00 | 5.00 | 100% |

Net Organizational AVs Awarded: 5 out of 5

Hide Reviewer Comments

| Workforce Strategy | | | | | | | |
|-----------------------------------|------------|--|-------------------|--------------------|------------------|-----------------|------------|
| Process Measure | AV Driving | Milestone | Required Due Date | Committed Due Date | Milestone Status | Reviewer Status | AV Awarded |
| Workforce Strategy Budget Updates | ● | | | | | | |
| | ● | Workforce Strategy Spending (Baseline) | Ongoing | N/A | Completed | Pass & Complete | |



Save & Return

Print

Achievement Value (AV) Scorecard DY5, Q2 July 1, 2019 - September 30, 2019 (Payment NYU Langone Brooklyn PPS - Domain 1 Organizational AVs

| | | | | | | | |
|---|--|---|-----------|-----|------------|-----------------|---|
| | | | | | | | |
| Additional Workforce Strategy Budget Updates (non AV-driving) | | 1. Define target workforce state (in line with DSRIP program's goals) | N/A | N/A | In Process | Pass & Ongoing | 1 |
| | | 2. Create a workforce transition roadmap for achieving defined target workforce | N/A | N/A | In Process | Pass & Ongoing | |
| | | 3. Perform detailed gap analysis between current state assessment of workforce and projected future state | N/A | N/A | In Process | Pass & Ongoing | |
| | | 4. Produce a compensation and benefit analysis, covering impacts on both retrained and redeployed staff, as well as new hires, particularly focusing on full and partial placements | 6/30/2016 | N/A | Completed | Pass & Complete | |
| | | 5. Develop training strategy | 9/30/2016 | N/A | Completed | Pass & Complete | |
| | | Major Risks to Implementation & Risk Mitigation Strategies | N/A | N/A | In Process | Pass & Ongoing | |



Save & Return

Print

Achievement Value (AV) Scorecard DY5, Q2 July 1, 2019 - September 30, 2019 (Payment NYU Langone Brooklyn PPS - Domain 1 Organizational AVs)

| | | | | | | | |
|---|--------------|--|-----|-----|------------|----------------|-----|
| Additional Workforce Strategy Topic Areas | ● | | | | | | N/A |
| | ● | Major Dependencies on Organizational Workstreams | N/A | N/A | In Process | Pass & Ongoing | |
| | ● | Roles and Responsibilities | N/A | N/A | In Process | Pass & Ongoing | |
| | ● | Key Stakeholders | N/A | N/A | In Process | Pass & Ongoing | |
| | ● | IT Expectations | N/A | N/A | In Process | Pass & Ongoing | |
| | ● | Progress Reporting | N/A | N/A | In Process | Pass & Ongoing | |
| | Total | | | | | | |

| Section 01 - Budget | | | | | | | |
|---------------------|------------|---|-------------------|--------------------|------------------|-----------------|------------|
| Process Measure | AV Driving | Milestone | Required Due Date | Committed Due Date | Milestone Status | Reviewer Status | AV Awarded |
| | ● | Module 1.1 - PPS Budget Report (Baseline) | Ongoing | N/A | Completed | Pass & Complete | |



Save & Return

Print

Achievement Value (AV) Scorecard DY5, Q2 July 1, 2019 - September 30, 2019 (Payment NYU Langone Brooklyn PPS - Domain 1 Organizational AVs)

| | | | | | | | | | |
|---|--------------|--|---------|-----|------------|-----------------|---|----------|--|
| Quarterly Project Reports, Project Budget and Flow of Funds | ● | Module 1.2 - PPS Budget Report (Quarterly) | Ongoing | N/A | In Process | Pass & Ongoing | 1 | | |
| | ● | Module 1.3 - PPS Flow of Funds (Baseline) | Ongoing | N/A | Completed | Pass & Complete | | | |
| | ● | Module 1.4 - PPS Flow of Funds (Quarterly) | Ongoing | N/A | In Process | Pass & Ongoing | | | |
| | ● | Quarterly Progress Reports | N/A | N/A | In Process | Pass & Ongoing | | | |
| | Total | | | | | | | 1 | |

| Section 02 - Governance | | | | | | | |
|-------------------------|------------|--|-------------------|--------------------|------------------|-----------------|------------|
| Process Measure | AV Driving | Milestone | Required Due Date | Committed Due Date | Milestone Status | Reviewer Status | AV Awarded |
| Governance Structure | ● | 1. Finalize governance structure and sub-committee structure | 9/30/2015 | N/A | Completed | Pass & Complete | |
| | ● | 2. Establish a clinical governance structure, including clinical quality committees for each DSRIP project | 12/31/2015 | N/A | Completed | Pass & Complete | |



Save & Return

Print

Achievement Value (AV) Scorecard DY5, Q2 July 1, 2019 - September 30, 2019 (Payment NYU Langone Brooklyn PPS - Domain 1 Organizational AVs)

| | | | | | | | |
|---|---|--|------------|-----------|-----------------|-----------------|-----|
| Updates | | | | | | | 1 |
| | ● | 3. Finalize bylaws and policies or Committee Guidelines where applicable | 9/30/2015 | N/A | Completed | Pass & Complete | |
| Governance Process Update | ● | 4. Establish governance structure reporting and monitoring processes | 12/31/2015 | N/A | Completed | Pass & Complete | |
| | ● | 5. Finalize community engagement plan, including communications with the public and non-provider organizations (e.g. schools, churches, homeless services, | 3/31/2016 | N/A | Completed | Pass & Complete | N/A |
| ● | 6. Finalize partnership agreements or contracts with CBOs | N/A | N/A | Completed | Pass & Complete | | |
| Additional Governance Milestones (non AV-driving) | ● | 7. Finalize agency coordination plan aimed at engaging appropriate public sector agencies at state and local levels (e.g. local departments of health and | N/A | N/A | Completed | Pass & Complete | |
| | ● | 8. Finalize workforce communication and engagement plan | 6/30/2016 | N/A | Completed | Pass & Complete | |



Save & Return

Print

Achievement Value (AV) Scorecard DY5, Q2 July 1, 2019 - September 30, 2019 (Payment NYU Langone Brooklyn PPS - Domain 1 Organizational AVs

| | | | | | | | | | |
|-----------------------------------|--------------|--|-----|-----|------------|-----------------|-----|----------|--|
| | ● | 9. Inclusion of CBOs in PPS Implementation | N/A | N/A | Completed | Pass & Complete | | | |
| | ● | Major Risks to Implementation & Risk Mitigation Strategies | N/A | N/A | In Process | Pass & Ongoing | | | |
| | ● | Major Dependencies on Organizational Workstreams | N/A | N/A | In Process | Pass & Ongoing | | | |
| | ● | Roles and Responsibilities | N/A | N/A | In Process | Pass & Ongoing | | | |
| Additional Governance Topic Areas | ● | Key Stakeholders | N/A | N/A | In Process | Pass & Ongoing | N/A | | |
| | ● | IT Expectations | N/A | N/A | In Process | Pass & Ongoing | | | |
| | ● | Progress Reporting | N/A | N/A | In Process | Pass & Ongoing | | | |
| | Total | | | | | | | 1 | |



Save & Return

Print

Achievement Value (AV) Scorecard DY5, Q2 July 1, 2019 - September 30, 2019 (Payment NYU Langone Brooklyn PPS - Domain 1 Organizational AVs

| Process Measure | AV Driving | Milestone | Required Due Date | Committed Due Date | Milestone Status | Reviewer Status | AV Awarded | |
|----------------------------|------------|---|-------------------|--------------------|------------------|-----------------|------------|--|
| Financial Stability Update | ● | 1. Finalize PPS finance structure, including reporting structure | 12/31/2015 | N/A | Completed | Pass & Complete | 1 | |
| | | | | | | | | |
| | ● | 2. Perform network financial health current state assessment and develop financial sustainability strategy to address key issues. | 3/31/2016 | N/A | Completed | Pass & Complete | | |
| | | | | | | | | |
| | ● | 3. Finalize Compliance Plan consistent with New York State Social Services Law 363-d | 12/31/2015 | N/A | Completed | Pass & Complete | | |
| | | | | | | | | |
| | ● | 4. Develop a Value Based Needs Assessment "VNA" | 3/31/2017 | N/A | Completed | Pass & Complete | | |
| | | | | | | | | |
| | ● | Major Risks to Implementation & Risk Mitigation Strategies | N/A | N/A | In Process | Pass & Ongoing | | |
| | | | | | | | | |
| | ● | Major Dependencies on Organizational Workstreams | N/A | N/A | In Process | Pass & Ongoing | | |
| | | | | | | | | |



Save & Return

Print

Achievement Value (AV) Scorecard DY5, Q2 July 1, 2019 - September 30, 2019 (Payment NYU Langone Brooklyn PPS - Domain 1 Organizational AVs)

| | | | | | | | |
|--|---|----------------------------|-----|-----|------------|----------------|----------|
| Additional Financial Stability Topic Areas | ● | Roles and Responsibilities | N/A | N/A | In Process | Pass & Ongoing | N/A |
| | | | | | | | |
| | ● | Key Stakeholders | N/A | N/A | In Process | Pass & Ongoing | |
| | | | | | | | |
| | ● | IT Expectations | N/A | N/A | In Process | Pass & Ongoing | |
| | | | | | | | |
| | ● | Progress Reporting | N/A | N/A | In Process | Pass & Ongoing | |
| | | | | | | | |
| Total | | | | | | | 1 |

| Section 04 - Cultural Competency & Health Literacy | | | | | | | |
|--|------------|--|-------------------|--------------------|------------------|-----------------|------------|
| Process Measure | AV Driving | Milestone | Required Due Date | Committed Due Date | Milestone Status | Reviewer Status | AV Awarded |
| Cultural Competency /Health Literacy | ● | 1. Finalize cultural competency / health literacy strategy. | 12/31/2015 | N/A | Completed | Pass & Complete | 1 |
| | | | | | | | |
| | ● | 2. Develop a training strategy focused on addressing the drivers of health disparities (beyond the availability of language-appropriate material). | 6/30/2016 | N/A | Completed | Pass & Complete | |
| | | | | | | | |



Save & Return

Print

Achievement Value (AV) Scorecard DY5, Q2 July 1, 2019 - September 30, 2019 (Payment NYU Langone Brooklyn PPS - Domain 1 Organizational AVs)

| | | | | | | | |
|---|--------------------|--|-----|------------|----------------|----------------|----------|
| Additional Cultural Competency /Health Literacy Topic Areas | ● | Major Risks to Implementation & Risk Mitigation Strategies | N/A | N/A | In Process | Pass & Ongoing | N/A |
| | | | | | | | |
| | ● | Major Dependencies on Organizational Workstreams | N/A | N/A | In Process | Pass & Ongoing | |
| | | | | | | | |
| | ● | Roles and Responsibilities | N/A | N/A | In Process | Pass & Ongoing | |
| | | | | | | | |
| | ● | Key Stakeholders | N/A | N/A | In Process | Pass & Ongoing | |
| | | | | | | | |
| ● | IT Expectations | N/A | N/A | In Process | Pass & Ongoing | N/A | |
| | | | | | | | |
| ● | Progress Reporting | N/A | N/A | In Process | Pass & Ongoing | N/A | |
| | | | | | | | |
| Total | | | | | | | 1 |

| Section 05 - IT Systems and Processes | | | | | | | |
|---------------------------------------|------------|-----------|-------------------|--------------------|------------------|-----------------|------------|
| Process Measure | AV Driving | Milestone | Required Due Date | Committed Due Date | Milestone Status | Reviewer Status | AV Awarded |



Save & Return

Print

Achievement Value (AV) Scorecard DY5, Q2 July 1, 2019 - September 30, 2019 (Payment NYU Langone Brooklyn PPS - Domain 1 Organizational AVs

| | | | | | | | | |
|--------------------------|---|--|-----------|-----|------------|-----------------|-----|--|
| IT Systems and Processes | ● | 1. Perform current state assessment of IT capabilities across network, identifying any critical gaps, including readiness for data sharing and the implementation of interoperable IT platform(s). | 3/31/2016 | N/A | Complete | Pass & Complete | N/A | |
| | | | | | | | | |
| | ● | 2. Develop an IT Change Management Strategy. | 6/30/2016 | N/A | Complete | Pass & Complete | | |
| | | | | | | | | |
| | ● | 3. Develop roadmap to achieving clinical data sharing and interoperable systems across PPS network | 3/31/2017 | N/A | Complete | Pass & Complete | | |
| | | | | | | | | |
| | ● | 4. Develop a specific plan for engaging attributed members in Qualifying Entities | 3/31/2017 | N/A | Complete | Pass & Complete | | |
| | | | | | | | | |
| | ● | 5. Develop a data security and confidentiality plan. | 6/30/2016 | N/A | Complete | Pass & Complete | | |
| | | | | | | | | |
| | ● | Major Risks to Implementation & Risk Mitigation Strategies | N/A | N/A | In Process | Pass & Ongoing | | |
| | | | | | | | | |
| | ● | Major Dependencies on Organizational Workstreams | N/A | N/A | In Process | Pass & Ongoing | | |



Save & Return

Print

Achievement Value (AV) Scorecard DY5, Q2 July 1, 2019 - September 30, 2019 (Payment NYU Langone Brooklyn PPS - Domain 1 Organizational AVs)

| | | | | | | | |
|---|---|----------------------------|-----|-----|------------|----------------|----------|
| Additional IT Systems and Processes Topic Areas | ● | | | | | | N/A |
| | ● | Roles and Responsibilities | N/A | N/A | In Process | Pass & Ongoing | |
| | ● | | | | | | |
| | ● | Key Stakeholders | N/A | N/A | In Process | Pass & Ongoing | |
| | ● | Progress Reporting | N/A | N/A | In Process | Pass & Ongoing | |
| Total | | | | | | | 0 |

| Section 06 - Performance Reporting | | | | | | | |
|------------------------------------|------------|--|-------------------|--------------------|------------------|-----------------|------------|
| Process Measure | AV Driving | Milestone | Required Due Date | Committed Due Date | Milestone Status | Reviewer Status | AV Awarded |
| Performance Reporting | ● | 1. Establish reporting structure for PPS-wide performance reporting and communication. | 3/31/2017 | N/A | Completed | Pass & Complete | N/A |
| | ● | 2. Develop training program for organizations and individuals throughout the network, focused on clinical quality and performance reporting. | N/A | N/A | In Process | Pass & Ongoing | N/A |



Save & Return

Print

Achievement Value (AV) Scorecard DY5, Q2 July 1, 2019 - September 30, 2019 (Payment NYU Langone Brooklyn PPS - Domain 1 Organizational AVs

| | | | | | | | | |
|--|--------------------|--|-----|------------|----------------|----------------|----------|--|
| Additional Performance Reporting Topic Areas | ● | Major Risks to Implementation & Risk Mitigation Strategies | N/A | N/A | In Process | Pass & Ongoing | N/A | |
| | | | | | | | | |
| | ● | Major Dependencies on Organizational Workstreams | N/A | N/A | In Process | Pass & Ongoing | | |
| | | | | | | | | |
| | ● | Roles and Responsibilities | N/A | N/A | In Process | Pass & Ongoing | | |
| | | | | | | | | |
| ● | Key Stakeholders | N/A | N/A | In Process | Pass & Ongoing | | | |
| | | | | | | | | |
| ● | IT Expectations | N/A | N/A | In Process | Pass & Ongoing | | | |
| | | | | | | | | |
| ● | Progress Reporting | N/A | N/A | In Process | Pass & Ongoing | | | |
| | | | | | | | | |
| Total | | | | | | | 0 | |

| Section 07 - Practitioner Engagement | | | | | | | |
|--------------------------------------|------------|---|-------------------|--------------------|------------------|-----------------|------------|
| Process Measure | AV Driving | Milestone | Required Due Date | Committed Due Date | Milestone Status | Reviewer Status | AV Awarded |
| | ● | 1. Develop Practitioners communication and engagement plan. | 12/31/2016 | N/A | Completed | Pass & Complete | |



Save & Return

Print

Achievement Value (AV) Scorecard DY5, Q2 July 1, 2019 - September 30, 2019 (Payment NYU Langone Brooklyn PPS - Domain 1 Organizational AVs

| | | | | | | | |
|--|--------------------|--|-----|------------|----------------|----------------|-----|
| Practitioner Engagement | ● | | | | | Pass & Ongoing | N/A |
| | ● | 2. Develop training / education plan targeting practitioners and other professional groups, designed to educate them about the DSRIP program and your PPS-specific quality improvement agenda. | N/A | N/A | In Process | | |
| Additional Practitioner Engagement Topic Areas | ● | Major Risks to Implementation & Risk Mitigation Strategies | N/A | N/A | In Process | Pass & Ongoing | N/A |
| | ● | | | | | | |
| | ● | Major Dependencies on Organizational Workstreams | N/A | N/A | In Process | Pass & Ongoing | |
| | ● | | | | | | |
| | ● | Roles and Responsibilities | N/A | N/A | In Process | Pass & Ongoing | |
| | ● | Key Stakeholders | N/A | N/A | In Process | Pass & Ongoing | |
| | ● | | | | | | |
| ● | IT Expectations | N/A | N/A | In Process | Pass & Ongoing | | |
| ● | | | | | | | |
| ● | Progress Reporting | N/A | N/A | In Process | Pass & Ongoing | | |



Save & Return

Print

Achievement Value (AV) Scorecard DY5, Q2 July 1, 2019 - September 30, 2019 (Payment NYU Langone Brooklyn PPS - Domain 1 Organizational AVs

| | | | | | | | |
|--------------|--|--|--|--|--|--|----------|
| | | | | | | | |
| Total | | | | | | | 0 |

Section 08 - Population Health Management

| Process Measure | AV Driving | Milestone | Required Due Date | Committed Due Date | Milestone Status | Reviewer Status | AV Awarded |
|--|------------|--|-------------------|--------------------|------------------|-----------------|------------|
| Population Health | ● | 1. Develop population health management roadmap. | 3/31/2017 | N/A | Complete | Pass & Complete | N/A |
| | ● | 2. Finalize PPS-wide bed reduction plan. | N/A | N/A | In Process | Pass & Ongoing | N/A |
| Additional Population Health Topic Areas | ● | Major Risks to Implementation & Risk Mitigation Strategies | N/A | N/A | In Process | Pass & Ongoing | N/A |
| | ● | Major Dependencies on Organizational Workstreams | N/A | N/A | In Process | Pass & Ongoing | |
| | ● | Roles and Responsibilities | N/A | N/A | In Process | Pass & Ongoing | |
| | ● | Key Stakeholders | N/A | N/A | In Process | Pass & Ongoing | |



Save & Return

Print

Achievement Value (AV) Scorecard DY5, Q2 July 1, 2019 - September 30, 2019 (Payment NYU Langone Brooklyn PPS - Domain 1 Organizational AVs)

| | | | | | |
|--------------|--------------------|-----|-----|------------|----------------|
| ● | IT Expectations | N/A | N/A | In Process | Pass & Ongoing |
| | | | | | |
| ● | Progress Reporting | N/A | N/A | In Process | Pass & Ongoing |
| | | | | | |
| Total | | | | | |
| 0 | | | | | |

| Section 09 - Clinical Integration | | | | | | | |
|-----------------------------------|------------|--|-------------------|--------------------|------------------|-----------------|------------|
| Process Measure | AV Driving | Milestone | Required Due Date | Committed Due Date | Milestone Status | Reviewer Status | AV Awarded |
| Clinical Integration | ● | 1. Perform a clinical integration 'needs assessment'. | 3/31/2017 | N/A | Completed | Pass & Complete | N/A |
| | | | | | | | |
| Clinical Integration | ● | 2. Develop a Clinical Integration strategy. | N/A | N/A | In Process | Pass & Ongoing | N/A |
| | | | | | | | |
| | ● | Major Risks to Implementation & Risk Mitigation Strategies | N/A | N/A | In Process | Pass & Ongoing | |
| | | | | | | | |
| | | Major Dependencies on Organizational Workstreams | N/A | N/A | In Process | Pass & Ongoing | |
| | ● | Roles and Responsibilities | N/A | N/A | In Process | Pass & Ongoing | |
| | | | | | | | |



Save & Return

Print

Achievement Value (AV) Scorecard DY5, Q2 July 1, 2019 - September 30, 2019 (Payment NYU Langone Brooklyn PPS - Domain 1 Organizational AVs

| | | | | | | | |
|---|---|--------------------|-----|-----|------------|----------------|-----|
| Additional Clinical Integration Topic Areas | ● | | | | | | N/A |
| | ● | Key Stakeholders | N/A | N/A | In Process | Pass & Ongoing | |
| | ● | | | | | | |
| | ● | IT Expectations | N/A | N/A | In Process | Pass & Ongoing | |
| | ● | Progress Reporting | N/A | N/A | In Process | Pass & Ongoing | |
| Total | | | | | | 0 | |



Save & Return

Print

Achievement Value (AV) Scorecard DY5, Q2 July 1, 2019 - September 30, 2019 (Payment Quarter)
NYU Langone Brooklyn PPS AV Adjustments

| AV Adjustment Scoresheet | | | | | | | | |
|--|-----------------|-------------------------|---------------------|-------------------|---------------|--------------|-----------------|---------------|
| Adjustment | AVs Per Project | Total Projects Selected | Total AVs Available | Total AVs Awarded | | Adjusted AVs | Net AVs Awarded | |
| | | | | Net Awarded | Percentage AV | | Net Awarded | Percentage AV |
| Organizational Adjustments (applied to all projects) | 5.00 | 9.00 | 45.00 | 45.00 | 100% | 0.00 | 45.00 | 100% |
| Project Adjustments (applied to one project only) | Various | 9.00 | 126.50 | 106.50 | 84% | 0.00 | 106.50 | 84% |
| Total | | | 171.50 | 151.50 | 88% | 0.00 | 151.50 | 88% |

Hide Reviewer Comments

Organizational

Project Adjustments

| No AV Adjustments | |
|-------------------|--|
| ● | Please note that there are no AV adjustments for NYU Langone Brooklyn PPS in DY2, Q1 |



Save & Return

Print

Achievement Value (AV) Scorecard DY5, Q2 July 1, 2019 - September 30, 2019 (Payment Quarter)
NYU Langone Brooklyn PPS - Project 2.a.i

| Project Snapshot | |
|-----------------------|--|
| Project Domain | System Transformation Projects (Domain 2) |
| Project ID | 2.a.i |
| Project Title | Create an Integrated Delivery System focused on Evidence Based Medicine and Population Health Management |

| Payment Snapshot | |
|----------------------------------|------------|
| DY5, Q2 Payment Available | \$ 908,453 |
| DY5, Q2 Payment Earned | \$ 654,994 |

| 2.a.i Scoresheet | | | | | | | | | |
|--------------------------|------------------------------------|-----------------|---------------|-----------------|---------------|------------------------|----------------------------|------------------------|-------------------------|
| Domain | Component | Review Status | AVs Available | Net AVs Awarded | Percentage AV | Domain Funding % (DY5) | Domain Funding % (DY5, Q2) | Payment Available (\$) | Net Payment Earned (\$) |
| Domain 1 | Domain 1 Organizational | Complete | 5.00 | 5.00 | 100% | 0% | 0% | - | - |
| | Project Implementation Speed | N/A | N/A | N/A | 0% | | | | |
| | Patient Engagement Speed | N/A | N/A | N/A | 0% | | | | |
| Domain 1 Subtotal | | | 5.00 | 5.00 | 100% | 0% | 0% | - | - |
| Domain 2 | Domain 2 Pay for Reporting (P4R) | Complete | 5.00 | 5.00 | 100% | 7% | 7% | 63,592 | 63,592 |
| | Domain 2 Pay for Performance (P4P) | Complete | 10.00 | 7.00 | 70% | 93% | 93% | 844,861 | 591,403 |
| Domain 2 Subtotal | | | 15.00 | 12.00 | 80% | 100% | 100% | 908,453 | 654,994 |
| Total | | Complete | 20.00 | 17.00 | 85% | 100% | 100% | 908,453 | 654,994 |

Total Project 2.a.i AVs Awarded: 17 out of 20

Hide Reviewer Comments

| Domain 1 Project Milestones - Project 2.a.i | | | | | | |
|---|--|-------------------|--------------------|------------------|-----------------|-------------|
| AV Driving | Project Requirement and Metric/Deliverable | Required Due Date | Committed Due Date | Milestone Status | Reviewer Status | AVs Awarded |
| ● | Module 1 - Major risks to implementation and mitigation strategies | Ongoing | N/A | | Pass & Ongoing | N/A |
| | <i>Enter Reviewer Comment</i> | | | | | |



Save & Return

Print

Achievement Value (AV) Scorecard DYS, Q2 July 1, 2019 - September 30, 2019 (Payment Quarter)
NYU Langone Brooklyn PPS - Project 2.a.i

| | | | | | | |
|--------------|---|---------|-----|-----------|---------------|-------------|
| ● | Module 2 - Project Implementation Speed | Ongoing | N/A | Completed | Please Select | N/A |
| | Enter Reviewer Comment | | | | | |
| Total | | | | | | 0.00 |

| Domain 1 Project Prescribed Milestones - Project 2.a.i | | | | | | |
|--|--|-------------------|--------------------|------------------|-----------------|-------------|
| AV Driving | Project Requirement and Metric/Deliverable | Required Due Date | Committed Due Date | Milestone Status | Reviewer Status | AVs Awarded |
| ● | 1. All PPS providers must be included in the Integrated Delivery System. The IDS should include all medical, behavioral, post-acute, long-term care, and community-based service providers within the PPS network; additionally, the IDS structure must include payers and social service organizations, as necessary to support its strategy. | 9/30/2018 | 9/30/2018 | Completed | Pass & Complete | N/A |
| Enter Reviewer Comment | | | | | | |
| ● | 2. Utilize partnering HH and ACO population health management systems and capabilities to implement the PPS' strategy towards evolving into an IDS. | 3/31/2017 | 3/31/2017 | Completed | Pass & Complete | N/A |
| Enter Reviewer Comment | | | | | | |
| ● | 3. Ensure patients receive appropriate health care and community support, including medical and behavioral health, post-acute care, long term care and public health services. | 3/31/2017 | 3/31/2017 | Completed | Pass & Complete | N/A |
| Enter Reviewer Comment | | | | | | |
| ● | 4. Ensure that all PPS safety net providers are actively sharing EHR systems with local health information exchange/RHIO/SHIN-NY and sharing health information among clinical partners, including directed exchange (secure messaging), alerts and patient record look up, by the end of Demonstration Year (DY) 3. | 3/31/2018 | 3/31/2018 | Completed | Pass & Complete | N/A |



Save & Return

Print

Achievement Value (AV) Scorecard DY5, Q2 July 1, 2019 - September 30, 2019 (Payment Quarter)
NYU Langone Brooklyn PPS - Project 2.a.i

| | | | | | | |
|---|---|-----------|-----------|------------|-----------------|-----|
| | <i>Enter Reviewer Comment</i> | | | | | |
| ● | 5. Ensure that EHR systems used by participating safety net providers meet Meaningful Use and PCMH Level 3 standards and/or APCM by the end of Demonstration Year 3. | 3/31/2018 | 3/31/2018 | Completed | Pass & Complete | N/A |
| | <i>Enter Reviewer Comment</i> | | | | | |
| ● | 6. Perform population health management by actively using EHRs and other IT platforms, including use of targeted patient registries, for all participating safety net providers. | 3/31/2017 | 3/31/2017 | Completed | Pass & Complete | N/A |
| | <i>Enter Reviewer Comment</i> | | | | | |
| ● | 7. Achieve 2014 Level 3 PCMH primary care certification and/or meet state-determined criteria for Advanced Primary Care Models for all participating PCPs, expand access to primary care providers, and meet EHR Meaningful Use standards by the end of DY 3. | 3/31/2018 | 3/31/2018 | Completed | Fail | N/A |
| | <i>Enter Reviewer Comment</i> | | | | | |
| ● | 8. Contract with Medicaid Managed Care Organizations and other payers, as appropriate, as an integrated system and establish value-based payment arrangements. | | | In Process | Pass & Ongoing | N/A |
| | <i>Enter Reviewer Comment</i> | | | | | |
| ● | 9. Establish monthly meetings with Medicaid MCOs to discuss utilization trends, performance issues, and payment reform. | 3/31/2017 | 3/31/2017 | Completed | Pass & Complete | N/A |
| | <i>Enter Reviewer Comment</i> | | | | | |
| ● | 10. Re-enforce the transition towards value-based payment reform by aligning provider compensation to patient outcomes. | 9/30/2018 | 9/30/2018 | Completed | Pass & Complete | N/A |
| | <i>Enter Reviewer Comment</i> | | | | | |



Save & Return

Print

Achievement Value (AV) Scorecard DYS, Q2 July 1, 2019 - September 30, 2019 (Payment Quarter)
NYU Langone Brooklyn PPS - Project 2.a.i

| | | | | | | |
|--------------|--|-----------|-----------|-----------|-----------------|-------------|
| ● | 11. Engage patients in the integrated delivery system through outreach and navigation activities, leveraging community health workers, peers, and culturally competent community-based organizations, as | 9/30/2018 | 9/30/2018 | Completed | Pass & Complete | N/A |
| | <i>Enter Reviewer Comment</i> | | | | | |
| Total | | | | | | 0.00 |

| Domain 2 Pay for Reporting | | | |
|-------------------------------|---|-----------------|-------------|
| AV Driving | Measure | Reviewer Status | AVs Awarded |
| ● | Medicaid Spending on ER and Inpatient Services ± | Pass & Ongoing | 1 |
| <i>Enter Reviewer Comment</i> | | | |
| ● | Medicaid spending on Primary Care and community based behavioral health care | Pass & Ongoing | 1 |
| <i>Enter Reviewer Comment</i> | | | |
| ● | Percent of eligible providers with participating agreements with RHIOs, meeting Meaningful Use criteria and able to participate in bidirectional exchange | Pass & Ongoing | 1 |
| <i>Enter Reviewer Comment</i> | | | |
| ● | Percent of PCP meeting PCMH (NCQA) or Advance Primary Care (SHIP) standards | Pass & Ongoing | 1 |
| <i>Enter Reviewer Comment</i> | | | |
| ● | Percent of total Medicaid provider reimbursement received through sub-capitation or other forms of non-FFS reimbursement | Pass & Ongoing | 1 |
| <i>Enter Reviewer Comment</i> | | | |
| Total | | | 5.00 |

Save & Return

Print

Achievement Value (AV) Scorecard DYS, Q2 July 1, 2019 - September 30, 2019 (Payment Quarter)
NYU Langone Brooklyn PPS - Project 2.a.i

| Domain 2 Pay for Performance | | | |
|------------------------------|--|-----------------|-------------|
| AV Driving | Measure | Reviewer Status | AVS Awarded |
| ● | Adult Access to Preventive or Ambulatory Care - 20 to 44 years | Fail | 0 |
| | <i>Enter Reviewer Comment</i> | | |
| ● | Adult Access to Preventive or Ambulatory Care - 45 to 64 years | Fail | 0 |
| | <i>Enter Reviewer Comment</i> | | |
| ● | Adult Access to Preventive or Ambulatory Care - 65 and older | Fail | 0 |
| | <i>Enter Reviewer Comment</i> | | |
| ● | CAHPS Measures - Care Coordination with provider up-to-date about care received from other providers | Pass & Ongoing | 1 |
| | <i>Enter Reviewer Comment</i> | | |
| ● | Children's Access to Primary Care- 12 to 24 months | Pass & Ongoing | 0.25 |
| | <i>Enter Reviewer Comment</i> | | |
| ● | Children's Access to Primary Care- 25 months to 6 years | Pass & Ongoing | 0.25 |
| | <i>Enter Reviewer Comment</i> | | |
| ● | Children's Access to Primary Care- 7 to 11 years | Fail | 0 |
| | <i>Enter Reviewer Comment</i> | | |
| ● | Children's Access to Primary Care- 12 to 19 years | Fail | 0 |
| | <i>Enter Reviewer Comment</i> | | |
| ● | Getting Timely Appointments, Care and information (Q6, 8, 10, and 12) | Pass & Ongoing | 1 |
| | <i>Enter Reviewer Comment</i> | | |
| ● | H-CAHPS – Care Transition Metrics | Fail | 0 |
| | <i>Enter Reviewer Comment</i> | | |
| ● | Potentially Avoidable Emergency Room Visits | Pass & Ongoing | 1 |
| | <i>Enter Reviewer Comment</i> | | |
| ● | Potentially Avoidable Readmissions | Pass & Ongoing | 1 |
| | <i>Enter Reviewer Comment</i> | | |
| ● | PDI 90– Composite of all measures +/- | Pass & Ongoing | 1 |
| | <i>Enter Reviewer Comment</i> | | |
| ● | PQI 90 – Composite of all measures +/- | Pass & Ongoing | 1 |
| | <i>Enter Reviewer Comment</i> | | |



Department of Health

Medicaid Redesign Team

New York State Department of Health
Delivery System Reform Incentive Payment (DSRIP) Program

Save & Return

Print

Achievement Value (AV) Scorecard DYS, Q2 July 1, 2019 - September 30, 2019 (Payment Quarter)
NYU Langone Brooklyn PPS - Project 2.a.i

| | | | |
|-------------------------------|--|----------------|-------------|
| ● | Primary Care - Length of Relationship - Q3 | Pass & Ongoing | 0.5 |
| <i>Enter Reviewer Comment</i> | | | |
| ● | Primary Care - Usual Source of Care - Q4 | Fail | 0 |
| <i>Enter Reviewer Comment</i> | | | |
| Total | | | 7.00 |

Save & Return

Print

Achievement Value (AV) Scorecard DY5, Q2 July 1, 2019 - September 30, 2019 (Payment Quarter)
NYU Langone Brooklyn PPS - Project 2.b.iii

| Project Snapshot | |
|------------------|--|
| Project Domain | System Transformation Projects |
| Project ID | 2.b.iii |
| Project Title | ED care triage for at-risk populations |

| Payment Snapshot | |
|---------------------------|------------|
| DY5, Q2 Payment Available | \$ 648,296 |
| DY5, Q2 Payment Earned | \$ 467,422 |

| 2.b.iii Scoresheet | | | | | | | | | |
|--------------------------|------------------------------------|-----------------|---------------|-----------------|---------------|------------------------|----------------------------|------------------------|-------------------------|
| Domain | Component | Review Status | AVs Available | Net AVs Awarded | Percentage AV | Domain Funding % (DY5) | Domain Funding % (DY5, Q2) | Payment Available (\$) | Net Payment Earned (\$) |
| Domain 1 | Domain 1 Organizational | Complete | 5.00 | 5.00 | 100% | 0% | 0% | - | - |
| | Project Implementation Speed | N/A | N/A | N/A | 0% | | | | |
| | Patient Engagement Speed | N/A | N/A | N/A | 0% | | | | |
| Domain 1 Subtotal | | | 5.00 | 5.00 | 100% | 0% | 0% | - | - |
| Domain 2 | Domain 2 Pay for Reporting (P4R) | Complete | 5.00 | 5.00 | 100% | 7% | 7% | 45,381 | 45,381 |
| | Domain 2 Pay for Performance (P4P) | Complete | 10.00 | 7.00 | 70% | 93% | 93% | 602,916 | 422,041 |
| Domain 2 Subtotal | | | 15.00 | 12.00 | 80% | 100% | 100% | 648,296 | 467,422 |
| Total | | Complete | 20.00 | 17.00 | 85% | 100% | 100% | 648,296 | 467,422 |

Total Project 2.b.iii AVs Awarded: 17 out of 20

Hide Reviewer Comments

| Domain 1 Project Milestones - Project 2.b.iii | | | | | | |
|---|--|-------------------|--------------------|------------------|-----------------|-------------|
| AV Driving | Project Requirement and Metric/Deliverable | Required Due Date | Committed Due Date | Milestone Status | Reviewer Status | AVs Awarded |
| | Module 1 - Major risks to implementation and mitigation strategies | Ongoing | N/A | In Process | Pass & Ongoing | N/A |

Save & Return

Print

Achievement Value (AV) Scorecard DY5, Q2 July 1, 2019 - September 30, 2019 (Payment Quarter)
NYU Langone Brooklyn PPS - Project 2.b.iii

| | | | | | | |
|--------------|---|---------|-----|-----------|---------------|-------------|
| | <i>Enter Reviewer Comment</i> | | | | | |
| ● | Module 2 - Project Implementation Speed | Ongoing | N/A | Completed | Please Select | N/A |
| | <i>Enter Reviewer Comment</i> | | | | | |
| ● | Module 3 - Patient Engagement Speed | Ongoing | N/A | Completed | Please Select | N/A |
| | <i>Enter Reviewer Comment</i> | | | | | |
| Total | | | | | | 0.00 |

| Domain 1 Project Prescribed Milestones - Project 2.b.iii | | | | | | |
|--|--|-------------------|--------------------|------------------|-----------------|-------------|
| AV Driving | Project Requirement and Metric/Deliverable | Required Due Date | Committed Due Date | Milestone Status | Reviewer Status | AVs Awarded |
| ● | 1. Establish ED care triage program for at-risk populations | 3/31/2018 | 3/31/2018 | Completed | Pass & Complete | N/A |
| | <i>Enter Reviewer Comment</i> | | | | | |
| ● | 2. Participating EDs will establish partnerships to community primary care providers with an emphasis on those that are PCMHs and have open access scheduling. a. Achieve NCQA 2014 Level 3 Medical Home standards or NYS Advanced Primary Care Model standards by the end of DSRIP Year 3. b. Develop process and procedures to establish connectivity between the emergency department and community primary care providers. | 3/31/2018 | 3/31/2018 | Completed | Fail | N/A |
| | <i>Enter Reviewer Comment</i> | | | | | |



Save & Return

Print

Achievement Value (AV) Scorecard DY5, Q2 July 1, 2019 - September 30, 2019 (Payment Quarter)
NYU Langone Brooklyn PPS - Project 2.b.iii

| | | | | | | |
|--------------|--|-----------|-----------|-----------|----------------------------------|-------------|
| ● | 3. For patients presenting with minor illnesses who do not have a primary care provider: a. Patient navigators will assist the presenting patient to receive an immediate appointment with a primary care provider, after required medical screening examination, to validate a non-emergency need. b. Patient navigator will assist the patient with identifying and accessing needed community support resources. c. Patient navigator will assist the member in receiving a timely appointment with that provider's office (for patients with a primary care | 3/31/2018 | 3/31/2018 | Completed | Pass & Complete | N/A |
| | <i>Enter Reviewer Comment</i> | | | | | |
| ● | 4. Established protocols allowing ED and first responders - under supervision of the ED practitioners - to transport patients with non-acute disorders to alternate care sites including the PCMH to receive more appropriate level of care. (This requirement is optional.) | 3/31/2017 | 3/31/2017 | Completed | Pass (with Exception) & Complete | N/A |
| | <i>Enter Reviewer Comment</i> | | | | | |
| ● | 5. Use EHRs and other technical platforms to track all patients engaged in the project. | 3/31/2017 | 3/31/2017 | Completed | Pass & Complete | N/A |
| | <i>Enter Reviewer Comment</i> | | | | | |
| Total | | | | | | 0.00 |

| Domain 2 Pay for Reporting | | | |
|-------------------------------|---|-----------------|-------------|
| AV Driving | Measure | Reviewer Status | AVS Awarded |
| ● | Medicaid Spending on ER and Inpatient Services ± | Pass & Ongoing | 1 |
| <i>Enter Reviewer Comment</i> | | | |
| ● | Medicaid spending on Primary Care and community based behavioral health care | Pass & Ongoing | 1 |
| <i>Enter Reviewer Comment</i> | | | |
| ● | Percent of eligible providers with participating agreements with RHIOs, meeting Meaningful Use criteria and | Pass & Ongoing | 1 |

Save & Return

Print

Achievement Value (AV) Scorecard DY5, Q2 July 1, 2019 - September 30, 2019 (Payment Quarter)
NYU Langone Brooklyn PPS - Project 2.b.iii

| | | | |
|--------------|--|----------------|-------------|
| | <i>Enter Reviewer Comment</i> | | |
| ● | Percent of PCP meeting PCMH (NCQA) or Advance Primary Care (SHIP) standards | Pass & Ongoing | 1 |
| | <i>Enter Reviewer Comment</i> | | |
| ● | Percent of total Medicaid provider reimbursement received through sub-capitation or other forms of non-FFS | Pass & Ongoing | 1 |
| | <i>Enter Reviewer Comment</i> | | |
| Total | | | 5.00 |

| Domain 2 Pay for Performance | | | |
|------------------------------|--|-----------------|-------------|
| AV Driving | Measure | Reviewer Status | AVS Awarded |
| ● | Adult Access to Preventive or Ambulatory Care - 20 to 44 years | Fail | 0 |
| | <i>Enter Reviewer Comment</i> | | |
| ● | Adult Access to Preventive or Ambulatory Care - 45 to 64 years | Fail | 0 |
| | <i>Enter Reviewer Comment</i> | | |
| ● | Adult Access to Preventive or Ambulatory Care - 65 and older | Fail | 0 |
| | <i>Enter Reviewer Comment</i> | | |
| ● | CAHPS Measures - Care Coordination with provider up-to-date about care received from other providers | Pass & Ongoing | 1 |
| | <i>Enter Reviewer Comment</i> | | |
| ● | Children's Access to Primary Care- 12 to 24 months | Pass & Ongoing | 0.25 |
| | <i>Enter Reviewer Comment</i> | | |
| ● | Children's Access to Primary Care- 25 months to 6 years | Pass & Ongoing | 0.25 |
| | <i>Enter Reviewer Comment</i> | | |
| ● | Children's Access to Primary Care- 7 to 11 years | Fail | 0 |
| | <i>Enter Reviewer Comment</i> | | |
| ● | Children's Access to Primary Care- 12 to 19 years | Fail | 0 |
| | <i>Enter Reviewer Comment</i> | | |
| ● | Getting Timely Appointments, Care and information (Q6, 8, 10, and 12) | Pass & Ongoing | 1 |
| | <i>Enter Reviewer Comment</i> | | |
| ● | H-CAHPS – Care Transition Metrics | Fail | 0 |
| | <i>Enter Reviewer Comment</i> | | |
| ● | Potentially Avoidable Emergency Room Visits | Pass & Ongoing | 1 |



Save & Return

Print

Achievement Value (AV) Scorecard DY5, Q2 July 1, 2019 - September 30, 2019 (Payment Quarter)
NYU Langone Brooklyn PPS - Project 2.b.iii

| | | | |
|--------------|--|----------------|-------------|
| ● | <i>Enter Reviewer Comment</i> | | |
| ● | Potentially Avoidable Readmissions | Pass & Ongoing | 1 |
| | <i>Enter Reviewer Comment</i> | | |
| ● | PDI 90- Composite of all measures +/- | Pass & Ongoing | 1 |
| | <i>Enter Reviewer Comment</i> | | |
| ● | PQI 90 - Composite of all measures +/- | Pass & Ongoing | 1 |
| | <i>Enter Reviewer Comment</i> | | |
| ● | Primary Care - Length of Relationship - Q3 | Pass & Ongoing | 0.5 |
| | <i>Enter Reviewer Comment</i> | | |
| ● | Primary Care - Usual Source of Care - Q4 | Fail | 0 |
| | <i>Enter Reviewer Comment</i> | | |
| Total | | | 7.00 |

Save & Return

Print

Achievement Value (AV) Scorecard DY5, Q2 July 1, 2019 - September 30, 2019 (Payment Quarter)
NYU Langone Brooklyn PPS - Project 2.b.ix

| Project Snapshot | |
|------------------|---|
| Project Domain | System Transformation Projects (Domain 2) |
| Project ID | 2.b.ix |
| Project Title | Implementation of observational programs in hospitals |

| Payment Snapshot | |
|---------------------------|------------|
| DY5, Q2 Payment Available | \$ 582,633 |
| DY5, Q2 Payment Earned | \$ 420,079 |

| 2.b.ix Scoresheet | | | | | | | | | |
|--------------------------|------------------------------------|-----------------|---------------|-----------------|---------------|------------------------|----------------------------|------------------------|-------------------------|
| Domain | Component | Review Status | AVs Available | Net AVs Awarded | Percentage AV | Domain Funding % (DY5) | Domain Funding % (DY5, Q2) | Payment Available (\$) | Net Payment Earned (\$) |
| Domain 1 | Domain 1 Organizational | Complete | 5.00 | 5.00 | 100% | 0% | 0% | - | - |
| | Project Implementation Speed | N/A | N/A | N/A | 0% | | | | |
| | Patient Engagement Speed | N/A | N/A | N/A | 0% | | | | |
| Domain 1 Subtotal | | | 5.00 | 5.00 | 100% | 0% | 0% | - | - |
| Domain 2 | Domain 2 Pay for Reporting (P4R) | Complete | 5.00 | 5.00 | 100% | 7% | 7% | 40,784 | 40,784 |
| | Domain 2 Pay for Performance (P4P) | Complete | 10.00 | 7.00 | 70% | 93% | 93% | 541,849 | 379,294 |
| Domain 2 Subtotal | | | 15.00 | 12.00 | 80% | 100% | 100% | 582,633 | 420,079 |
| Total | | Complete | 20.00 | 17.00 | 85% | 100% | 100% | 582,633 | 420,079 |

Total Project 2.b.ix AVs Awarded: 17 out of 20

Hide Reviewer Comments

| Domain 1 Project Milestones - Project 2.b.ix | | | | | | |
|--|--|-------------------|--------------------|------------------|-----------------|-------------|
| AV Driving | Project Requirement and Metric/Deliverable | Required Due Date | Committed Due Date | Milestone Status | Reviewer Status | AVs Awarded |
| | Module 1 - Major risks to implementation and mitigation strategies | Ongoing | N/A | In Process | Pass & Ongoing | N/A |

Save & Return

Print

Achievement Value (AV) Scorecard DY5, Q2 July 1, 2019 - September 30, 2019 (Payment Quarter)
NYU Langone Brooklyn PPS - Project 2.b.ix

| | | | | | | |
|--------------|---|---------|-----|-----------|---------------|-------------|
| | <i>Enter Reviewer Comment</i> | | | | | |
| ● | Module 2 - Project Implementation Speed | Ongoing | N/A | Completed | Please Select | N/A |
| | <i>Enter Reviewer Comment</i> | | | | | |
| ● | Module 3 - Patient Engagement Speed | Ongoing | N/A | Completed | Please Select | N/A |
| | <i>Enter Reviewer Comment</i> | | | | | |
| Total | | | | | | 0.00 |

| Domain 1 Project Prescribed Milestones - Project 2.b.ix | | | | | | |
|---|---|-------------------|--------------------|------------------|-----------------|-------------|
| AV Driving | Project Requirement and Metric/Deliverable | Required Due Date | Committed Due Date | Milestone Status | Reviewer Status | AVs Awarded |
| ● | 1. Establish appropriately sized and staffed observation (OBS) units in close proximity to ED services, unless the services required are better provided in another unit. When the latter occurs, care coordination must still be provided. | 9/30/2017 | 9/30/2017 | Completed | Pass & Complete | N/A |
| | <i>Enter Reviewer Comment</i> | | | | | |
| ● | 2. Create clinical and financial model to support the need for the unit. | 9/30/2017 | 9/30/2017 | Completed | Pass & Complete | N/A |
| | <i>Enter Reviewer Comment</i> | | | | | |
| ● | 3. Utilize care coordination services to ensure safe discharge either to the community or a step down level of service, such as behavioral health or assisted living/SNF. | 3/31/2017 | 3/31/2017 | Completed | Pass & Complete | N/A |
| | <i>Enter Reviewer Comment</i> | | | | | |



Save & Return

Print

Achievement Value (AV) Scorecard DY5, Q2 July 1, 2019 - September 30, 2019 (Payment Quarter)
NYU Langone Brooklyn PPS - Project 2.b.ix

| | | | | | | |
|-------------------------------|---|-----------|-----------|-----------|-----------------|-------------|
| ● | 4. Ensure that all PPS safety net providers are actively sharing EHR systems with local health information exchange/RHIO/SHIN-NY and sharing health information among clinical partners, including Direct exchange (secure messaging), alerts and patient record look up by the end of Demonstration Year (DY) 3. | 9/30/2017 | 9/30/2017 | Completed | Pass & Complete | N/A |
| <i>Enter Reviewer Comment</i> | | | | | | |
| ● | 5. Use EHRs and other technical platforms to track all patients engaged in the project. | 3/31/2017 | 3/31/2017 | Completed | Pass & Complete | N/A |
| <i>Enter Reviewer Comment</i> | | | | | | |
| Total | | | | | | 0.00 |

| Domain 2 Pay for Reporting | | | |
|-------------------------------|---|-----------------|-------------|
| AV Driving | Measure | Reviewer Status | AVS Awarded |
| ● | Medicaid Spending on ER and Inpatient Services ± | Pass & Ongoing | 1 |
| <i>Enter Reviewer Comment</i> | | | |
| ● | Medicaid spending on Primary Care and community based behavioral health care | Pass & Ongoing | 1 |
| <i>Enter Reviewer Comment</i> | | | |
| ● | Percent of eligible providers with participating agreements with RHIOs, meeting Meaningful Use criteria and | Pass & Ongoing | 1 |
| <i>Enter Reviewer Comment</i> | | | |
| ● | Percent of PCP meeting PCMH (NCQA) or Advance Primary Care (SHIP) standards | Pass & Ongoing | 1 |
| <i>Enter Reviewer Comment</i> | | | |
| ● | Percent of total Medicaid provider reimbursement received through sub-capitation or other forms of non-FFS | Pass & Ongoing | 1 |
| <i>Enter Reviewer Comment</i> | | | |
| Total | | | 5.00 |

| Domain 2 Pay for Performance | | | |
|------------------------------|--|-----------------|-------------|
| AV Driving | Measure | Reviewer Status | AVS Awarded |
| ● | Adult Access to Preventive or Ambulatory Care - 20 to 44 years | Fail | 0 |



Save & Return

Print

Achievement Value (AV) Scorecard DY5, Q2 July 1, 2019 - September 30, 2019 (Payment Quarter) NYU Langone Brooklyn PPS - Project 2.b.ix

| | | | |
|---|--|----------------|------|
| ● | <i>Enter Reviewer Comment</i> | | |
| ● | Adult Access to Preventive or Ambulatory Care - 45 to 64 years | Fail | 0 |
| | <i>Enter Reviewer Comment</i> | | |
| ● | Adult Access to Preventive or Ambulatory Care - 65 and older | Fail | 0 |
| | <i>Enter Reviewer Comment</i> | | |
| ● | CAHPS Measures - Care Coordination with provider up-to-date about care received from other providers | Pass & Ongoing | 1 |
| | <i>Enter Reviewer Comment</i> | | |
| ● | Children's Access to Primary Care- 12 to 24 months | Pass & Ongoing | 0.25 |
| | <i>Enter Reviewer Comment</i> | | |
| ● | Children's Access to Primary Care- 25 months to 6 years | Pass & Ongoing | 0.25 |
| | <i>Enter Reviewer Comment</i> | | |
| ● | Children's Access to Primary Care- 7 to 11 years | Fail | 0 |
| | <i>Enter Reviewer Comment</i> | | |
| ● | Children's Access to Primary Care- 12 to 19 years | Fail | 0 |
| | <i>Enter Reviewer Comment</i> | | |
| ● | Getting Timely Appointments, Care and information (Q6, 8, 10, and 12) | Pass & Ongoing | 1 |
| | <i>Enter Reviewer Comment</i> | | |
| ● | H-CAHPS – Care Transition Metrics | Fail | 0 |
| | <i>Enter Reviewer Comment</i> | | |
| ● | Potentially Avoidable Emergency Room Visits | Pass & Ongoing | 1 |
| | <i>Enter Reviewer Comment</i> | | |
| ● | Potentially Avoidable Readmissions | Pass & Ongoing | 1 |
| | <i>Enter Reviewer Comment</i> | | |
| ● | PDI 90– Composite of all measures +/- | Pass & Ongoing | 1 |
| | <i>Enter Reviewer Comment</i> | | |
| ● | PQI 90 – Composite of all measures +/- | Pass & Ongoing | 1 |
| | <i>Enter Reviewer Comment</i> | | |
| ● | Primary Care - Length of Relationship - Q3 | Pass & Ongoing | 0.5 |
| | <i>Enter Reviewer Comment</i> | | |
| ● | Primary Care - Usual Source of Care - Q4 | Fail | 0 |



Save & Return

Print

*Achievement Value (AV) Scorecard DY5, Q2 July 1, 2019 - September 30, 2019 (Payment Quarter)
NYU Langone Brooklyn PPS - Project 2.b.ix*

| | |
|--------------|------------------------|
| ■ | Enter Reviewer Comment |
| Total | 7.00 |

Save & Return

Print

Achievement Value (AV) Scorecard DY5, Q2 July 1, 2019 - September 30, 2019 (Payment Quarter)
NYU Langone Brooklyn PPS - Project 2.c.i

| Project Snapshot | |
|-----------------------|---|
| Project Domain | System Transformation Projects (Domain 2) |
| Project ID | 2.c.i |
| Project Title | To develop a community based health navigation service to assist patients to access healthcare services efficiently |

| Payment Snapshot | |
|----------------------------------|------------|
| DY5, Q2 Payment Available | \$ 610,356 |
| DY5, Q2 Payment Earned | \$ 440,066 |

| 2.c.i Scoresheet | | | | | | | | | |
|--------------------------|------------------------------------|-----------------|---------------|-----------------|---------------|------------------------|----------------------------|------------------------|-------------------------|
| Domain | Component | Review Status | AVs Available | Net AVs Awarded | Percentage AV | Domain Funding % (DY5) | Domain Funding % (DY5, Q2) | Payment Available (\$) | Net Payment Earned (\$) |
| Domain 1 | Domain 1 Organizational | Complete | 5.00 | 5.00 | 100% | 0% | 0% | - | - |
| | Project Implementation Speed | N/A | N/A | N/A | 0% | | | | |
| | Patient Engagement Speed | N/A | N/A | N/A | 0% | | | | |
| Domain 1 Subtotal | | | 5.00 | 5.00 | 100% | 0% | 0% | - | - |
| Domain 2 | Domain 2 Pay for Reporting (P4R) | Complete | 5.00 | 5.00 | 100% | 7% | 7% | 42,725 | 42,725 |
| | Domain 2 Pay for Performance (P4P) | Complete | 10.00 | 7.00 | 70% | 93% | 93% | 567,631 | 397,341 |
| Domain 2 Subtotal | | | 15.00 | 12.00 | 80% | 100% | 100% | 610,356 | 440,066 |
| Total | | Complete | 20.00 | 17.00 | 85% | 100% | 100% | 610,356 | 440,066 |

Total Project 2.c.i AVs Awarded: 17 out of 20

Hide Reviewer Comments

| Domain 1 Project Milestones - Project 2.c.i | | | | | | |
|---|--|-------------------|--------------------|------------------|-----------------|-------------|
| AV Driving | Project Requirement and Metric/Deliverable | Required Due Date | Committed Due Date | Milestone Status | Reviewer Status | AVs Awarded |
| | Module 1 - Major risks to implementation and mitigation strategies | Ongoing | N/A | In Process | Pass & Ongoing | N/A |

Save & Return

Print

Achievement Value (AV) Scorecard DY5, Q2 July 1, 2019 - September 30, 2019 (Payment Quarter)
NYU Langone Brooklyn PPS - Project 2.c.i

| | | | | | | |
|--------------|---|---------|-----|-----------|---------------|-------------|
| | <i>Enter Reviewer Comment</i> | | | | | |
| ● | Module 2 - Project Implementation Speed | Ongoing | N/A | Completed | Please Select | N/A |
| | <i>Enter Reviewer Comment</i> | | | | | |
| ● | Module 3 - Patient Engagement Speed | Ongoing | N/A | Completed | Please Select | N/A |
| | <i>Enter Reviewer Comment</i> | | | | | |
| Total | | | | | | 0.00 |

| Domain 1 Project Prescribed Milestones - Project 2.c.i | | | | | | |
|--|---|-------------------|--------------------|------------------|-----------------|-------------|
| AV Driving | Project Requirement and Metric/Deliverable | Required Due Date | Committed Due Date | Milestone Status | Reviewer Status | AVs Awarded |
| ● | 1. Create community-based health navigation services, with the goal of assisting patients in accessing healthcare services efficiently. | 9/30/2017 | 9/30/2017 | Completed | Pass & Complete | N/A |
| | <i>Enter Reviewer Comment</i> | | | | | |
| ● | 2. Develop a community care resource guide to assist the community resources and ensure compliance with protocols, under direction from a collaborating program oversight group of medical/behavioral health, community nursing, and social support services providers. | 3/31/2017 | 3/31/2017 | Completed | Pass & Complete | N/A |
| | <i>Enter Reviewer Comment</i> | | | | | |
| ● | 3. Recruit for community navigators, ideally spearheaded by residents in the targeted area to ensure community familiarity. | 3/31/2017 | 3/31/2017 | Completed | Pass & Complete | N/A |
| | <i>Enter Reviewer Comment</i> | | | | | |
| ● | 4. Resource appropriately for the community navigators, evaluating placement and service type. | 9/30/2017 | 9/30/2017 | Completed | Pass & Complete | N/A |



Save & Return

Print

Achievement Value (AV) Scorecard DY5, Q2 July 1, 2019 - September 30, 2019 (Payment Quarter)
NYU Langone Brooklyn PPS - Project 2.c.i

| | | | | | | |
|--------------|--|-----------|-----------|-----------|-----------------|-------------|
| | <i>Enter Reviewer Comment</i> | | | | | |
| ● | 5. Provide community navigators with access to non-clinical resources, such as transportation and housing services. | 9/30/2017 | 9/30/2017 | Completed | Pass & Complete | N/A |
| | <i>Enter Reviewer Comment</i> | | | | | |
| ● | 6. Establish case loads and discharge processes to ensure efficiency in the system for community navigators who are following patients longitudinally. | 3/31/2017 | 3/31/2017 | Completed | Pass & Complete | N/A |
| | <i>Enter Reviewer Comment</i> | | | | | |
| ● | 7. Market the availability of community-based navigation services. | 3/31/2017 | 3/31/2017 | Completed | Pass & Complete | N/A |
| | <i>Enter Reviewer Comment</i> | | | | | |
| ● | 8. Use EHRs and other technical platforms to track all patients engaged in the project. | 3/31/2017 | 3/31/2017 | Completed | Pass & Complete | N/A |
| | <i>Enter Reviewer Comment</i> | | | | | |
| Total | | | | | | 0.00 |

| Domain 2 Pay for Reporting | | | |
|----------------------------|---|-----------------|-------------|
| AV Driving | Measure | Reviewer Status | AVS Awarded |
| ● | Medicaid Spending on ER and Inpatient Services ± | Pass & Ongoing | 1 |
| | <i>Enter Reviewer Comment</i> | | |
| ● | Medicaid spending on Primary Care and community based behavioral health care | Pass & Ongoing | 1 |
| | <i>Enter Reviewer Comment</i> | | |
| ● | Percent of eligible providers with participating agreements with RHIOs, meeting Meaningful Use criteria and | Pass & Ongoing | 1 |
| | <i>Enter Reviewer Comment</i> | | |
| ● | Percent of PCP meeting PCMH (NCQA) or Advance Primary Care (SHIP) standards | Pass & Ongoing | 1 |

Save & Return

Print

Achievement Value (AV) Scorecard DY5, Q2 July 1, 2019 - September 30, 2019 (Payment Quarter)
NYU Langone Brooklyn PPS - Project 2.c.i

| | | | |
|--------------|--|----------------|-------------|
| | <i>Enter Reviewer Comment</i> | | |
| | Percent of total Medicaid provider reimbursement received through sub-capitation or other forms of non-FFS | Pass & Ongoing | 1 |
| | <i>Enter Reviewer Comment</i> | | |
| Total | | | 5.00 |

| Domain 2 Pay for Performance | | | |
|------------------------------|--|-----------------|-------------|
| AV Driving | Measure | Reviewer Status | AVS Awarded |
| | Adult Access to Preventive or Ambulatory Care - 20 to 44 years | Fail | 0 |
| | <i>Enter Reviewer Comment</i> | | |
| | Adult Access to Preventive or Ambulatory Care - 45 to 64 years | Fail | 0 |
| | <i>Enter Reviewer Comment</i> | | |
| | Adult Access to Preventive or Ambulatory Care - 65 and older | Fail | 0 |
| | <i>Enter Reviewer Comment</i> | | |
| | CAHPS Measures - Care Coordination with provider up-to-date about care received from other providers | Pass & Ongoing | 1 |
| | <i>Enter Reviewer Comment</i> | | |
| | Children's Access to Primary Care- 12 to 24 months | Pass & Ongoing | 0.25 |
| | <i>Enter Reviewer Comment</i> | | |
| | Children's Access to Primary Care- 25 months to 6 years | Pass & Ongoing | 0.25 |
| | <i>Enter Reviewer Comment</i> | | |
| | Children's Access to Primary Care- 7 to 11 years | Fail | 0 |
| | <i>Enter Reviewer Comment</i> | | |
| | Children's Access to Primary Care- 12 to 19 years | Fail | 0 |
| | <i>Enter Reviewer Comment</i> | | |
| | Getting Timely Appointments, Care and information (Q6, 8, 10, and 12) | Pass & Ongoing | 1 |
| | <i>Enter Reviewer Comment</i> | | |
| | H-CAHPS – Care Transition Metrics | Fail | 0 |
| | <i>Enter Reviewer Comment</i> | | |
| | Potentially Avoidable Emergency Room Visits | Pass & Ongoing | 1 |
| | <i>Enter Reviewer Comment</i> | | |
| | Potentially Avoidable Readmissions | Pass & Ongoing | 1 |



Save & Return

Print

Achievement Value (AV) Scorecard DY5, Q2 July 1, 2019 - September 30, 2019 (Payment Quarter)
NYU Langone Brooklyn PPS - Project 2.c.i

| | | | |
|--------------|--|----------------|-------------|
| ● | <i>Enter Reviewer Comment</i> | | |
| ● | PDI 90– Composite of all measures +/- | Pass & Ongoing | 1 |
| | <i>Enter Reviewer Comment</i> | | |
| ● | PQI 90 – Composite of all measures +/- | Pass & Ongoing | 1 |
| | <i>Enter Reviewer Comment</i> | | |
| ● | Primary Care - Length of Relationship - Q3 | Pass & Ongoing | 0.5 |
| | <i>Enter Reviewer Comment</i> | | |
| ● | Primary Care - Usual Source of Care - Q4 | Fail | 0 |
| | <i>Enter Reviewer Comment</i> | | |
| Total | | | 7.00 |



Save & Return

Print

Achievement Value (AV) Scorecard DY5, Q2 July 1, 2019 - September 30, 2019 (Payment Quarter)
NYU Langone Brooklyn PPS - Project 3.a.i

| Project Snapshot | |
|------------------|--|
| Project Domain | Clinical Improvement Projects (Domain 3) |
| Project ID | 3.a.i |
| Project Title | Integration of primary care and behavioral health services |

| Payment Snapshot | |
|---------------------------|------------|
| DY5, Q2 Payment Available | \$ 599,284 |
| DY5, Q2 Payment Earned | \$ 282,016 |

| 3.a.i Scoresheet | | | | | | | | | |
|--------------------------|----------------------------------|-----------------|---------------|-----------------|---------------|------------------------|----------------------------|------------------------|-------------------------|
| Domain | Component | Review Status | AVs Available | Net AVs Awarded | Percentage AV | Domain Funding % (DY5) | Domain Funding % (DY5, Q2) | Payment Available (\$) | Net Payment Earned (\$) |
| Domain 1 | Domain 1 Organizational | Complete | 5.00 | 5.00 | 100% | 0% | 0% | - | - |
| | Project Implementation Speed | N/A | N/A | N/A | 0% | | | | |
| | Patient Engagement Speed | N/A | N/A | N/A | 0% | | | | |
| Domain 1 Subtotal | | | 5.00 | 5.00 | 100% | 0% | 0% | - | - |
| Domain 3 | Domain 3 Pay for Reporting (P4R) | Complete | 10.00 | 10.00 | 100% | 10% | 10% | 59,928 | 59,928 |
| | Domain 3 Pay for Performance | | 8.50 | 3.50 | 41% | 90% | 90% | 539,356 | 222,088 |
| Domain 3 Subtotal | | | 18.50 | 13.50 | 73% | 100% | 100% | 599,284 | 282,016 |
| Total | | Complete | 23.50 | 18.50 | 79% | 100% | 100% | 599,284 | 282,016 |

Total Project 3.a.i AVs Awarded: 18.5 out of 23.5

Hide Reviewer Comments

| Domain 1 Project Milestones - Project 3.a.i | | | | | | |
|---|--|-------------------|--------------------|------------------|-----------------|-------------|
| AV Driving | Project Requirement and Metric/Deliverable | Required Due Date | Committed Due Date | Milestone Status | Reviewer Status | AVs Awarded |
| | Module 1 - Major risks to implementation and mitigation strategies | Ongoing | N/A | In Process | Pass & Ongoing | N/A |



Save & Return

Print

Achievement Value (AV) Scorecard DY5, Q2 July 1, 2019 - September 30, 2019 (Payment Quarter)
NYU Langone Brooklyn PPS - Project 3.a.i

| | | | | | | |
|--------------|---|---------|-----|-----------|---------------|-------------|
| | <i>Enter Reviewer Comment</i> | | | | | |
| ● | Module 2 - Project Implementation Speed | Ongoing | N/A | Completed | Please Select | N/A |
| | <i>Enter Reviewer Comment</i> | | | | | |
| ● | Module 3 - Patient Engagement Speed | Ongoing | N/A | Completed | Please Select | N/A |
| | <i>Enter Reviewer Comment</i> | | | | | |
| Total | | | | | | 0.00 |

Domain 1 Project Prescribed Milestones - Project 3.a.i Models 1, 2 and 3

3.a.i Model 1 3.a.i Model 2 3.a.i Model 3

| Model | AV Driving | Project Requirement and Metric/Deliverable | Required Due Date | Committed Due Date | Milestone Status | Reviewer Status | AVs Awarded |
|---------------|-------------------------------|--|-------------------|--------------------|------------------|-----------------|-------------|
| 3.a.i Model 1 | ● | 1. Co-locate behavioral health services at primary care practice sites. All participating primary care practices must meet 2014 NCQA level 3 PCMH or Advance Primary Care Model standards by DY 3. | 3/31/2018 | 3/31/2018 | Completed | Fail | N/A |
| | | <i>Enter Reviewer Comment</i> | | | | | |
| | ● | 2. Develop collaborative evidence-based standards of care including medication management and care engagement process. | 3/31/2017 | 3/31/2017 | Completed | Pass & Complete | N/A |
| | <i>Enter Reviewer Comment</i> | | | | | | |



Save & Return

Print

Achievement Value (AV) Scorecard DY5, Q2 July 1, 2019 - September 30, 2019 (Payment Quarter)
NYU Langone Brooklyn PPS - Project 3.a.i

| | | | | | | | |
|---------------|------------------------|--|-----------|-----------|-----------|-----------------|-----|
| | ● | 3. Conduct preventive care screenings, including behavioral health screenings (PHQ-2 or 9 for those screening positive, SBIRT) implemented for all patients to identify unmet needs. | 3/31/2018 | 3/31/2018 | Completed | Fail | N/A |
| | Enter Reviewer Comment | | | | | | |
| | ● | 4. Use EHRs or other technical platforms to track all patients engaged in this project. | 3/31/2017 | 3/31/2017 | Completed | Pass & Complete | N/A |
| | Enter Reviewer Comment | | | | | | |
| 3.a.i Model 3 | ● | 9. Implement IMPACT Model at Primary Care Sites. | 3/31/2018 | 3/31/2018 | Completed | Pass & Complete | N/A |
| | Enter Reviewer Comment | | | | | | |
| | ● | 10. Utilize IMPACT Model collaborative care standards, including developing coordinated evidence-based care standards and policies and procedures for care engagement. | 3/31/2017 | 3/31/2017 | Completed | Fail | N/A |
| | Enter Reviewer Comment | | | | | | |
| | ● | 11. Employ a trained Depression Care Manager meeting requirements of the IMPACT model. | 3/31/2017 | 3/31/2017 | Completed | Fail | N/A |
| | Enter Reviewer Comment | | | | | | |
| | ● | 12. Designate a Psychiatrist meeting requirements of the IMPACT Model. | 3/31/2017 | 3/31/2017 | Completed | Fail | N/A |
| | Enter Reviewer Comment | | | | | | |
| | ● | 13. Measure outcomes as required in the IMPACT Model. | 3/31/2018 | 3/31/2018 | Completed | Fail | N/A |



Save & Return

Print

Achievement Value (AV) Scorecard DY5, Q2 July 1, 2019 - September 30, 2019 (Payment Quarter)
NYU Langone Brooklyn PPS - Project 3.a.i

| | | | | | | | |
|--------------|---|--|-----------|-----------|-----------|-----------------|-------------|
| | | <i>Enter Reviewer Comment</i> | | | | | |
| | ● | 14. Provide "stepped care" as required by the IMPACT Model. | 3/31/2018 | 3/31/2018 | Completed | Pass & Complete | N/A |
| | | <i>Enter Reviewer Comment</i> | | | | | |
| | ● | 15. Use EHRs or other technical platforms to track all patients engaged in this project. | 3/31/2017 | 3/31/2017 | Completed | Pass & Complete | N/A |
| | | <i>Enter Reviewer Comment</i> | | | | | |
| Total | | | | | | | 0.00 |

| Domain 3 Pay for Performance and Pay for Reporting | | | |
|--|--|-----------------|-------------|
| AV Driving | Measure | Reviewer Status | AVs Awarded |
| ● | Adherence to Antipsychotic Medications for People with Schizophrenia | Pass & Ongoing | 1 |
| ● | Antidepressant Medication Management - Effective Acute Phase Treatment | Pass & Ongoing | 0.5 |
| ● | Antidepressant Medication Management - Effective Continuation Phase Treatment | Pass & Ongoing | 0.5 |
| ● | Cardiovascular Monitoring for People with Cardiovascular Disease and Schizophrenia | Pass & Ongoing | 1 |



Save & Return

Print

*Achievement Value (AV) Scorecard DY5, Q2 July 1, 2019 - September 30, 2019 (Payment Quarter)
NYU Langone Brooklyn PPS - Project 3.a.i*

| | | | |
|---|--|----------------|-----|
| ● | Diabetes Monitoring for People with Diabetes and Schizophrenia | Pass & Ongoing | 1 |
| ● | Diabetes Screening for People with Schizophrenia or Bipolar Disease who are Using Antipsychotic Medication | Pass & Ongoing | 1 |
| ● | Follow-up after hospitalization for Mental Illness - within 30 days | Pass & Ongoing | 0.5 |
| ● | Follow-up after hospitalization for Mental Illness - within 7 days | Pass & Ongoing | 0.5 |
| ● | Follow-up care for Children Prescribed ADHD Medications - Continuation Phase | Pass & Ongoing | 0.5 |
| ● | Follow-up care for Children Prescribed ADHD Medications - Initiation Phase | Pass & Ongoing | 0.5 |
| ● | Engagement of Alcohol and Other Drug Dependence Treatment (initiation and 2 visits within 44 days) | Pass & Ongoing | 0.5 |
| ● | Initiation of Alcohol and Other Drug Dependence Treatment (1 visit within 14 days) | Pass & Ongoing | 0.5 |



Save & Return

Print

*Achievement Value (AV) Scorecard DY5, Q2 July 1, 2019 - September 30, 2019 (Payment Quarter)
NYU Langone Brooklyn PPS - Project 3.a.i*

| | | | |
|--------------|---|----------------|--------------|
| ● | | | |
| ● | Potentially Preventable Emergency Department Visits (for persons with BH diagnosis) ± | Pass & Ongoing | 1 |
| ● | | | |
| ● | Screening for Clinical Depression and follow-up | Pass & Ongoing | 1 |
| | | | |
| Total | | | 10.00 |

| Domain 3 Pay for Performance | | | |
|------------------------------|--|-----------------|-------------|
| AV Driving | Measure | Reviewer Status | AVS Awarded |
| ● | Adherence to Antipsychotic Medications for People with Schizophrenia | Pass & Ongoing | 1 |
| ● | Antidepressant Medication Management - Effective Acute Phase Treatment | Pass & Ongoing | 0.5 |
| ● | Antidepressant Medication Management - Effective Continuation Phase Treatment | N/A | N/A |
| ● | Cardiovascular Monitoring for People with Cardiovascular Disease and Schizophrenia | N/A | N/A |
| ● | Diabetes Monitoring for People with Diabetes and Schizophrenia | Fail | 0 |
| ● | Diabetes Screening for People with Schizophrenia or Bipolar Disease who are Using Antipsychotic Medication | Pass & Ongoing | 1 |
| ● | Follow-up after hospitalization for Mental Illness - within 30 days | Fail | 0 |
| ● | Follow-up after hospitalization for Mental Illness - within 7 days | Fail | 0 |



Save & Return

Print

Achievement Value (AV) Scorecard DY5, Q2 July 1, 2019 - September 30, 2019 (Payment Quarter)
NYU Langone Brooklyn PPS - Project 3.a.i

| | | | |
|--------------|--|----------------|-------------|
| ● | Follow-up care for Children Prescribed ADHD Medications - Continuation Phase | Fail | 0 |
| ● | Follow-up care for Children Prescribed ADHD Medications - Initiation Phase | Fail | 0 |
| ● | Engagement of Alcohol and Other Drug Dependence Treatment (initiation and 2 visits within 44 days) | Fail | 0 |
| ● | Initiation of Alcohol and Other Drug Dependence Treatment (1 visit within 14 days) | Fail | 0 |
| ● | Potentially Preventable Emergency Department Visits (for persons with BH diagnosis) ± | Pass & Ongoing | 1 |
| ● | Screening for Clinical Depression and follow-up | Fail | 0 |
| Total | | | 3.50 |

Save & Return

Print

Achievement Value (AV) Scorecard DY5, Q2 July 1, 2019 - September 30, 2019 (Payment Quarter)
NYU Langone Brooklyn PPS - Project 3.c.i

| Project Snapshot | |
|------------------|--|
| Project Domain | Clinical Improvement Projects (Domain 3) |
| Project ID | 3.c.i |
| Project Title | Evidence-based strategies for disease management in high risk/affected populations. (adult only) |

| Payment Snapshot | |
|---------------------------|------------|
| DY5, Q2 Payment Available | \$ 450,352 |
| DY5, Q2 Payment Earned | \$ 315,246 |

| 3.c.i Scoresheet | | | | | | | | | |
|--------------------------|------------------------------------|-----------------|---------------|-----------------|---------------|------------------------|----------------------------|------------------------|-------------------------|
| Domain | Component | Review Status | AVs Available | Net AVs Awarded | Percentage AV | Domain Funding % (DY5) | Domain Funding % (DY5, Q2) | Payment Available (\$) | Net Payment Earned (\$) |
| Domain 1 | Domain 1 Organizational | Complete | 5.00 | 5.00 | 100% | 0% | 0% | - | - |
| | Project Implementation Speed | N/A | N/A | N/A | 0% | | | | |
| | Patient Engagement Speed | N/A | N/A | N/A | 0% | | | | |
| Domain 1 Subtotal | | | 5.00 | 5.00 | 100% | 0% | 0% | - | - |
| Domain 3 | Domain 3 Pay for Reporting (P4R) | Complete | 6.00 | 6.00 | 100% | 10% | 10% | 45,035 | 45,035 |
| | Domain 3 Pay for Performance (P4P) | | 6.00 | 4.00 | 67% | 90% | 90% | 405,316 | 270,211 |
| Domain 2 Subtotal | | | 12.00 | 10.00 | 83% | 100% | 100% | 450,352 | 315,246 |
| Total | | Complete | 17.00 | 15.00 | 88% | 100% | 100% | 450,352 | 315,246 |

Total Project 3.c.i AVs Awarded: 15 out of 17

Hide Reviewer Comments

| Domain 1 Project Milestones - Project 3.c.i | | | | | | |
|---|--|-------------------|--------------------|------------------|-----------------|-------------|
| AV Driving | Project Requirement and Metric/Deliverable | Required Due Date | Committed Due Date | Milestone Status | Reviewer Status | AVs Awarded |
| | Module 1 - Major risks to implementation and mitigation strategies | Ongoing | N/A | In Process | Pass & Ongoing | N/A |



Save & Return

Print

Achievement Value (AV) Scorecard DY5, Q2 July 1, 2019 - September 30, 2019 (Payment Quarter)
NYU Langone Brooklyn PPS - Project 3.c.i

| | | | | | | |
|--------------|---|---------|-----|-----------|---------------|-------------|
| | <i>Enter Reviewer Comment</i> | | | | | |
| ● | Module 2 - Project Implementation Speed | Ongoing | N/A | Completed | Please Select | N/A |
| | <i>Enter Reviewer Comment</i> | | | | | |
| ● | Module 3 - Patient Engagement Speed | Ongoing | N/A | Completed | Please Select | N/A |
| | <i>Enter Reviewer Comment</i> | | | | | |
| Total | | | | | | 0.00 |

| Domain 1 Project Prescribed Milestones - Project 3.c.i | | | | | |
|--|--|--------------------|------------------|-----------------|-------------|
| AV Driving | Project Requirement and Metric/Deliverable | Committed Due Date | Milestone Status | Reviewer Status | AVs Awarded |
| ● | 1. Implement evidence-based best practices for disease management, specific to diabetes, in community and ambulatory care settings. | 3/31/2018 | Completed | Pass & Complete | N/A |
| | <i>Enter Reviewer Comment</i> | | | | |
| ● | 2. Engage at least 80% of primary care providers within the PPS in the implementation of disease management evidence-based best practices. | 3/31/2017 | Completed | Pass & Ongoing | N/A |
| | <i>Enter Reviewer Comment</i> | | | | |
| ● | 3. Develop care coordination teams (including diabetes educators, nursing staff, behavioral health providers, pharmacy, community health workers, and Health Home care managers) to improve health literacy, patient self-efficacy, and patient self-management. | 3/31/2017 | Completed | Fail | N/A |
| | <i>Enter Reviewer Comment</i> | | | | |
| ● | 4. Develop "hot spotting" strategies, in concert with Health Homes, to implement programs such as the Stanford Model for chronic diseases in high risk neighborhoods. | 3/31/2017 | Completed | Fail | N/A |



Save & Return

Print

Achievement Value (AV) Scorecard DY5, Q2 July 1, 2019 - September 30, 2019 (Payment Quarter)
NYU Langone Brooklyn PPS - Project 3.c.i

| | | | | | |
|--------------|--|-----------|-----------|-----------------|-------------|
| | <i>Enter Reviewer Comment</i> | | | | |
| ● | 5. Ensure coordination with the Medicaid Managed Care organizations serving the target population. | 3/31/2018 | Completed | Pass & Complete | N/A |
| | <i>Enter Reviewer Comment</i> | | | | |
| ● | 6. Use EHRs or other technical platforms to track all patients engaged in this project. | 3/31/2017 | Completed | Pass & Complete | N/A |
| | <i>Enter Reviewer Comment</i> | | | | |
| ● | 7. Meet Meaningful Use and PCMH Level 3 standards and/or APCM by the end of Demonstration Year 3 for EHR systems used by participating safety net providers. | 3/31/2017 | Completed | Fail | N/A |
| | <i>Enter Reviewer Comment</i> | | | | |
| Total | | | | | 0.00 |

| Domain 3 Pay for Reporting | | | |
|----------------------------|---|-----------------|-------------|
| AV Driving | Measure | Reviewer Status | AVs Awarded |
| ● | Comprehensive Diabetes Care: Hemoglobin A1c (HbA1c) Poor Control (>9.0%) ± | Pass & Ongoing | 1 |
| | <i>Enter Reviewer Comment</i> | | |
| ● | Comprehensive Diabetes screening – All Three Tests (HbA1c, dilated eye exam, nephropathy monitor) | Pass & Ongoing | 1 |
| | <i>Enter Reviewer Comment</i> | | |
| ● | Flu Shots for Adults Ages 18 – 64 | Pass & Ongoing | 1 |
| | <i>Enter Reviewer Comment</i> | | |



Save & Return

Print

*Achievement Value (AV) Scorecard DY5, Q2 July 1, 2019 - September 30, 2019 (Payment Quarter)
NYU Langone Brooklyn PPS - Project 3.c.i*

| | | | |
|--------------|--|----------------|-------------|
| ● | Health Literacy - Instructions Easy to Understand | Pass & Ongoing | 0.3333333 |
| ● | Health Literacy - Describing How to Follow Instructions | Pass & Ongoing | 0.3333333 |
| ● | Health Literacy - Explained What To Do If Illness Got Worse | Pass & Ongoing | 0.3333333 |
| ● | Medical Assistance with Smoking and Tobacco Use Cessation - Advised to Quit | Pass & Ongoing | 0.3333333 |
| ● | Medical Assistance with Smoking and Tobacco Use Cessation - Discussed Cessation Medication | Pass & Ongoing | 0.3333333 |
| ● | Medical Assistance with Smoking and Tobacco Use Cessation - Discussed Cessation Strategies | Pass & Ongoing | 0.3333333 |
| ● | Prevention Quality Indicator # 1 (DM Short term complication) ± | Pass & Ongoing | 1 |
| Total | | | 6.00 |

Domain 3 Pay for Performance

Save & Return

Print

*Achievement Value (AV) Scorecard DY5, Q2 July 1, 2019 - September 30, 2019 (Payment Quarter)
NYU Langone Brooklyn PPS - Project 3.c.i*

| AV Driving | Measure | Reviewer Status | AVS Awarded |
|--------------|--|-----------------|-------------|
| ● | Comprehensive Diabetes Care: Hemoglobin A1c (HbA1c) Poor Control (>9.0%) ± | Pass & Ongoing | 1 |
| ● | Comprehensive Diabetes screening – All Three Tests | Pass & Ongoing | 1 |
| ● | Flu Shots for Adults Ages 18 – 64 | Fail | 0 |
| ● | Health Literacy - Instructions Easy to Understand | Pass & Ongoing | 0.333333 |
| ● | Health Literacy - Describing How to Follow Instructions | Fail | 0 |
| ● | Health Literacy - Explained What To Do If Illness Got Worse | Fail | 0 |
| ● | Medical Assistance with Smoking and Tobacco Use Cessation - Advised to Quit | Pass & Ongoing | 0.333333 |
| ● | Medical Assistance with Smoking and Tobacco Use Cessation - Discussed Cessation Medication | Fail | 0 |
| ● | Medical Assistance with Smoking and Tobacco Use Cessation - Discussed Cessation Strategies | Pass & Ongoing | 0.333333 |
| ● | Prevention Quality Indicator # 1 (DM Short term complication) ± | Pass & Ongoing | 1 |
| Total | | | 4.00 |

Save & Return

Print

Achievement Value (AV) Scorecard DY5, Q2 July 1, 2019 - September 30, 2019 (Payment Quarter)
NYU Langone Brooklyn PPS - Project 3.d.ii

| Project Snapshot | |
|------------------|--|
| Project Domain | Clinical Improvement Projects (Domain 3) |
| Project ID | 3.d.ii |
| Project Title | Expansion of asthma home-based self-management program |

| Payment Snapshot | |
|---------------------------|------------|
| DY5, Q2 Payment Available | \$ 466,244 |
| DY5, Q2 Payment Earned | \$ 361,339 |

| 3.d.ii Scoresheet | | | | | | | | | |
|--------------------------|------------------------------------|-----------------|---------------|-----------------|---------------|------------------------|----------------------------|------------------------|-------------------------|
| Domain | Component | Review Status | AVs Available | Net AVs Awarded | Percentage AV | Domain Funding % (DY5) | Domain Funding % (DY5, Q2) | Payment Available (\$) | Net Payment Earned (\$) |
| Domain 1 | Domain 1 Organizational | Complete | 5.00 | 5.00 | 100% | 0% | 0% | - | - |
| | Project Implementation Speed | N/A | N/A | N/A | 0% | | | | |
| | Patient Engagement Speed | N/A | N/A | N/A | 0% | | | | |
| Domain 1 Subtotal | | | 5.00 | 5.00 | 100% | 0% | 0% | - | - |
| Domain 3 | Domain 3 Pay for Reporting (P4R) | Complete | 4.00 | 4.00 | 100% | 10% | 10% | 46,624 | 46,624 |
| | Domain 3 Pay for Performance (P4P) | | 4.00 | 3.00 | 75% | 90% | 90% | 419,620 | 314,715 |
| Domain 3 Subtotal | | | 8.00 | 7.00 | 88% | 100% | 100% | 466,244 | 361,339 |
| Total | | Complete | 13.00 | 12.00 | 92% | 100% | 100% | 466,244 | 361,339 |

Total Project 3.d.ii AVs Awarded: 12 out of 13

Hide Reviewer Comments

| Domain 1 Project Milestones - Project 3.d.ii | | | | | | |
|--|--|-------------------|--------------------|------------------|-----------------|-------------|
| AV Driving | Project Requirement and Metric/Deliverable | Required Due Date | Committed Due Date | Milestone Status | Reviewer Status | AVs Awarded |
| | Module 1 - Major risks to implementation and mitigation strategies | Ongoing | N/A | In Process | Pass & Ongoing | N/A |



Save & Return

Print

Achievement Value (AV) Scorecard DY5, Q2 July 1, 2019 - September 30, 2019 (Payment Quarter)
NYU Langone Brooklyn PPS - Project 3.d.ii

| | | | | | | |
|--------------|---|-----------|-----------|-----------|---------------|-------------|
| | <i>Enter Reviewer Comment</i> | | | | | |
| ● | Module 2 - Project Implementation Speed | 3/31/2017 | 3/31/2017 | Completed | Please Select | N/A |
| | <i>Enter Reviewer Comment</i> | | | | | |
| ● | Module 3 - Patient Engagement Speed | Ongoing | N/A | Completed | Please Select | N/A |
| | <i>Enter Reviewer Comment</i> | | | | | |
| Total | | | | | | 0.00 |

| Domain 1 Project Prescribed Milestones - Project 3.d.ii | | | | | | |
|---|--|-------------------|--------------------|------------------|-----------------|-------------|
| AV Driving | Project Requirement and Metric/Deliverable | Required Due Date | Committed Due Date | Milestone Status | Reviewer Status | AVs Awarded |
| ● | 1. Expand asthma home-based self-management program to include home environmental trigger reduction, self-monitoring, medication use, and medical follow-up. | 3/31/2018 | 3/31/2018 | Completed | Pass & Complete | N/A |
| | <i>Enter Reviewer Comment</i> | | | | | |
| ● | 2. Establish procedures to provide, coordinate, or link the client to resources for evidence-based trigger reduction interventions. Specifically, change the patient's indoor environment to reduce exposure | 3/31/2017 | 3/31/2017 | Completed | Pass & Complete | N/A |
| | <i>Enter Reviewer Comment</i> | | | | | |
| ● | 3. Develop and implement evidence-based asthma management guidelines. | 3/31/2017 | 3/31/2017 | Completed | Pass & Complete | N/A |
| | <i>Enter Reviewer Comment</i> | | | | | |



Save & Return

Print

Achievement Value (AV) Scorecard DY5, Q2 July 1, 2019 - September 30, 2019 (Payment Quarter)
NYU Langone Brooklyn PPS - Project 3.d.ii

| | | | | | | |
|--------------|---|-----------|-----------|-----------|-----------------|-------------|
| ● | 4. Implement training and asthma self-management education services, including basic facts about asthma, proper medication use, identification and avoidance of environmental exposures that worsen asthma, self-monitoring of asthma symptoms and asthma control, and using written asthma action plans. | 3/31/2017 | 3/31/2017 | Completed | Pass & Complete | N/A |
| | <i>Enter Reviewer Comment</i> | | | | | |
| ● | 5. Ensure coordinated care for asthma patients includes social services and support. | 3/31/2018 | 3/31/2018 | Completed | Pass & Complete | N/A |
| | <i>Enter Reviewer Comment</i> | | | | | |
| ● | 6. Implement periodic follow-up services, particularly after ED or hospital visit occurs, to provide patients with root cause analysis of what happened and how to avoid future events. | 3/31/2017 | 3/31/2017 | Completed | Pass & Ongoing | N/A |
| | <i>Enter Reviewer Comment</i> | | | | | |
| ● | 7. Ensure communication, coordination, and continuity of care with Medicaid Managed Care plans, Health Home care managers, primary care providers, and specialty providers. | 3/31/2018 | 3/31/2018 | Completed | Pass & Complete | N/A |
| | <i>Enter Reviewer Comment</i> | | | | | |
| ● | 8. Use EHRs or other technical platforms to track all patients engaged in this project. | 3/31/2017 | 3/31/2017 | Completed | Pass & Complete | N/A |
| | <i>Enter Reviewer Comment</i> | | | | | |
| Total | | | | | | 0.00 |

| Domain 3 Pay for Performance and Pay for Reporting | | | |
|--|---------|-----------------|-------------|
| AV Driving | Measure | Reviewer Status | AVs Awarded |



Save & Return

Print

*Achievement Value (AV) Scorecard DY5, Q2 July 1, 2019 - September 30, 2019 (Payment Quarter)
NYU Langone Brooklyn PPS - Project 3.d.ii*

| | | | |
|--------------|---|----------------|-------------|
| ● | Asthma Medication Ratio (5 – 64 Years) | Pass & Ongoing | 1 |
| ● | Medication Management for People with Asthma (5 - 64 years) - 50% of Treatment days covered | Pass & Ongoing | 0.5 |
| ● | Medication Management for People with Asthma (5 - 64 years) - 75% of Treatment days covered | Pass & Ongoing | 0.5 |
| ● | Pediatric Quality Indicator # 14 Pediatric Asthma ± | Pass & Ongoing | 1 |
| ● | Prevention Quality Indicator # 15 Younger Adult Asthma ± | Pass & Ongoing | 1 |
| Total | | | 4.00 |

| Domain 3 Pay for Performance and Pay for Reporting | | | |
|--|---|-----------------|-------------|
| AV Driving | Measure | Reviewer Status | AVS Awarded |
| ● | Asthma Medication Ratio (5 – 64 Years) | Fail | 0 |
| ● | Medication Management for People with Asthma (5 - 64 years) - 50% of Treatment days covered | Pass & Ongoing | 0.5 |
| ● | Medication Management for People with Asthma (5 - 64 years) - 75% of Treatment days covered | Pass & Ongoing | 0.5 |
| ● | Pediatric Quality Indicator # 14 Pediatric Asthma ± | Pass & Ongoing | 1 |
| ● | Prevention Quality Indicator # 15 Younger Adult Asthma ± | Pass & Ongoing | 1 |
| Total | | | 3.00 |



Save & Return

Print

Achievement Value (AV) Scorecard DY5, Q2 July 1, 2019 - September 30, 2019 (Payment Quarter)
NYU Langone Brooklyn PPS - Project 4.b.i

| Project Snapshot | |
|-----------------------|---|
| Project Domain | Domain 4: Population-wide Projects: New York's |
| Project ID | 4.b.i |
| Project Title | Promote Tobacco Use Cessation, especially among low SES populations and those with poor mental health |

| Payment Snapshot | |
|----------------------------------|------------|
| DY5, Q2 Payment Available | \$ 401,539 |
| DY5, Q2 Payment Earned | \$ 401,539 |

| 4.b.i Scoresheet | | | | | | | | | |
|--------------------------|------------------------------------|-----------------|---------------|-----------------|---------------|------------------------|----------------------------|------------------------|-------------------------|
| Domain | Component | Review Status | AVs Available | Net AVs Awarded | Percentage AV | Domain Funding % (DY5) | Domain Funding % (DY5, Q2) | Payment Available (\$) | Net Payment Earned (\$) |
| Domain 1 | Domain 1 Organizational | Complete | 5.00 | 5.00 | 100% | 0% | 0% | - | - |
| | Project Implementation Speed | N/A | N/A | N/A | 0% | | | | |
| | Patient Engagement Speed | N/A | N/A | N/A | 0% | | | | |
| Domain 1 Subtotal | | | 5.00 | 5.00 | 100% | 0% | 0% | - | - |
| Domain 4 | Domain 4 Pay for Reporting (P4R) | Complete | 17.00 | 17.00 | 100% | 100% | 100% | 401,539 | 401,539 |
| | Domain 4 Pay for Performance (P4P) | N/A | N/A | N/A | N/A | 0% | 0% | - | - |
| Domain 4 Subtotal | | | 17.00 | 17.00 | 100% | 100% | 100% | 401,539 | 401,539 |
| Total | | Complete | 22.00 | 22.00 | 100% | 100% | 100% | 401,539 | 401,539 |

Total Project 4.b.i AVs Awarded: 22 out of 22

Hide Reviewer Comments

| Domain 4 Pay for Performance and Pay for Reporting - Project 4.b.i (all Milestones are P4R in DY2) | | | |
|--|---|-----------------|-------------|
| AV Driving | Measure | Reviewer Status | AVs Awarded |
| | Percentage of premature death (before age 65 years) | Pass & Ongoing | 1 |



Save & Return

Print

Achievement Value (AV) Scorecard DY5, Q2 July 1, 2019 - September 30, 2019 (Payment Quarter)
NYU Langone Brooklyn PPS - Project 4.b.i

| | | | |
|---|--|----------------|---|
| | <i>Enter Reviewer Comment</i> | | |
| ● | Percentage of premature death (before age 65 years) – Ratio of Black non-Hispanics to White non-Hispanics | Pass & Ongoing | 1 |
| | <i>Enter Reviewer Comment</i> | | |
| ● | Percentage of premature death (before age 65 years) – Ratio of Hispanics to White non-Hispanics | Pass & Ongoing | 1 |
| | <i>Enter Reviewer Comment</i> | | |
| ● | Age-adjusted preventable hospitalizations rate per 10,000 - Aged 18+ years | Pass & Ongoing | 1 |
| | <i>Enter Reviewer Comment</i> | | |
| ● | Age-adjusted preventable hospitalizations rate per 10,000 - Aged 18+ years – Ratio of Black non-Hispanics to White non-Hispanics | Pass & Ongoing | 1 |
| | <i>Enter Reviewer Comment</i> | | |
| ● | Age-adjusted preventable hospitalizations rate per 10,000 - Aged 18+ years – Ratio of Hispanics to White non-Hispanics | Pass & Ongoing | 1 |
| | <i>Enter Reviewer Comment</i> | | |
| ● | Percentage of adults with health insurance - Aged 18- 64 years | Pass & Ongoing | 1 |
| | <i>Enter Reviewer Comment</i> | | |
| ● | Age-adjusted percentage of adults who have a regular health care provider - Aged 18+ years | Pass & Ongoing | 1 |
| | <i>Enter Reviewer Comment</i> | | |



Save & Return

Print

Achievement Value (AV) Scorecard DY5, Q2 July 1, 2019 - September 30, 2019 (Payment Quarter)
NYU Langone Brooklyn PPS - Project 4.b.i

| | | | |
|-------------------------------|---|----------------|---|
| ● | Percentage of adults who are obese | Pass & Ongoing | 1 |
| <i>Enter Reviewer Comment</i> | | | |
| ● | Percentage of children and adolescents who are obese | Pass & Ongoing | 1 |
| <i>Enter Reviewer Comment</i> | | | |
| ● | Percentage of cigarette smoking among adults | Pass & Ongoing | 1 |
| <i>Enter Reviewer Comment</i> | | | |
| ● | Percentage of adults who receive a colorectal cancer screening based on the most recent guidelines - Aged 50-75 years | Pass & Ongoing | 1 |
| <i>Enter Reviewer Comment</i> | | | |
| ● | Asthma emergency department visit rate per 10,000 | Pass & Ongoing | 1 |
| <i>Enter Reviewer Comment</i> | | | |
| ● | Asthma emergency department visit rate per 10,000 - Aged 0-4 years | Pass & Ongoing | 1 |
| <i>Enter Reviewer Comment</i> | | | |
| ● | Age-adjusted heart attack hospitalization rate per 10,000 | Pass & Ongoing | 1 |
| <i>Enter Reviewer Comment</i> | | | |
| ● | Rate of hospitalizations for short-term complications of diabetes per 10,000 - Aged 6- 17 years | Pass & Ongoing | 1 |



Save & Return

Print

Achievement Value (AV) Scorecard DY5, Q2 July 1, 2019 - September 30, 2019 (Payment Quarter)
NYU Langone Brooklyn PPS - Project 4.b.i

| | | | |
|---|---|----------------|--------------|
| ● | <i>Enter Reviewer Comment</i> | | |
| ● | Rate of hospitalizations for short-term complications of diabetes per 10,000 – Aged 18+ years | Pass & Ongoing | 1 |
| | <i>Enter Reviewer Comment</i> | | |
| | Total | | 17.00 |



Save & Return

Print

Achievement Value (AV) Scorecard DY5, Q2 July 1, 2019 - September 30, 2019 (Payment Quarter)
NYU Langone Brooklyn PPS - Project 4.c.ii

| Project Snapshot | |
|------------------|--|
| Project Domain | Domain 4: Population-wide Projects: New York's |
| Project ID | 4.c.ii |
| Project Title | Increase early access to, and retention in, HIV care |

| Payment Snapshot | |
|---------------------------|------------|
| DY5, Q2 Payment Available | \$ 331,801 |
| DY5, Q2 Payment Earned | \$ 331,801 |

| 4.c.ii Scoresheet | | | | | | | | | |
|--------------------------|------------------------------------|-----------------|---------------|-----------------|---------------|------------------------|----------------------------|------------------------|-------------------------|
| Domain | Component | Review Status | AVs Available | Net AVs Awarded | Percentage AV | Domain Funding % (DY5) | Domain Funding % (DY5, Q2) | Payment Available (\$) | Net Payment Earned (\$) |
| Domain 1 | Domain 1 Organizational | Complete | 5.00 | 5.00 | 100% | 0% | 0% | - | - |
| | Project Implementation Speed | N/A | N/A | N/A | 0% | | | | |
| | Patient Engagement Speed | N/A | N/A | N/A | 0% | | | | |
| Domain 1 Subtotal | | | 5.00 | 5.00 | 100% | 0% | 0% | - | - |
| Domain 4 | Domain 4 Pay for Reporting (P4R) | Complete | 11.00 | 11.00 | 100% | 100% | 100% | 331,801 | 331,801 |
| | Domain 4 Pay for Performance (P4P) | N/A | N/A | N/A | N/A | 0% | 0% | - | - |
| Domain 4 Subtotal | | | 11.00 | 11.00 | 100% | 100% | 100% | 331,801 | 331,801 |
| Total | | Complete | 16.00 | 16.00 | 100% | 100% | 100% | 331,801 | 331,801 |

Total Project 4.c.ii AVs Awarded: 16 out of 16

Hide Reviewer Comments

| Domain 4 Pay for Performance and Pay for Reporting - Project 4.c.ii (all Milestones are P4R in DY2) | | | |
|---|--|-----------------|-------------|
| AV Driving | Measure | Reviewer Status | AVs Awarded |
| | Age-adjusted preventable hospitalizations rate per 10,000 - Aged 18+ years – Ratio of Hispanics to White non-Hispanics | Pass & Ongoing | 1 |



Save & Return

Print

Achievement Value (AV) Scorecard DY5, Q2 July 1, 2019 - September 30, 2019 (Payment Quarter)
NYU Langone Brooklyn PPS - Project 4.c.ii

| | | | |
|--|---|----------------|---|
| | <i>Enter Reviewer Comment</i> | | |
| | Newly diagnosed HIV case rate per 100,000 | Pass & Ongoing | 1 |
| | <i>Enter Reviewer Comment</i> | | |
| | Newly diagnosed HIV case rate per 100,000—Difference in rates (Black and White) of new HIV diagnoses | Pass & Ongoing | 1 |
| | <i>Enter Reviewer Comment</i> | | |
| | Newly diagnosed HIV case rate per 100,000—Difference in rates (Hispanic and White) of new HIV diagnoses | Pass & Ongoing | 1 |
| | <i>Enter Reviewer Comment</i> | | |
| | Percentage of adults with health insurance - Aged 18- 64 years | Pass & Ongoing | 1 |
| | <i>Enter Reviewer Comment</i> | | |
| | Percentage of premature death (before age 65 years) | Pass & Ongoing | 1 |
| | <i>Enter Reviewer Comment</i> | | |
| | Percentage of premature death (before age 65 years) – Ratio of Black non-Hispanics to White non-Hispanics | Pass & Ongoing | 1 |
| | <i>Enter Reviewer Comment</i> | | |
| | Percentage of premature death (before age 65 years) – Ratio of Hispanics to White non-Hispanics | Pass & Ongoing | 1 |
| | <i>Enter Reviewer Comment</i> | | |



Save & Return

Print

Achievement Value (AV) Scorecard DY5, Q2 July 1, 2019 - September 30, 2019 (Payment Quarter)
NYU Langone Brooklyn PPS - Project 4.c.ii

| | | | |
|--------------|--|----------------|--------------|
| ● | Age-adjusted percentage of adults who have a regular health care provider - Aged 18+ years | Pass & Ongoing | 1 |
| | <i>Enter Reviewer Comment</i> | | |
| ● | Age-adjusted preventable hospitalizations rate per 10,000 - Aged 18+ years | Pass & Ongoing | 1 |
| | <i>Enter Reviewer Comment</i> | | |
| ● | Age-adjusted preventable hospitalizations rate per 10,000 - Aged 18+ years – Ratio of Black non-Hispanics to White non-Hispanics | Pass & Ongoing | 1 |
| | <i>Enter Reviewer Comment</i> | | |
| Total | | | 11.00 |