



General Instructions		
Step	Description/Link	Image
1. Enable Content	Click "Enable Content" at the top of the screen to enable macros.	
2. Review AV Scorecard Overview	The AV scorecard Overview is a summary of the report Click to Access AV Scorecard Overview	

Functionality		
Step	Description/Link	Image
1. Print	All tabs include a print button in the upper left hand corner. The AV Scorecard Overview tab also includes a "Print All" button which will print all relevany reports.	
2. Access Detailed Project Reports and return to AV Scorecard Overview	The AV Scorecard Overview tab is the landing page from which detailed project reports can be viewed. From the AV Scorecard Overview" click the relevant project button to access the project tab. From the project tab click "Save and Return" to access the AV Scorecard Overview	
3. Show or Hide reviewer comments	Each project tab includes a Show/Hide Reviewer Comments button on the left hand side of the screen. Click "Show Reviewer Comments" to show comments and "Hide Reviewer Comments" to hide comments.	



New York State Department of Health
Delivery System Reform Incentive Payment (DSRIP) Program

Print Summary

Print All

*Achievement Value (AV) Scorecard
Care Compass Network*

PPS Information

Quarter	DY3, Q4 January 1, 2018 - March 31, 2018 (Payment Quarter)
PPS	Care Compass Network
PPS Number	44

Achievement Value (AV) Scorecard Summary

Project Link (click on the purple link below to access each individual project report)	AV Data				Payment Data	
	AVs Available	AVs Awarded	AV Adjustment	Net AVs Awarded	DY3, Q4 Payment Available	DY3, Q4 Payment Earned
Domain I Organizational (All Projects)	5.00	5.00	0.00	5.00	<i>Organizational funds are embedded within each project's payment</i>	
2.a.i	29.00	24.19	0.00	24.19	\$6,794,126	\$4,108,828
2.b.iv	29.00	24.33	0.00	24.33	\$5,030,013	\$3,073,897
2.b.vii	30.00	25.08	0.00	25.08	\$4,526,730	\$2,723,223
2.c.i	29.00	24.33	0.00	24.33	\$4,482,931	\$2,739,569
2.d.i	15.00	11.89	0.00	11.89	\$4,461,781	\$2,785,662
3.a.i	16.00	9.50	0.00	9.50	\$2,941,833	\$1,618,008
3.a.ii	16.00	10.50	0.00	10.50	\$2,786,315	\$1,691,691
3.b.i	15.00	13.80	0.00	13.80	\$2,152,468	\$2,004,870
3.g.i	11.00	10.00	0.00	10.00	\$2,484,005	\$2,373,605



Department of Health

Medicaid Redesign Team

New York State Department of Health
Delivery System Reform Incentive Payment (DSRIP) Program

Print Summary

Print All

*Achievement Value (AV) Scorecard
Care Compass Network*

4.a.iii	16.00	16.00	0.00	16.00	\$ 1,667,967	\$ 1,667,967
4.b.ii	22.00	22.00	0.00	22.00	\$ 1,389,691	\$ 1,389,691
AV Adjustments (Column F)						
Total	228.00	191.63	0.00	191.63	\$38,717,859	\$26,177,012



Save & Return

Print

Achievement Value (AV) Scorecard DY3, Q4 January 1, 2018 - March 31, 2018 (Payment Care Compass Network - Domain 1 Organizational AVs)

Domain I Organizational Scoresheet						
Domain I Organizational	Review Status	AVs Available	AVs Awarded	Adjustments	Net AVs	AV Percentage
Workforce Strategy	Complete	1.00	1.00	0.00	1.00	100%
Section 01 - Budget	Complete	1.00	1.00	0.00	1.00	100%
Section 02 - Governance	Complete	1.00	1.00	0.00	1.00	100%
Section 03 - Financial Sustainability	Complete	1.00	1.00	0.00	1.00	100%
Section 04 - Cultural Competency & Health Literacy	Complete	1.00	1.00	0.00	1.00	100%
Section 05 - IT Systems and Processes	Complete	N/A	N/A	N/A	N/A	N/A
Section 06 - Performance Reporting	Complete	N/A	N/A	N/A	N/A	N/A
Section 07 - Practitioner Engagement	Complete	N/A	N/A	N/A	N/A	N/A
Section 08 - Population Health Management	Complete	N/A	N/A	N/A	N/A	N/A
Section 09 - Clinical Integration	Complete	N/A	N/A	N/A	N/A	N/A
Section 10 - General Project Reporting	Complete	N/A	N/A	N/A	N/A	N/A

Workforce Strategy						
Workforce Strategy Budget Updates	●					
	●					



Save & Return

Print

Achievement Value (AV) Scorecard DY3, Q4 January 1, 2018 - March 31, 2018 (Payment Care Compass Network - Domain 1 Organizational AVs

Additional Workforce Strategy Budget Updates (non AV-driving)		1. Define target workforce state (in line with DSRIP program's goals)	N/A	N/A	Completed	Pass & Complete	1
		2. Create a workforce transition roadmap for achieving defined target workforce	N/A	N/A	Completed	Pass & Complete	
		3. Perform detailed gap analysis between current state assessment of workforce and projected future state	N/A	N/A	Completed	Pass & Complete	
		4. Produce a compensation and benefit analysis, covering impacts on both retrained and redeployed staff, as well as new hires, particularly focusing on full and partial placements	6/30/2016	N/A	Completed	Pass & Complete	
		5. Develop training strategy	9/30/2016	N/A	Completed	Pass & Complete	
		Major Risks to Implementation & Risk Mitigation Strategies	N/A	N/A	In Process	Pass & Ongoing	



Save & Return

Print

Achievement Value (AV) Scorecard DY3, Q4 January 1, 2018 - March 31, 2018 (Payment Care Compass Network - Domain 1 Organizational AVs

Additional Workforce Strategy Topic Areas	●	Major Dependencies on Organizational Workstreams	N/A	N/A	In Process		N/A
	●	Roles and Responsibilities	N/A	N/A	In Process		
	●	Key Stakeholders	N/A	N/A	In Process		
	●	IT Expectations	N/A	N/A	In Process		
	●	Progress Reporting	N/A	N/A	In Process		
Total							1

Section 01 - Budget							
Process Measure	AV Driving	Milestone	Required Due Date	Committed Due Date	Milestone Status	Reviewer Status	AV Awarded
	●	Module 1.1 - PPS Budget Report (Baseline)	Ongoing	N/A	Completed	Pass & Complete	
	●	Module 1.2 - PPS Budget Report (Quarterly)	Ongoing	N/A	In Process	Pass & Ongoing	




Save & Return


Print

Achievement Value (AV) Scorecard DY3, Q4 January 1, 2018 - March 31, 2018 (Payment Care Compass Network - Domain 1 Organizational AVs)

Quarterly Project Reports, Project Budget and Flow of	●						1
	●	Module 1.3 - PPS Flow of Funds (Baseline)	Ongoing	N/A	Completed		
	●						
	●						
	●	Quarterly Progress Reports	N/A	N/A	In Process		



Section 02 - Governance



Governance Structure Updates	●	1. Finalize governance structure and sub-committee structure	9/30/2015	N/A	Completed	
	●	2. Establish a clinical governance structure, including clinical quality committees for each DSRIP project	12/31/2015	N/A	Completed	
	●	3. Finalize bylaws and policies or Committee Guidelines where applicable	9/30/2015	N/A	Completed	



Save & Return

Print

Achievement Value (AV) Scorecard DY3, Q4 January 1, 2018 - March 31, 2018 (Payment Care Compass Network - Domain 1 Organizational AVs)

Governance Process Update	●	4. Establish governance structure reporting and monitoring processes	12/31/2015	N/A	Completed	Pass & Complete	
Additional Governance Milestones (non AV-driving)	●	5. Finalize community engagement plan, including communications with the public and non-provider organizations (e.g. schools, churches, homeless services,	N/A	N/A	Completed	Pass & Complete	
		6. Finalize partnership agreements or contracts with CBOs	N/A	N/A	Completed	Pass & Complete	
		7. Finalize agency coordination plan aimed at engaging appropriate public sector agencies at state and local levels (e.g. local departments of health and	N/A	N/A	Completed	Pass & Complete	N/A
8. Finalize workforce communication and engagement plan	N/A	N/A	Completed	Pass & Complete			
9. Inclusion of CBOs in PPS Implementation	N/A	N/A	Completed	Pass & Complete			
	●	Major Risks to Implementation & Risk Mitigation Strategies	N/A	N/A	In Process	Pass & Ongoing	



Save & Return


Print

Achievement Value (AV) Scorecard DY3, Q4 January 1, 2018 - March 31, 2018 (Payment Care Compass Network - Domain 1 Organizational AVs)

Additional Governance Topic Areas	●	Major Dependencies on Organizational Workstreams	N/A	N/A	In Process		N/A	
	●	Roles and Responsibilities	N/A	N/A	In Process			
	●	Key Stakeholders	N/A	N/A	In Process			
	●	IT Expectations	N/A	N/A	In Process			
	●	Progress Reporting	N/A	N/A	In Process			



Section 03 - Financial Sustainability



	●	1. Finalize PPS finance structure, including reporting structure	9/30/2015	N/A	Completed		



Save & Return

Print

Achievement Value (AV) Scorecard DY3, Q4 January 1, 2018 - March 31, 2018 (Payment Care Compass Network - Domain 1 Organizational AVs)

Financial Stability Update	●	2. Perform network financial health current state assessment and develop financial sustainability strategy to address key issues.	3/31/2016	N/A	Completed	Pass & Complete
	●	3. Finalize Compliance Plan consistent with New York State Social Services Law 363-d	12/31/2015	N/A	Completed	Pass & Complete
	●	4. Develop a Value Based Needs Assessment "VNA"	3/31/2017	N/A	Completed	Pass & Complete
Additional Financial Stability Topic Areas	●	Major Risks to Implementation & Risk Mitigation Strategies	N/A	N/A	In Process	Pass & Ongoing
	●	Major Dependencies on Organizational Workstreams	N/A	N/A	In Process	Pass & Ongoing
	●	Roles and Responsibilities	N/A	N/A	In Process	Pass & Ongoing
	●	Key Stakeholders	N/A	N/A	In Process	Pass & Ongoing



Save & Return

Print

Achievement Value (AV) Scorecard DY3, Q4 January 1, 2018 - March 31, 2018 (Payment Care Compass Network - Domain 1 Organizational AVs)

	●						
	●	IT Expectations	N/A	N/A	In Process	Pass & Ongoing	
	●	Progress Reporting	N/A	N/A	In Process	Pass & Ongoing	
Total						1	

Section 04 - Cultural Competency & Health Literacy							
Process Measure	AV Driving	Milestone	Required Due Date	Committed Due Date	Milestone Status	Reviewer Status	AV Awarded
Cultural Competency /Health Literacy	●	1. Finalize cultural competency / health literacy strategy.	12/31/2015	N/A	Completed	Pass & Complete	1
	●	2. Develop a training strategy focused on addressing the drivers of health disparities (beyond the availability of language-appropriate material).	6/30/2016	N/A	Completed	Pass & Complete	
	●	Major Risks to Implementation & Risk Mitigation Strategies	N/A	N/A	In Process	Pass & Ongoing	
	●	Major Dependencies on Organizational Workstreams	N/A	N/A	In Process	Pass & Ongoing	



Save & Return

Print

Achievement Value (AV) Scorecard DY3, Q4 January 1, 2018 - March 31, 2018 (Payment Care Compass Network - Domain 1 Organizational AVs)

Additional Cultural Competency /Health Literacy Topic Areas	●						N/A
	●	Roles and Responsibilities	N/A	N/A	In Process		
	●						
	●	Key Stakeholders	N/A	N/A	In Process		
	●						
	●	IT Expectations	N/A	N/A	In Process		
	●	Progress Reporting	N/A	N/A	In Process		
	●						

Section 05 - IT Systems and Processes

	●	1. Perform current state assessment of IT capabilities across network, identifying any critical gaps, including readiness for data sharing and the implementation of interoperable IT platform(s).	3/31/2016	N/A	Complete	
	●	2. Develop an IT Change Management Strategy.	12/31/2016	N/A	Complete	



Save & Return

Print

Achievement Value (AV) Scorecard DY3, Q4 January 1, 2018 - March 31, 2018 (Payment Care Compass Network - Domain 1 Organizational AVs

IT Systems and Processes	●						N/A
	●	3. Develop roadmap to achieving clinical data sharing and interoperable systems across PPS network	12/31/2015	N/A	Complete	Pass & Complete	
	●	4. Develop a specific plan for engaging attributed members in Qualifying Entities	3/31/2017	N/A	Complete	Pass & Complete	
	●	5. Develop a data security and confidentiality plan.	6/30/2016	N/A	Complete	Pass & Complete	
Additional IT Systems and Processes Topic Areas	●	Major Risks to Implementation & Risk Mitigation Strategies	N/A	N/A	In Process	Pass & Ongoing	N/A
	●	Major Dependencies on Organizational Workstreams	N/A	N/A	In Process	Pass & Ongoing	
	●	Roles and Responsibilities	N/A	N/A	In Process	Pass & Ongoing	
	●	Key Stakeholders	N/A	N/A	In Process	Pass & Ongoing	



Save & Return

Print

Achievement Value (AV) Scorecard DY3, Q4 January 1, 2018 - March 31, 2018 (Payment Care Compass Network - Domain 1 Organizational AVs)

	●	Progress Reporting	N/A	N/A	In Process	Pass & Ongoing	
Total							0

Section 06 - Performance Reporting							
Process Measure	AV Driving	Milestone	Required Due Date	Committed Due Date	Milestone Status	Reviewer Status	AV Awarded
Performance Reporting	●	1. Establish reporting structure for PPS-wide performance reporting and communication.	12/31/2015	N/A	Completed	Pass & Complete	N/A
Performance Reporting	●	2. Develop training program for organizations and individuals throughout the network, focused on clinical quality and performance reporting.	6/30/2016	N/A	Completed	Pass & Complete	N/A
	●	Major Risks to Implementation & Risk Mitigation Strategies	N/A	N/A	In Process	Pass & Ongoing	
	●	Major Dependencies on Organizational Workstreams	N/A	N/A	In Process	Pass & Ongoing	
	●	Roles and Responsibilities	N/A	N/A	In Process	Pass & Ongoing	



Save & Return

Print

Achievement Value (AV) Scorecard DY3, Q4 January 1, 2018 - March 31, 2018 (Payment Care Compass Network - Domain 1 Organizational AVs)

Additional Performance Reporting Topic Areas	●						N/A
	●	Key Stakeholders	N/A	N/A	In Process	Pass & Ongoing	
	●	IT Expectations	N/A	N/A	In Process	Pass & Ongoing	
	●	Progress Reporting	N/A	N/A	In Process	Pass & Ongoing	
	Total						

Section 07 - Practitioner Engagement							
Process Measure	AV Driving	Milestone	Required Due Date	Committed Due Date	Milestone Status	Reviewer Status	AV Awarded
Practitioner Engagement	●	1. Develop Practitioners communication and engagement plan.	12/31/2015	N/A	Completed	Pass & Complete	N/A
	●	2. Develop training / education plan targeting practioners and other professional groups, designed to educate them about the DSRIP program and your PPS-specific quality improvement agenda.	3/31/2016	N/A	Completed	Pass & Complete	
	●	Major Risks to Implementation & Risk Mitigation Strategies	N/A	N/A	In Process	Pass & Ongoing	



Save & Return

Print

Achievement Value (AV) Scorecard DY3, Q4 January 1, 2018 - March 31, 2018 (Payment Care Compass Network - Domain 1 Organizational AVs)

Additional Practitioner Engagement Topic Areas	●						
	●	Major Dependencies on Organizational Workstreams	N/A	N/A	In Process		
	●	Roles and Responsibilities	N/A	N/A	In Process		
	●	Key Stakeholders	N/A	N/A	In Process		N/A
	●	IT Expectations	N/A	N/A	In Process		
	●	Progress Reporting	N/A	N/A	In Process		



Section 08 - Population Health Management

Population	●	1. Develop population health management roadmap.	N/A	N/A	In Process		N/A



Save & Return

Print

Achievement Value (AV) Scorecard DY3, Q4 January 1, 2018 - March 31, 2018 (Payment Care Compass Network - Domain 1 Organizational AVs

Health	●	2. Finalize PPS-wide bed reduction plan.	9/30/2016	N/A	Completed		N/A
Additional Population Health Topic Areas	●	Major Risks to Implementation & Risk Mitigation Strategies	N/A	N/A	In Process		
	●	Major Dependencies on Organizational Workstreams	N/A	N/A	In Process		
	●	Roles and Responsibilities	N/A	N/A	In Process		
	●	Key Stakeholders	N/A	N/A	In Process		N/A
	●	IT Expectations	N/A	N/A	In Process		
	●	Progress Reporting	N/A	N/A	In Process		





Save & Return

Print

Achievement Value (AV) Scorecard DY3, Q4 January 1, 2018 - March 31, 2018 (Payment Care Compass Network - Domain 1 Organizational AVs)

Process Measure	AV Driving	Milestone	Required Due Date	Committed Due Date	Milestone Status	Reviewer Status	AV Awarded
Clinical Integration	●	1. Perform a clinical integration 'needs assessment'.	12/31/2015	N/A	Complete	Pass & Complete	N/A
	●	2. Develop a Clinical Integration strategy.	N/A	N/A	In Process	Pass & Ongoing	N/A
Additional Clinical Integration Topic Areas	●	Major Risks to Implementation & Risk Mitigation Strategies	N/A	N/A	In Process	Pass & Ongoing	N/A
	●	Major Dependencies on Organizational Workstreams	N/A	N/A	In Process	Pass & Ongoing	
	●	Roles and Responsibilities	N/A	N/A	In Process	Pass & Ongoing	
	●	Key Stakeholders	N/A	N/A	In Process	Pass & Ongoing	
	●	IT Expectations	N/A	N/A	In Process	Pass & Ongoing	
	●	Progress Reporting	N/A	N/A	In Process	Pass & Ongoing	



Department of Health

Medicaid Redesign Team

New York State Department of Health
Delivery System Reform Incentive Payment (DSRIP) Program

Save & Return

Print

Achievement Value (AV) Scorecard DY3, Q4 January 1, 2018 - March 31, 2018 (Payment Care Compass Network - Domain 1 Organizational AVs)

		Total	0



Save & Return

Print

Achievement Value (AV) Scorecard DY3, Q4 January 1, 2018 - March 31, 2018 (Payment Quarter)
Care Compass Network AV Adjustments

AV Adjustment Scoresheet								
Adjustment	AVs Per Project	Total Projects Selected	Total AVs Available	Total AVs Awarded		Adjusted AVs	Net AVs Awarded	
				Net Awarded	Percentage AV		Net Awarded	Percentage AV
Organizational Adjustments (applied to all projects)	5.00	11.00	55.00	55.00	100%	0.00	55.00	100%
Project Adjustments (applied to one project only)	Various	11.00	173.00	136.63	79%	0.00	136.63	79%
Total			228.00	191.63	84%	0.00	191.63	84%

Organizational

Project Adjustments

No AV Adjustments	
	<i>Please note that there are no AV adjustments for Care Compass Network in DY2, Q1</i>





Save & Return

Print

Achievement Value (AV) Scorecard DY3, Q4 January 1, 2018 - March 31, 2018 (Payment Quarter)
Care Compass Network - Project 2.a.i

Payment Snapshot	
DY3, Q4 Payment Available	\$ 6,794,126
DY3, Q4 Payment Earned	\$ 4,108,828

2.a.i Scoresheet									
Domain	Component	Review Status	AVs Available	Net AVs Awarded	Percentage AV	Domain Funding % (DY3)	Domain Funding % (DY3, Q4)	Payment Available (\$)	Net Payment Earned (\$)
Domain 1	Domain 1 Organizational	Complete	5.00	5.00	100%	40%	27%	1,811,767	1,768,630
	Project Implementation Speed	Complete	1.00	0.86	86%				
	Patient Engagement Speed	N/A	0.00	0.00	0%				
Domain 1 Subtotal			6.00	5.86	98%	40%	27%	1,811,767	1,768,630
Domain 2	Domain 2 Pay for Reporting (P4R)	Complete	15.00	15.00	100%	10%	7%	452,942	452,942
	Domain 2 Pay for Performance (P4P)	Complete	8.00	3.33	42%	50%	67%	4,529,417	1,887,257
Domain 2 Subtotal			23.00	18.33	80%	60%	73%	4,982,359	2,340,199
Total			29.00	24.19	83%	100%	100%	6,794,126	4,108,828

Total Project 2.a.i AVs Awarded: 24.19 out of 29

Hide Reviewer Comments

Domain 1 Project Milestones Project 2.a.i						
AV Driving	Project Requirement and Metric/Deliverable	Required Due Date	Committed Due Date	Milestone Status	Reviewer Status	AVs Awarded
●	Module 1 - Major risks to implementation and mitigation strategies	Ongoing	N/A		Pass & Ongoing	N/A
	<i>Enter Reviewer Comment</i>					



Save & Return

Print

Achievement Value (AV) Scorecard DY3, Q4 January 1, 2018 - March 31, 2018 (Payment Quarter)
Care Compass Network - Project 2.a.i

●	Module 2 - Project Implementation Speed	Ongoing	N/A		Pass & Ongoing	0.86
	<i>Enter Reviewer Comment</i>					
Total						0.86

Domain 1 Project Prescribed Milestones Project 2.a.i						
AV Driving	Project Requirement and Metric/Deliverable	Required Due Date	Committed Due Date	Milestone Status	Reviewer Status	AVs Awarded
●	1. All PPS providers must be included in the Integrated Delivery System. The IDS should include all medical, behavioral, post-acute, long-term care, and community-based service providers within the PPS network; additionally, the IDS structure must include payers and social service organizations, as necessary to support its strategy.	3/31/2018	3/31/2018	Completed	Pass & Complete	0.14
<i>Enter Reviewer Comment</i>						
●	2. Utilize partnering HH and ACO population health management systems and capabilities to implement the PPS' strategy towards evolving into an IDS.	3/31/2017	3/31/2017	In Process	Pass & Complete	N/A
<i>Enter Reviewer Comment</i>						
●	3. Ensure patients receive appropriate health care and community support, including medical and behavioral health, post-acute care, long term care and public health services.	3/31/2017	3/31/2017	In Process	Pass & Complete	N/A
<i>Enter Reviewer Comment</i>						
●	4. Ensure that all PPS safety net providers are actively sharing EHR systems with local health information exchange/RHIO/SHIN-NY and sharing health information among clinical partners, including directed exchange (secure messaging), alerts and patient record look up, by the end of Demonstration Year (DY) 3.			In Process	Pass & Ongoing	



Save & Return

Print

**Achievement Value (AV) Scorecard DY3, Q4 January 1, 2018 - March 31, 2018 (Payment Quarter)
Care Compass Network - Project 2.a.i**

	<i>Enter Reviewer Comment</i>					
●	5. Ensure that EHR systems used by participating safety net providers meet Meaningful Use and PCMH Level 3 standards and/or APCM by the end of Demonstration Year 3.	3/31/2018	3/31/2018	Completed	Pass & Complete	0.14
	<i>Enter Reviewer Comment</i>					
●	6. Perform population health management by actively using EHRs and other IT platforms, including use of targeted patient registries, for all participating safety net providers.	3/31/2018	3/31/2018	Completed	Pass & Complete	0.14
	<i>Enter Reviewer Comment</i>					
●	7. Achieve 2014 Level 3 PCMH primary care certification and/or meet state-determined criteria for Advanced Primary Care Models for all participating PCPs, expand access to primary care providers, and meet EHR Meaningful Use standards by the end of DY 3.	3/31/2018	3/31/2018	Completed	Pass & Complete	0.14
	<i>Enter Reviewer Comment</i>					
●	8. Contract with Medicaid Managed Care Organizations and other payers, as appropriate, as an integrated system and establish value-based payment arrangements.			In Process	Pass & Ongoing	N/A
	<i>Enter Reviewer Comment</i>					
●	9. Establish monthly meetings with Medicaid MCOs to discuss utilization trends, performance issues, and payment reform.	3/31/2017	3/31/2017	In Process	Pass & Complete	N/A
	<i>Enter Reviewer Comment</i>					
●	10. Re-enforce the transition towards value-based payment reform by aligning provider compensation to patient outcomes.	3/31/2018	3/31/2018	Completed	Pass & Complete	0.14
	<i>Enter Reviewer Comment</i>					



Save & Return

Print

*Achievement Value (AV) Scorecard DY3, Q4 January 1, 2018 - March 31, 2018 (Payment Quarter)
Care Compass Network - Project 2.a.i*

●	11. Engage patients in the integrated delivery system through outreach and navigation activities, leveraging community health workers, peers, and culturally competent community-based organizations, as	3/31/2018	3/31/2018	Completed		0.14

Domain 2 Pay for Reporting - Project 2.a.i

●	Adult Access to Preventive or Ambulatory Care - 20 to 44 years					0.333333
◐						0.333333
◐						0.333333
◐						1
◐						0.25
◐						
◐						



Save & Return

Print

**Achievement Value (AV) Scorecard DY3, Q4 January 1, 2018 - March 31, 2018 (Payment Quarter)
Care Compass Network - Project 2.a.i**

	<i>Enter Reviewer Comment</i>		
		Pass & Ongoing	0.25
	<i>Enter Reviewer Comment</i>		
		Pass & Ongoing	0.25
	<i>Enter Reviewer Comment</i>		
		Pass & Ongoing	1
	<i>Enter Reviewer Comment</i>		
		Pass & Ongoing	1
	<i>Enter Reviewer Comment</i>		
		Pass & Ongoing	1
	<i>Enter Reviewer Comment</i>		
		Pass & Ongoing	1
	PDI 90- Composite of all measures +/-	Pass & Ongoing	1
	<i>Enter Reviewer Comment</i>		
	Percent of eligible providers with participating agreements with RHIOs, meeting Meaningful Use criteria and able to participate in bidirectional exchange	Pass & Ongoing	



Save & Return

Print

**Achievement Value (AV) Scorecard DY3, Q4 January 1, 2018 - March 31, 2018 (Payment Quarter)
Care Compass Network - Project 2.a.i**

	Enter Reviewer Comment		
		Pass & Ongoing	1
	Enter Reviewer Comment		
		Pass & Ongoing	1
	Enter Reviewer Comment		
		Pass & Ongoing	1
	Enter Reviewer Comment		
		Pass & Ongoing	1
	Enter Reviewer Comment		
		Pass & Ongoing	1
	Enter Reviewer Comment		
		Pass & Ongoing	0.5
	Enter Reviewer Comment		
		Pass & Ongoing	0.5
	Enter Reviewer Comment		
		Pass & Ongoing	0.5
Total			15.00



Save & Return

Print

Achievement Value (AV) Scorecard DY3, Q4 January 1, 2018 - March 31, 2018 (Payment Quarter)

Care Compass Network - Project 2.a.i

Domain 2 Pay for Performance - Project 2.a.i		
	Adult Access to Preventive or Ambulatory Care - 20 to 44 years	0
		0
		0.333333
		1
		0
		0
		0
		0
		0
		0
		0
		0
		1
		0.5
		0.5



Save & Return

Print

Achievement Value (AV) Scorecard DY3, Q4 January 1, 2018 - March 31, 2018 (Payment Quarter)
Care Compass Network - Project 2.b.iv

Payment Snapshot	
DY3, Q4 Payment Available	\$ 5,030,013
DY3, Q4 Payment Earned	\$ 3,073,897

2.b.iv Scoresheet									
Domain	Component	Review Status	AVs Available	Net AVs Awarded	Percentage AV	Domain Funding % (DY3)	Domain Funding % (DY3, Q4)	Payment Available (\$)	Net Payment Earned (\$)
Domain 1	Domain 1 Organizational	Complete	5.00	5.00	100%	40%	27%	1,341,337	1,341,337
	Project Implementation Speed	N/A	0.00	0.00	0%				
	Patient Engagement Speed	Complete	1.00	1.00	100%				
Domain 1 Subtotal			6.00	6.00	100%	40%	27%	1,341,337	1,341,337
Domain 2	Domain 2 Pay for Reporting (P4R)	Complete	15.00	15.00	100%	10%	7%	335,334	335,334
	Domain 2 Pay for Performance (P4P)	Complete	8.00	3.33	42%	50%	67%	3,353,342	1,397,226
Domain 2 Subtotal			23.00	18.33	80%	60%	73%	3,688,676	1,732,560
Total			29.00	24.33	84%	100%	100%	5,030,013	3,073,897

Total Project 2.b.iv AVs Awarded: 24.33 out of 29

Hide Reviewer Comments

Domain 1 Project Milestones Project 2.b.iv						
AV Driving	Project Requirement and Metric/Deliverable	Required Due Date	Committed Due Date	Milestone Status	Reviewer Status	AVs Awarded
●	Module 1 - Major risks to implementation and mitigation strategies	Ongoing	N/A	In Process	Pass & Ongoing	N/A
Enter Reviewer Comment						



Save & Return

Print

**Achievement Value (AV) Scorecard DY3, Q4 January 1, 2018 - March 31, 2018 (Payment Quarter)
Care Compass Network - Project 2.b.iv**

●	Module 2 - Project Implementation Speed	Ongoing	N/A	Completed	Pass & Complete	0.00
	<i>Enter Reviewer Comment</i>					
●					Pass & Ongoing	1
	<i>Enter Reviewer Comment</i>					
Total						1.00

Domain 1 Project Prescribed Milestones - Project 2.b.iv

AV Driving	Project Requirement and Metric/Deliverable	Required Due Date	Committed Due Date	Milestone Status	Reviewer Status	AVs Awarded
●	1. Develop standardized protocols for a Care Transitions Intervention Model with all participating hospitals, partnering with a home care service or other appropriate community agency.	3/31/2017	3/31/2017	Completed	Pass & Complete	N/A
<i>Enter Reviewer Comment</i>						
●	2. Engage with the Medicaid Managed Care Organizations and Health Homes to develop transition of care protocols that will ensure appropriate post-discharge protocols are followed.	3/31/2017	3/31/2017	Completed	Pass & Complete	N/A
<i>Enter Reviewer Comment</i>						
●	3. Ensure required social services participate in the project.	3/31/2017	3/31/2017	Completed	Pass & Complete	N/A
<i>Enter Reviewer Comment</i>						
●	4. Transition of care protocols will include early notification of planned discharges and the ability of the transition care manager to visit the patient in the hospital to develop the transition of care services.	3/31/2017	3/31/2017	Completed	Pass & Complete	



Save & Return

Print

Achievement Value (AV) Scorecard DY3, Q4 January 1, 2018 - March 31, 2018 (Payment Quarter)
Care Compass Network - Project 2.b.iv

Enter Reviewer Comment						
●	5. Protocols will include care record transitions with timely updates provided to the members' providers, particularly primary care provider.	3/31/2017	3/31/2017	Completed		N/A
◐						N/A
◐						N/A
Domain 2 Pay for Reporting Project						
●	Adult Access to Preventive or Ambulatory Care - 20 to 44 years					0.3333333
◐						0.3333333
◐						0.3333333



Save & Return

Print

**Achievement Value (AV) Scorecard DY3, Q4 January 1, 2018 - March 31, 2018 (Payment Quarter)
Care Compass Network - Project 2.b.iv**

	CAHPS Measures - Care Coordination with provider up-to-date about care received from other providers	Pass & Ongoing	1
	<i>Enter Reviewer Comment</i>		
		Pass & Ongoing	0.25
	<i>Enter Reviewer Comment</i>		
		Pass & Ongoing	0.25
	<i>Enter Reviewer Comment</i>		
		Pass & Ongoing	0.25
	<i>Enter Reviewer Comment</i>		
		Pass & Ongoing	0.25
	<i>Enter Reviewer Comment</i>		
		Pass & Ongoing	1
	<i>Enter Reviewer Comment</i>		
		Pass & Ongoing	1
	<i>Enter Reviewer Comment</i>		
		Pass & Ongoing	1
	<i>Enter Reviewer Comment</i>		



Save & Return

Print

**Achievement Value (AV) Scorecard DY3, Q4 January 1, 2018 - March 31, 2018 (Payment Quarter)
Care Compass Network - Project 2.b.iv**

	Medicaid spending on Primary Care and community based behavioral health care	Pass & Ongoing	1
<i>Enter Reviewer Comment</i>			
	PDI 90- Composite of all measures +/-	Pass & Ongoing	1
<i>Enter Reviewer Comment</i>			
	Percent of eligible providers with participating agreements with RHIOs, meeting Meaningful Use criteria and able to participate in bidirectional exchange	Pass & Ongoing	1
<i>Enter Reviewer Comment</i>			
		Pass & Ongoing	1
<i>Enter Reviewer Comment</i>			
		Pass & Ongoing	1
<i>Enter Reviewer Comment</i>			
		Pass & Ongoing	1
<i>Enter Reviewer Comment</i>			
		Pass & Ongoing	1
<i>Enter Reviewer Comment</i>			



Save & Return

Print

Achievement Value (AV) Scorecard DY3, Q4 January 1, 2018 - March 31, 2018 (Payment Quarter)
Care Compass Network - Project 2.b.iv

●	Primary Care - Length of Relationship - Q3	Pass & Ongoing	0.5
	<i>Enter Reviewer Comment</i>		
◐		Pass & Ongoing	0.5
	<i>Enter Reviewer Comment</i>		
Total			15.00

Domain 2 Pay for Performance Project			
AV Driving	Measure	Reviewer Status	AVS Awarded
◐		Fail	
	<i>Enter Reviewer Comment</i>		
◐		Fail	
	<i>Enter Reviewer Comment</i>		
◐		Pass & Ongoing	
	<i>Enter Reviewer Comment</i>		
◐		Pass & Ongoing	
	<i>Enter Reviewer Comment</i>		
◐		Fail	
	<i>Enter Reviewer Comment</i>		
◐		Fail	
	<i>Enter Reviewer Comment</i>		
◐		Fail	
	<i>Enter Reviewer Comment</i>		
◐		Fail	
	<i>Enter Reviewer Comment</i>		
◐		Fail	
	<i>Enter Reviewer Comment</i>		



Save & Return

Print

Achievement Value (AV) Scorecard DY3, Q4 January 1, 2018 - March 31, 2018 (Payment Quarter)
Care Compass Network - Project 2.b.iv

	Enter Reviewer Comment	Fail	0
	Enter Reviewer Comment	Fail	0
	Enter Reviewer Comment	Pass & Ongoing	1
	Enter Reviewer Comment	Pass & Ongoing	0.5
	Enter Reviewer Comment	Pass & Ongoing	0.5
	Enter Reviewer Comment	Pass & Ongoing	0.5
Total			3.33



Save & Return

Print

Achievement Value (AV) Scorecard DY3, Q4 January 1, 2018 - March 31, 2018 (Payment Quarter)
Care Compass Network - Project 2.b.vii

Payment Snapshot	
DY3, Q4 Payment Available	\$ 4,526,730
DY3, Q4 Payment Earned	\$ 2,723,223

2.b.vii Scoresheet									
Domain	Component	Review Status	AVs Available	Net AVs Awarded	Percentage AV	Domain Funding % (DY3)	Domain Funding % (DY3, Q4)	Payment Available (\$)	Net Payment Earned (\$)
Domain 1	Domain 1 Organizational	Complete	5.00	5.00	100%	40%	27%	1,207,128	1,164,016
	Project Implementation Speed	Complete	1.00	0.75	75%				
	Patient Engagement Speed	Complete	1.00	1.00	100%				
Domain 1 Subtotal			7.00	6.75	96%	40%	27%	1,207,128	1,164,016
Domain 2	Domain 2 Pay for Reporting (P4R)	Complete	15.00	15.00	100%	10%	7%	301,782	301,782
	Domain 2 Pay for Performance (P4P)	Complete	8.00	3.33	42%	50%	67%	3,017,820	1,257,425
Domain 2 Subtotal			23.00	18.33	80%	60%	73%	3,319,602	1,559,207
Total			30.00	25.08	84%	100%	100%	4,526,730	2,723,223

Total Project 2.b.vii AVs Awarded: 25.08 out of 30

Hide Reviewer Comments

Domain 1 Project Milestones Project 2.b.vii						
AV Driving	Project Requirement and Metric/Deliverable	Required Due Date	Committed Due Date	Milestone Status	Reviewer Status	AVs Awarded
●	Module 1 - Major risks to implementation and mitigation strategies	Ongoing	N/A	In Process	Pass & Ongoing	N/A
Enter Reviewer Comment						



Save & Return

Print

**Achievement Value (AV) Scorecard DY3, Q4 January 1, 2018 - March 31, 2018 (Payment Quarter)
Care Compass Network - Project 2.b.vii**

●	Module 2 - Project Implementation Speed	Ongoing	N/A	In Process	Pass & Ongoing	0.75	
	<i>Enter Reviewer Comment</i>					Pass & Ongoing	1
●	<i>Enter Reviewer Comment</i>						
Total						1.75	

Domain 1 Project Prescribed Milestones - Project 2.b.vii

AV Driving	Project Requirement and Metric/Deliverable	Required Due Date	Committed Due Date	Milestone Status	Reviewer Status	AVs Awarded
●	1. Implement INTERACT at each participating SNF, demonstrated by active use of the INTERACT 3.0 toolkit and other resources available at http://interact2.net .	3/31/2018	3/31/2018	Completed	Fail	0.00
	<i>Enter Reviewer Comment</i>					
●	2. Identify a facility champion who will engage other staff and serve as a coach and leader of INTERACT program.	3/31/2017	3/31/2017	Completed	Pass & Complete	N/A
	<i>Enter Reviewer Comment</i>					
●	3. Implement care pathways and other clinical tools for monitoring chronically ill patients, with the goal of early identification of potential instability and intervention to avoid hospital transfer.	3/31/2017	3/31/2017	Completed	Pass & Complete	N/A
	<i>Enter Reviewer Comment</i>					
					Pass & Complete	0.25
●	<i>Enter Reviewer Comment</i>					



Save & Return

Print

*Achievement Value (AV) Scorecard DY3, Q4 January 1, 2018 - March 31, 2018 (Payment Quarter)
Care Compass Network - Project 2.b.vii*

	5. Implement Advance Care Planning tools to assist residents and families in expressing and documenting their wishes for near end of life and end of life care.	3/31/2017	3/31/2017	Completed		N/A
						N/A
						N/A
						0.25
						0.25
						N/A

Domain 2 Pay for Reporting Project 2.b.vii

	Adult Access to Preventive or Ambulatory Care - 20 to 44 years	
--	--	--



Save & Return

Print

**Achievement Value (AV) Scorecard DY3, Q4 January 1, 2018 - March 31, 2018 (Payment Quarter)
Care Compass Network - Project 2.b.vii**

	Enter Reviewer Comment		
		Pass & Ongoing	0.3333333
	Enter Reviewer Comment		
		Pass & Ongoing	0.3333333
	Enter Reviewer Comment		
		Pass & Ongoing	1
	Enter Reviewer Comment		
		Pass & Ongoing	0.25
	Enter Reviewer Comment		
		Pass & Ongoing	0.25
	Enter Reviewer Comment		
		Pass & Ongoing	0.25
	Enter Reviewer Comment		
		Pass & Ongoing	0.25
	Enter Reviewer Comment		
		Pass & Ongoing	



Save & Return

Print

**Achievement Value (AV) Scorecard DY3, Q4 January 1, 2018 - March 31, 2018 (Payment Quarter)
Care Compass Network - Project 2.b.vii**

	<i>Enter Reviewer Comment</i>		
		Pass & Ongoing	1
	<i>Enter Reviewer Comment</i>		
		Pass & Ongoing	1
	<i>Enter Reviewer Comment</i>		
		Pass & Ongoing	1
	<i>Enter Reviewer Comment</i>		
	PDI 90– Composite of all measures +/-	Pass & Ongoing	1
	<i>Enter Reviewer Comment</i>		
	Percent of eligible providers with participating agreements with RHIOs, meeting Meaningful Use criteria and able to participate in bidirectional exchange	Pass & Ongoing	1
	<i>Enter Reviewer Comment</i>		
		Pass & Ongoing	1
	<i>Enter Reviewer Comment</i>		
		Pass & Ongoing	1
	<i>Enter Reviewer Comment</i>		
		Pass & Ongoing	



Save & Return

Print

*Achievement Value (AV) Scorecard DY3, Q4 January 1, 2018 - March 31, 2018 (Payment Quarter)
Care Compass Network - Project 2.b.vii*

			1
			1
			0.5
			0.5

Domain 2 Pay for Performance Project 2.b.vii

	Adult Access to Preventive or Ambulatory Care - 20 to 44 years		0
			0
			0.3333333



Save & Return

Print

Achievement Value (AV) Scorecard DY3, Q4 January 1, 2018 - March 31, 2018 (Payment Quarter)
Care Compass Network - Project 2.b.vii

	Enter Reviewer Comment	Fail	0
	Enter Reviewer Comment	Fail	0
	Enter Reviewer Comment	Fail	0
	Enter Reviewer Comment	Fail	0
	Enter Reviewer Comment	Fail	0
	Enter Reviewer Comment	Fail	0
	Enter Reviewer Comment	Fail	0
	Enter Reviewer Comment	Fail	0
	Enter Reviewer Comment	Fail	0
	Enter Reviewer Comment	Pass & Ongoing	1
	Enter Reviewer Comment	Pass & Ongoing	0.5
	Enter Reviewer Comment	Pass & Ongoing	0.5
	Enter Reviewer Comment		
Total			3.33



Save & Return

Print

Achievement Value (AV) Scorecard DY3, Q4 January 1, 2018 - March 31, 2018 (Payment Quarter)
Care Compass Network - Project 2.c.i

Payment Snapshot	
DY3, Q4 Payment Available	\$ 4,482,931
DY3, Q4 Payment Earned	\$ 2,739,569

2.c.i Scoresheet									
Domain	Component	Review Status	AVs Available	Net AVs Awarded	Percentage AV	Domain Funding % (DY3)	Domain Funding % (DY3, Q4)	Payment Available (\$)	Net Payment Earned (\$)
Domain 1	Domain 1 Organizational	Complete	5.00	5.00	100%	40%	27%	1,195,448	1,195,448
	Project Implementation Speed	N/A	0.00	0.00	0%				
	Patient Engagement Speed	Complete	1.00	1.00	100%				
Domain 1 Subtotal			6.00	6.00	100%	40%	27%	1,195,448	1,195,448
Domain 2	Domain 2 Pay for Reporting (P4R)	Complete	15.00	15.00	100%	10%	7%	298,862	298,862
	Domain 2 Pay for Performance (P4P)	Complete	8.00	3.33	42%	50%	67%	2,988,621	1,245,259
Domain 2 Subtotal			23.00	18.33	80%	60%	73%	3,287,483	1,544,121
Total			29.00	24.33	84%	100%	100%	4,482,931	2,739,569

Total Project 2.c.i AVs Awarded: 24.33 out of 29

Hide Reviewer Comments

Domain 1 Project Milestones Project 2.c.i						
AV Driving	Project Requirement and Metric/Deliverable	Required Due Date	Committed Due Date	Milestone Status	Reviewer Status	AVs Awarded
●	Module 1 - Major risks to implementation and mitigation strategies	Ongoing	N/A	In Process	Pass & Ongoing	N/A
Enter Reviewer Comment						



Save & Return

Print

Achievement Value (AV) Scorecard DY3, Q4 January 1, 2018 - March 31, 2018 (Payment Quarter)
Care Compass Network - Project 2.c.i

●	Module 2 - Project Implementation Speed	Ongoing	N/A	Completed	Pass & Complete	0.00	
	<i>Enter Reviewer Comment</i>						
◐					Pass & Ongoing	1	
	<i>Enter Reviewer Comment</i>						
Total						1.00	

Domain 1 Project Prescribed Milestones - Project 2.c.i						
AV Driving	Project Requirement and Metric/Deliverable	Required Due Date	Committed Due Date	Milestone Status	Reviewer Status	AVs Awarded
●	1. Create community-based health navigation services, with the goal of assisting patients in accessing healthcare services efficiently.	3/31/2017	3/31/2017	Completed	Pass & Complete	N/A
	<i>Enter Reviewer Comment</i>					
●	2. Develop a community care resource guide to assist the community resources and ensure compliance with protocols, under direction from a collaborating program oversight group of medical/behavioral health, community nursing, and social support services providers.	3/31/2017	3/31/2017	Completed	Pass & Complete	N/A
	<i>Enter Reviewer Comment</i>					
◐					Pass & Complete	N/A
	<i>Enter Reviewer Comment</i>					
◐					Pass & Complete	N/A
	<i>Enter Reviewer Comment</i>					



Save & Return

Print

Achievement Value (AV) Scorecard DY3, Q4 January 1, 2018 - March 31, 2018 (Payment Quarter)
Care Compass Network - Project 2.c.i

●	5. Provide community navigators with access to non-clinical resources, such as transportation and housing services.	3/31/2017	3/31/2017	Completed	Pass & Complete	N/A
Enter Reviewer Comment						
●	6. Establish case loads and discharge processes to ensure efficiency in the system for community navigators who are following patients longitudinally.	3/31/2017	3/31/2017	Completed		N/A
Enter Reviewer Comment						
◐						N/A
Enter Reviewer Comment						
◐						N/A
Enter Reviewer Comment						

Domain 2 Pay for Reporting Project

●	Adult Access to Preventive or Ambulatory Care - 20 to 44 years				Pass & Ongoing	0.3333333
Enter Reviewer Comment						
◐						0.3333333
Enter Reviewer Comment						



Save & Return

Print

Achievement Value (AV) Scorecard DY3, Q4 January 1, 2018 - March 31, 2018 (Payment Quarter)
Care Compass Network - Project 2.c.i

	Enter Reviewer Comment		
		Pass & Ongoing	1
	Enter Reviewer Comment		
		Pass & Ongoing	0.25
	Enter Reviewer Comment		
		Pass & Ongoing	0.25
	Enter Reviewer Comment		
		Pass & Ongoing	0.25
	Enter Reviewer Comment		
		Pass & Ongoing	0.25
	Enter Reviewer Comment		
		Pass & Ongoing	1
	Enter Reviewer Comment		
		Pass & Ongoing	1
	Enter Reviewer Comment		
		Pass & Ongoing	



Save & Return

Print

Achievement Value (AV) Scorecard DY3, Q4 January 1, 2018 - March 31, 2018 (Payment Quarter)
Care Compass Network - Project 2.c.i

	<i>Enter Reviewer Comment</i>		
		Pass & Ongoing	1
	<i>Enter Reviewer Comment</i>		
	PDI 90- Composite of all measures +/-	Pass & Ongoing	1
	<i>Enter Reviewer Comment</i>		
	Percent of eligible providers with participating agreements with RHIOs, meeting Meaningful Use criteria and able to participate in bidirectional exchange	Pass & Ongoing	1
	<i>Enter Reviewer Comment</i>		
		Pass & Ongoing	1
	<i>Enter Reviewer Comment</i>		
		Pass & Ongoing	1
	<i>Enter Reviewer Comment</i>		
		Pass & Ongoing	1
	<i>Enter Reviewer Comment</i>		
		Pass & Ongoing	



Save & Return

Print

Achievement Value (AV) Scorecard DY3, Q4 January 1, 2018 - March 31, 2018 (Payment Quarter)
Care Compass Network - Project 2.c.i

	Enter Reviewer Comment		
		Pass & Ongoing	0.5
	Enter Reviewer Comment		
		Pass & Ongoing	0.5
	Enter Reviewer Comment		
Total			15.00

Domain 2 Pay for Performance Project			
AV Driving	Measure	Reviewer Status	AVS Awarded
		Fail	
	Enter Reviewer Comment		
		Fail	
	Enter Reviewer Comment		
		Pass & Ongoing	
	Enter Reviewer Comment		
		Pass & Ongoing	
	Enter Reviewer Comment		
		Fail	
	Enter Reviewer Comment		
		Fail	
	Enter Reviewer Comment		
		Fail	
	Enter Reviewer Comment		
		Fail	



Save & Return

Print

Achievement Value (AV) Scorecard DY3, Q4 January 1, 2018 - March 31, 2018 (Payment Quarter)
Care Compass Network - Project 2.c.i

	Enter Reviewer Comment		
	Enter Reviewer Comment	Fail	0
	Enter Reviewer Comment	Fail	0
	Enter Reviewer Comment	Fail	0
	Enter Reviewer Comment	Pass & Ongoing	1
	Enter Reviewer Comment	Pass & Ongoing	0.5
	Enter Reviewer Comment	Pass & Ongoing	0.5
Total			3.33



Save & Return

Print

Achievement Value (AV) Scorecard DY3, Q4 January 1, 2018 - March 31, 2018 (Payment Quarter)
Care Compass Network - Project 2.d.i

Project Snapshot	
Project Domain	System Transformation Projects (Domain 2)
Project ID	2.d.i
Project Title	Implementation of Patient Activation Activities to Engage, Educate and Integrate the uninsured and low/non-utilizing Medicaid populations into

Payment Snapshot	
DY3, Q4 Payment Available	\$ 4,461,781
DY3, Q4 Payment Earned	\$ 2,785,662

2.d.i Scoresheet									
Domain	Component	Review Status	AVs Available	Net AVs Awarded	Percentage AV	Domain Funding % (DY3)	Domain Funding % (DY3, Q4)	Payment Available (\$)	Net Payment Earned (\$)
Domain 1	Domain 1 Organizational	Complete	5.00	5.00	100%	40%	27%	1,189,808	1,000,950
	Project Implementation Speed	Complete	1.00	0.89	89%				
	Patient Engagement Speed	Complete	1.00	0.00	0%				
Domain 1 Subtotal			7.00	5.89	84%	40%	27%	1,189,808	1,000,950
Domain 2	Domain 2 Pay for Reporting (P4R)	Complete	4.00	4.00	100%	10%	7%	297,452	297,452
	Domain 2 Pay for Performance (P4P)	Complete	4.00	2.00	50%	50%	67%	2,974,520	1,487,260
Domain 2 Subtotal			8.00	6.00	75%	60%	73%	3,271,972	1,784,712
Total			15.00	11.89	79%	100%	100%	4,461,781	2,785,662

Total Project 2.d.i AVs Awarded: 11.89 out of 15

Hide Reviewer Comments

Domain 1 Project Milestones Project 2.d.i						
AV Driving	Project Requirement and Metric/Deliverable	Required Due Date	Committed Due Date	Milestone Status	Reviewer Status	AVs Awarded
●	Module 1 - Major risks to implementation and mitigation strategies	Ongoing	N/A	In Process	Pass & Ongoing	N/A
Enter Reviewer Comment						



Save & Return

Print

Achievement Value (AV) Scorecard DY3, Q4 January 1, 2018 - March 31, 2018 (Payment Quarter)
Care Compass Network - Project 2.d.i

●	Module 2 - Project Implementation Speed	Ongoing	N/A	Completed	Pass & Complete	0.89
						Fail
●	<i>Enter Reviewer Comment</i>					
Total						0.89

Domain 1 Project Prescribed Milestones - Project 2.d.i						
AV Driving	Project Requirement and Metric/Deliverable	Required Due Date	Committed Due Date	Milestone Status	Reviewer Status	AVs Awarded
●	1. Contract or partner with community-based organizations (CBOs) to engage target populations using PAM® and other patient activation techniques. The PPS must provide oversight and ensure that engagement is sufficient and appropriate.	3/31/2018	3/31/2018	Completed	Pass & Complete	0.111
	<i>Enter Reviewer Comment</i>					
●	2. Establish a PPS-wide training team, comprised of members with training in PAM® and expertise in patient activation and engagement.	3/31/2017	3/31/2017	Completed	Pass & Complete	N/A
	<i>Enter Reviewer Comment</i>					
●	3. Identify UI, NU, and LU “hot spot” areas (e.g., emergency rooms). Contract or partner with CBOs to perform outreach within the identified “hot spot” areas.	3/31/2017	3/31/2017	Completed	Pass & Complete	N/A
	<i>Enter Reviewer Comment</i>					
					Pass & Complete	



Save & Return

Print

Achievement Value (AV) Scorecard DY3, Q4 January 1, 2018 - March 31, 2018 (Payment Quarter)
Care Compass Network - Project 2.d.i

	<i>Enter Reviewer Comment</i>							
●	5. Train providers located within “hot spots” on patient activation techniques, such as shared decision-making, measurements of health literacy, and cultural competency.	3/31/2018	3/31/2018	Completed	Pass & Complete	0.111		
	<i>Enter Reviewer Comment</i>							
●	6. Obtain list of PCPs assigned to NU and LU enrollees from MCOs. Along with the member's MCO and assigned PCP, reconnect beneficiaries to his/her designated PCP (see outcome measurements in #10).	3/31/2017	3/31/2017	Completed	Pass & Complete	N/A		
	<i>Enter Reviewer Comment</i>							
●	7. Baseline each beneficiary cohort (per method developed by state) to appropriately identify cohorts using PAM® during the first year of the project and again, at set intervals. Baselines, as well as intervals towards improvement, must be set for each cohort at the beginning of each performance period.	3/31/2018	3/31/2018	Completed	Pass & Complete	0.111		
	<i>Enter Reviewer Comment</i>							
					Pass & Complete	N/A		
	<i>Enter Reviewer Comment</i>							
●	9. Measure PAM® components	3/31/2018	3/31/2018	Completed	Pass & Complete	0.111		
	<i>Enter Reviewer Comment</i>							
●	10. Increase the volume of non-emergent (primary, behavioral, dental) care provided to UI, NU, and LU persons.	3/31/2018	3/31/2018	Completed	Fail	0.000		
	<i>Enter Reviewer Comment</i>							



Save & Return

Print

Achievement Value (AV) Scorecard DY3, Q4 January 1, 2018 - March 31, 2018 (Payment Quarter)
Care Compass Network - Project 2.d.i

●	11. Contract or partner with CBOs to develop a group of community navigators who are trained in connectivity to healthcare coverage, community healthcare resources (including for primary and preventive services) and patient education.	3/31/2018	3/31/2018	Completed	Pass & Complete	0.111
<i>Enter Reviewer Comment</i>						
●	12. Develop a process for Medicaid recipients and project participants to report complaints and receive customer service.	3/31/2017	3/31/2017	Completed	Pass & Complete	N/A
<i>Enter Reviewer Comment</i>						
●	13. Train community navigators in patient activation and education, including how to appropriately assist project beneficiaries using the PAM®.	3/31/2017	3/31/2017	Completed	Pass & Complete	N/A
<i>Enter Reviewer Comment</i>						
●	14. Ensure direct hand-offs to navigators who are prominently placed at “hot spots,” partnered CBOs, emergency departments, or community events, so as to facilitate education regarding health insurance coverage, age-appropriate primary and preventive healthcare services and	3/31/2018	3/31/2018	Completed	Pass & Complete	0.111
<i>Enter Reviewer Comment</i>						
●	15. Inform and educate navigators about insurance options and healthcare resources available to UI, NU, and LU populations.	3/31/2018	3/31/2018	Completed	Pass & Complete	0.111
<i>Enter Reviewer Comment</i>						
●	16. Ensure appropriate and timely access for navigators when attempting to establish primary and preventive services for a community member.	3/31/2018	3/31/2018	Completed	Pass & Complete	0.111
<i>Enter Reviewer Comment</i>						
●	17. Perform population health management by actively using EHRs and other IT platforms, including use of targeted patient registries, to track all patients engaged in the project.	3/31/2017	3/31/2017	Completed	Pass & Complete	N/A



Save & Return

Print

*Achievement Value (AV) Scorecard DY3, Q4 January 1, 2018 - March 31, 2018 (Payment Quarter)
Care Compass Network - Project 2.d.i*



Domain 2 Pay for Performance and Pay for Reporting - Project 2.d.i

Domain 2 Pay for Performance and Pay for Reporting - Project 2.d.i		
●	C&G CAHPS by PPS for uninsured- Getting timely appointments, care, and information	0.25
●		0.25
●		0.25
●		0.25
●		1
●		1



Save & Return

Print

Achievement Value (AV) Scorecard DY3, Q4 January 1, 2018 - March 31, 2018 (Payment Quarter)
Care Compass Network - Project 2.d.i

●	Use of primary and preventive care services-- Percent of attributed Medicaid members with no claims history for primary care and preventive services in measurement year compared to same in baseline year		1
<i>Enter Reviewer Comment</i>			
Total			4.00

Domain 2 Pay for Performance and Pay for Reporting - Project 2.d.i			
AV Driving	Measure	Reviewer Status	AVS Awarded
●		Fail	
<i>Enter Reviewer Comment</i>			
●		Fail	
<i>Enter Reviewer Comment</i>			
●		Fail	
<i>Enter Reviewer Comment</i>			
●		Fail	
<i>Enter Reviewer Comment</i>			
●		Pass & Ongoing	
<i>Enter Reviewer Comment</i>			
●		Pass & Ongoing	
<i>Enter Reviewer Comment</i>			
●		Fail	
<i>Enter Reviewer Comment</i>			
Total			2.00



Save & Return

Print

Achievement Value (AV) Scorecard DY3, Q4 January 1, 2018 - March 31, 2018 (Payment Quarter)
Care Compass Network - Project 3.a.i

Payment Snapshot	
DY3, Q4 Payment Available	\$ 2,941,833
DY3, Q4 Payment Earned	\$ 1,618,008

3.a.i Scoresheet									
Domain	Component	Review Status	AVs Available	Net AVs Awarded	Percentage AV	Domain Funding % (DY3)	Domain Funding % (DY3, Q4)	Payment Available (\$)	Net Payment Earned (\$)
Domain 1	Domain 1 Organizational	Complete	5.00	5.00	100%	40%	40%	1,176,733	1,008,628
	Project Implementation Speed	Complete	1.00	1.00	100%				
	Patient Engagement Speed	Complete	1.00	0.00	0%				
Domain 1 Subtotal			7.00	6.00	86%	40%	40%	1,176,733	1,008,628
Domain 3	Domain 3 Pay for Reporting (P4R)	Complete	2.00	2.00	100%	10%	10%	294,183	294,183
	Domain 3 Pay for Performance	Complete	7.00	1.50	21%	50%	50%	1,470,916	315,196
Domain 3 Subtotal			9.00	3.50	39%	60%	60%	1,765,100	609,380
Total			16.00	9.50	59%	100%	100%	2,941,833	1,618,008

Total Project 3.a.i AVs Awarded: 9.5 out of 16

Hide Reviewer Comments

Domain 1 Project Milestones Project 3.a.i						
AV Driving	Project Requirement and Metric/Deliverable	Required Due Date	Committed Due Date	Milestone Status	Reviewer Status	AVs Awarded
●	Module 1 - Major risks to implementation and mitigation strategies	Ongoing	N/A	In Process	Pass & Ongoing	N/A
Enter Reviewer Comment						



Save & Return

Print

Achievement Value (AV) Scorecard DY3, Q4 January 1, 2018 - March 31, 2018 (Payment Quarter)
Care Compass Network - Project 3.a.i

●	Module 2 - Project Implementation Speed	Ongoing	N/A	In Process	Pass & Ongoing	1.00
	Enter Reviewer Comment					
●	Module 3 - Patient Engagement Speed	Ongoing	N/A	In Process	Fail	0
	Enter Reviewer Comment					
Total						2

Domain 1 Project Prescribed Milestones - Project 3.a.i Models 1, 2 and 3

3.a.i Model 1 3.a.i Model 2 3.a.i Model 3

Model	AV Driving	Project Requirement and Metric/Deliverable	Required Due Date	Committed Due Date	Milestone Status	Reviewer Status	AVs Awarded
3.a.i Model 1	●	1. Co-locate behavioral health services at primary care practice sites. All participating primary care practices must meet 2014 NCQA level 3 PCMH or Advance Primary Care Model standards by DY 3.	3/31/2018	3/31/2018	Completed	Pass & Complete	0.25
		Enter Reviewer Comment					
	●	2. Develop collaborative evidence-based standards of care including medication management and care engagement process.	3/31/2017	3/31/2017	Completed	Pass & Complete	N/A
		Enter Reviewer Comment					
	●	3. Conduct preventive care screenings, including behavioral health screenings (PHQ-2 or 9 for those screening positive, SBIRT) implemented for all patients to identify unmet needs.	3/31/2018	3/31/2018	Completed	Pass & Complete	0.25
		Enter Reviewer Comment					



Save & Return

Print

Achievement Value (AV) Scorecard DY3, Q4 January 1, 2018 - March 31, 2018 (Payment Quarter)
Care Compass Network - Project 3.a.i

3.a.i Model 2	●	4. Use EHRs or other technical platforms to track all patients engaged in this project.	3/31/2017	3/31/2017	Completed		N/A
	Enter Reviewer Comment						0.25
	●	6. Develop collaborative evidence-based standards of care including medication management and care engagement process.	3/31/2017	3/31/2017	Completed	Pass & Complete	N/A
	Enter Reviewer Comment						
3.a.i Model 2	●	7. Conduct preventive care screenings, including behavioral health screenings (PHQ-2 or 9 for those screening positive, SBIRT) implemented for all patients to identify unmet needs.	3/31/2018	3/31/2018	Completed	Pass & Complete	0.25
	Enter Reviewer Comment						
	●	Enter Reviewer Comment					N/A

Domain 3 Pay for Reporting

AV Driving	Measure	Reviewer Status	AVs Awarded
●	Follow-up care for Children Prescribed ADHD Medications - Continuation Phase		0.5



Save & Return

Print

*Achievement Value (AV) Scorecard DY3, Q4 January 1, 2018 - March 31, 2018 (Payment Quarter)
Care Compass Network - Project 3.a.i*

●	Follow-up care for Children Prescribed ADHD Medications - Initiation Phase	Pass & Ongoing	0.5
	P4R Measure DY3Q4		
◐		Pass & Ongoing	1
	P4R Measure DY3Q4		
Total			2

Domain 3 Pay for Performance

AV Driving	Measure	Reviewer Status	AVs Awarded
◐	P4P Measure DY3Q4	Fail	
◐	P4P Measure DY3Q4	Fail	
◐	P4P Measure DY3Q4	Fail	
◐	P4P Measure DY3Q4	Fail	
◐	P4P Measure DY3Q4	Fail	
◐	P4P Measure DY3Q4	Pass & Ongoing	
◐	P4P Measure DY3Q4	Fail	
◐	P4P Measure DY3Q4	Pass & Ongoing	
◐	P4P Measure DY3Q4	Fail	



Save & Return

Print

*Achievement Value (AV) Scorecard DY3, Q4 January 1, 2018 - March 31, 2018 (Payment Quarter)
Care Compass Network - Project 3.a.i*

●	Initiation of Alcohol and Other Drug Dependence Treatment (1 visit within 14 days) P4P Measure DY3Q4		0
		Fail	0
◐	P4P Measure DY3Q4		
Total			1.5



Save & Return

Print

Achievement Value (AV) Scorecard DY3, Q4 January 1, 2018 - March 31, 2018 (Payment Quarter)
Care Compass Network - Project 3.a.ii

Payment Snapshot	
DY3, Q4 Payment Available	\$ 2,786,315
DY3, Q4 Payment Earned	\$ 1,691,691

3.a.ii Scoresheet									
Domain	Component	Review Status	AVs Available	Net AVs Awarded	Percentage AV	Domain Funding % (DY3)	Domain Funding % (DY3, Q4)	Payment Available (\$)	Net Payment Earned (\$)
Domain 1	Domain 1 Organizational	Complete	5.00	5.00	100%	40%	40%	1,114,526	1,114,526
	Project Implementation Speed	Complete	1.00	1.00	100%				
	Patient Engagement Speed	Complete	1.00	1.00	100%				
Domain 1 Subtotal			7.00	7.00	100%	40%	40%	1,114,526	1,114,526
Domain 3	Domain 3 Pay for Reporting (P4R)	Complete	2.00	2.00	100%	10%	10%	278,632	278,632
	Domain 3 Pay for Performance (P4P)		7.00	1.50	21%	50%	50%	1,393,158	298,533.76
Domain 2 Subtotal			9.00	3.50	39%	60%	60%	1,671,789	577,165
Total			16.00	10.50	66%	100%	100%	2,786,315	1,691,691

Total Project 3.a.ii AVs Awarded: 10.5 out of 16

Hide Reviewer Comments

Domain 1 Project Milestones Project 3.a.ii						
AV Driving	Project Requirement and Metric/Deliverable	Required Due Date	Committed Due Date	Milestone Status	Reviewer Status	AVs Awarded
●	Module 1 - Major risks to implementation and mitigation strategies	Ongoing	N/A	In Process	Pass & Ongoing	N/A
Enter Reviewer Comment						



Save & Return

Print

**Achievement Value (AV) Scorecard DY3, Q4 January 1, 2018 - March 31, 2018 (Payment Quarter)
Care Compass Network - Project 3.a.ii**

●	Module 2 - Project Implementation Speed	Ongoing	N/A	In Process	Pass & Ongoing	1.00	
	<i>Enter Reviewer Comment</i>					Pass & Ongoing	1
●	<i>Enter Reviewer Comment</i>						
Total						2.00	

Domain 1 Project Prescribed Milestones - Project 3.a.ii						
AV Driving	Project Requirement and Metric/Deliverable	Required Due Date	Committed Due Date	Milestone Status	Reviewer Status	AVs Awarded
●	1. Implement a crisis intervention program that, at a minimum, includes outreach, mobile crisis, and intensive crisis services.	3/31/2018	3/31/2018	Completed	Pass & Complete	0.14
	<i>Enter Reviewer Comment</i>					
●	2. Establish clear linkages with Health Homes, ER and hospital services to develop and implement protocols for diversion of patients from emergency room and inpatient services.	3/31/2018	3/31/2018	Completed	Pass & Complete	0.14
	<i>Enter Reviewer Comment</i>					
●	3. Establish agreements with the Medicaid Managed Care organizations serving the affected population to provide coverage for the service array under this project.	3/31/2018	3/31/2018	Completed	Pass & Complete	0.14
	<i>Enter Reviewer Comment</i>					
●					Pass & Complete	NA
	<i>Enter Reviewer Comment</i>					



Save & Return

Print

Achievement Value (AV) Scorecard DY3, Q4 January 1, 2018 - March 31, 2018 (Payment Quarter)
Care Compass Network - Project 3.a.ii

●	5. Include at least one hospital with specialty psychiatric services and crisis-oriented psychiatric services; expansion of access to specialty psychiatric and crisis-oriented services.	3/31/2017	3/31/2017	Completed	Pass & Ongoing	NA
Enter Reviewer Comment						
●	6. Expand access to observation unit within hospital outpatient or at an off campus crisis residence for stabilization monitoring services (up to 48 hours).	3/31/2018	3/31/2018	Completed	Pass & Complete	0.14
Enter Reviewer Comment						
●	7. Deploy mobile crisis team(s) to provide crisis stabilization services using evidence-based protocols developed by medical staff.	3/31/2018	3/31/2018	Completed	Pass & Complete	0.14
Enter Reviewer Comment						
●	8. Ensure that all PPS safety net providers have actively connected EHR systems with local health information exchange/RHIO/SHIN-NY and share health information among clinical partners, including direct exchange (secure messaging), alerts and patient record look up by the end of Demonstration Year (DY) 3.	3/31/2018	3/31/2018	Completed	Pass & Complete	0.14
Enter Reviewer Comment						
●	9. Establish central triage service with agreements among participating psychiatrists, mental health, behavioral health, and substance abuse providers.	3/31/2018	3/31/2018	Completed	Pass & Complete	0.14
Enter Reviewer Comment						
●	10. Ensure quality committee is established for oversight and surveillance of compliance with protocols and quality of care.	3/31/2017	3/31/2017	Completed	Pass & Complete	NA
Enter Reviewer Comment						
					Pass & Complete	




Save & Return

Print


*Achievement Value (AV) Scorecard DY3, Q4 January 1, 2018 - March 31, 2018 (Payment Quarter)
Care Compass Network - Project 3.a.ii*



Domain 3 Pay for Reporting



●	Follow-up care for Children Prescribed ADHD Medications - Continuation Phase	0.5
---	--	-----



●		1
---	--	---



Domain 3 Pay for Performance



●	Adherence to Antipsychotic Medications for People with Schizophrenia	0
---	--	---



Save & Return

Print

*Achievement Value (AV) Scorecard DY3, Q4 January 1, 2018 - March 31, 2018 (Payment Quarter)
Care Compass Network - Project 3.a.ii*

	Antidepressant Medication Management - Effective Acute Phase Treatment	Fail	0
	P4P Measure DY3Q4		
		Fail	0
	P4P Measure DY3Q4		
	P4P Measure DY3Q4		
		Fail	0
	P4P Measure DY3Q4		
		Pass & Ongoing	1
	P4P Measure DY3Q4		
		Fail	0
	P4P Measure DY3Q4		
		Pass & Ongoing	0.5
	P4P Measure DY3Q4		
		Fail	0
	P4P Measure DY3Q4		



Save & Return

Print

*Achievement Value (AV) Scorecard DY3, Q4 January 1, 2018 - March 31, 2018 (Payment Quarter)
Care Compass Network - Project 3.a.ii*

●	Initiation of Alcohol and Other Drug Dependence Treatment (1 visit within 14 days) P4P Measure DY3Q4		0
		Fail	0
◐	P4P Measure DY3Q4		
Total			1.5



Save & Return

Print

Achievement Value (AV) Scorecard DY3, Q4 January 1, 2018 - March 31, 2018 (Payment Quarter)
Care Compass Network - Project 3.b.i

Payment Snapshot	
DY3, Q4 Payment Available	\$ 2,152,468
DY3, Q4 Payment Earned	\$ 2,004,870

3.b.i Scoresheet									
Domain	Component	Review Status	AVs Available	Net AVs Awarded	Percentage AV	Domain Funding % (DY3)	Domain Funding % (DY3, Q4)	Payment Available (\$)	Net Payment Earned (\$)
Domain 1	Domain 1 Organizational	Complete	5.00	5.00	100%	40%	40%	860,987	713,389
	Project Implementation Speed	Complete	1.00	0.80	80%				
	Patient Engagement Speed	Complete	1.00	0.00	0%				
Domain 1 Subtotal			7.00	5.80	83%	40%	40%	860,987	713,389
Domain 3	Domain 3 Pay for Reporting (P4R)	Complete	8.00	8.00	100%	10%	60%	1,291,481	1,291,481
	Domain 3 Pay for Performance (P4P)		0.00	0.00	N/A	50%	0%	-	-
Domain 2 Subtotal			8.00	8.00	100%	60%	60%	1,291,481	1,291,481
Total			15.00	13.80	92%	100%	100%	2,152,468	2,004,870

Total Project 3.b.i AVs Awarded: 13.8 out of 15

Hide Reviewer Comments

Domain 1 Project Milestones Project 3.b.i						
AV Driving	Project Requirement and Metric/Deliverable	Required Due Date	Committed Due Date	Milestone Status	Reviewer Status	AVs Awarded
●	Module 1 - Major risks to implementation and mitigation strategies	Ongoing	N/A	In Process	Pass & Ongoing	N/A
Enter Reviewer Comment						



Save & Return

Print

**Achievement Value (AV) Scorecard DY3, Q4 January 1, 2018 - March 31, 2018 (Payment Quarter)
Care Compass Network - Project 3.b.i**

●	Module 2 - Project Implementation Speed	Ongoing	N/A	In Process	Pass & Ongoing	0.80
	Enter Reviewer Comment					
●					Fail	0
	Enter Reviewer Comment					
Total						0.80

Domain 1 Project Prescribed Milestones - Project 3.b.i						
AV Driving	Project Requirement and Metric/Deliverable	Required Due Date	Committed Due Date	Milestone Status	Reviewer Status	AVs Awarded
●	1. Implement program to improve management of cardiovascular disease using evidence-based strategies in the ambulatory and community care setting.	3/31/2018	3/31/2018	Completed	Pass & Complete	0.10
Enter Reviewer Comment						
●	2. Ensure that all PPS safety net providers are actively connected to EHR systems with local health information exchange/RHIO/SHIN-NY and share health information among clinical partners, including direct exchange (secure messaging), alerts and patient record look up, by the end of DY 3.	3/31/2018	3/31/2018	Completed	Fail	0.00
Enter Reviewer Comment						
●	3. Ensure that EHR systems used by participating safety net providers meet Meaningful Use and PCMH Level 3 standards and/or APCM by the end of Demonstration Year 3.	3/31/2018	3/31/2018	Completed	Pass & Complete	0.10
Enter Reviewer Comment						
					Pass & Complete	



Save & Return

Print

**Achievement Value (AV) Scorecard DY3, Q4 January 1, 2018 - March 31, 2018 (Payment Quarter)
Care Compass Network - Project 3.b.i**

	<i>Enter Reviewer Comment</i>					
●	5. Use the EHR to prompt providers to complete the 5 A's of tobacco control (Ask, Assess, Advise, Assist, and Arrange).	3/31/2018	3/31/2018	Completed	Pass & Complete	0.10
	<i>Enter Reviewer Comment</i>					
●	6. Adopt and follow standardized treatment protocols for hypertension and elevated cholesterol.	3/31/2017	3/31/2017	Completed	Pass & Complete	N/A
	<i>Enter Reviewer Comment</i>					
●	7. Develop care coordination teams including use of nursing staff, pharmacists, dieticians and community health workers to address lifestyle changes, medication adherence, health literacy issues, and patient self-efficacy and confidence in self-management.	3/31/2017	3/31/2017	Completed	Pass & Complete	N/A
	<i>Enter Reviewer Comment</i>					
●	8. Provide opportunities for follow-up blood pressure checks without a copayment or advanced appointment.	3/31/2018	3/31/2018	Completed	Pass & Complete	0.10
	<i>Enter Reviewer Comment</i>					
●	9. Ensure that all staff involved in measuring and recording blood pressure are using correct measurement techniques and equipment.	3/31/2017	3/31/2017	Completed	Pass & Complete	N/A
	<i>Enter Reviewer Comment</i>					
●	10. Identify patients who have repeated elevated blood pressure readings in the medical record but do not have a diagnosis of hypertension and schedule them for a hypertension visit.	3/31/2018	3/31/2018	Completed	Fail	0.00
	<i>Enter Reviewer Comment</i>					
					Pass & Complete	



Save & Return

Print

**Achievement Value (AV) Scorecard DY3, Q4 January 1, 2018 - March 31, 2018 (Payment Quarter)
Care Compass Network - Project 3.b.i**

	<i>Enter Reviewer Comment</i>					
●	12. Document patient driven self-management goals in the medical record and review with patients at each visit.	3/31/2018	3/31/2018	Completed	Pass & Complete	0.10
	<i>Enter Reviewer Comment</i>					
●	13. Follow up with referrals to community based programs to document participation and behavioral and health status changes.	3/31/2018	3/31/2018	Completed	Pass & Complete	0.10
	<i>Enter Reviewer Comment</i>					
●	14. Develop and implement protocols for home blood pressure monitoring with follow up support.	3/31/2017	3/31/2017	Completed	Pass & Complete	N/A
	<i>Enter Reviewer Comment</i>					
●	15. Generate lists of patients with hypertension who have not had a recent visit and schedule a follow up visit.	3/31/2017	3/31/2017	Completed	Pass & Complete	N/A
	<i>Enter Reviewer Comment</i>					
●	16. Facilitate referrals to NYS Smoker's Quitline.	3/31/2017	3/31/2017	Completed	Pass & Complete	N/A
	<i>Enter Reviewer Comment</i>					
●	17. Perform additional actions including "hot spotting" strategies in high risk neighborhoods, linkages to Health Homes for the highest risk	3/31/2018	3/31/2018	Completed	Pass & Complete	0.10
	<i>Enter Reviewer Comment</i>					
●	18. Adopt strategies from the Million Hearts Campaign.	3/31/2017	3/31/2017	Completed	Fail	N/A
	<i>Enter Reviewer Comment</i>					
●	19. Form agreements with the Medicaid Managed Care organizations serving the affected population to coordinate services under this project.	3/31/2018	3/31/2018	Completed	Pass & Complete	



Save & Return

Print

*Achievement Value (AV) Scorecard DY3, Q4 January 1, 2018 - March 31, 2018 (Payment Quarter)
Care Compass Network - Project 3.b.i*

			N/A

Domain 3 Pay for Performance and Pay for Reporting

	Aspirin Use		0.5
			0.5
			1
			1
			1
			1



Save & Return

Print

*Achievement Value (AV) Scorecard DY3, Q4 January 1, 2018 - March 31, 2018 (Payment Quarter)
Care Compass Network - Project 3.b.i*

	Medical Assistance with Smoking and Tobacco Use Cessation - Advised to Quit	Pass & Ongoing	0.3333333
	P4R Measure DY3Q4		
		Pass & Ongoing	0.3333333
	P4R Measure DY3Q4		
		Pass & Ongoing	0.3333333
	P4R Measure DY3Q4		
		Pass & Ongoing	0.5
	P4R Measure DY3Q4		
		Pass & Ongoing	0.5
	P4R Measure DY3Q4		
		Pass & Ongoing	1
	P4R Measure in DY3Q4		
		Pass & Ongoing	1
	P4R Measure DY3Q4		
Total			8.00



Save & Return

Print

Achievement Value (AV) Scorecard DY3, Q4 January 1, 2018 - March 31, 2018 (Payment Quarter)
Care Compass Network - Project 3.g.i

Payment Snapshot	
DY3, Q4 Payment Available	\$ 2,484,005
DY3, Q4 Payment Earned	\$ 2,373,605

3.g.i Scoresheet									
Domain	Component	Review Status	AVs Available	Net AVs Awarded	Percentage AV	Domain Funding % (DY3)	Domain Funding % (DY3, Q4)	Payment Available (\$)	Net Payment Earned (\$)
Domain 1	Domain 1 Organizational	Complete	5.00	5.00	100%	40%	27%	662,401	552,001
	Project Implementation Speed	N/A	0.00	0.00	0%				
	Patient Engagement Speed	Complete	1.00	0.00	0%				
Domain 1 Subtotal			6.00	5.00	83%	60%	27%	662,401	552,001
Domain 3	Domain 3 Pay for Reporting (P4R)	Complete	5.00	5.00	100%	10%	73%	1,821,604	1,821,604
	Domain 3 Pay for Performance (P4P)	N/A	N/A	N/A	N/A	50%	0%		
Domain 2 Subtotal			5.00	5.00	100%	60%	73%	1,821,604	1,821,604
Total		Complete	11.00	10.00	91%	120%	100%	2,484,005	2,373,605

Total Project 3.g.i AVs Awarded: 10 out of 11

Hide Reviewer Comments

Domain 1 Project Milestones Project 3.g.i						
AV Driving	Project Requirement and Metric/Deliverable	Required Due Date	Committed Due Date	Milestone Status	Reviewer Status	AVs Awarded
●	Module 1 - Major risks to implementation and mitigation strategies	Ongoing	N/A	In Process	Pass & Ongoing	N/A
Enter Reviewer Comment						



Save & Return

Print

Achievement Value (AV) Scorecard DY3, Q4 January 1, 2018 - March 31, 2018 (Payment Quarter)
Care Compass Network - Project 3.g.i

●	Module 2 - Project Implementation Speed	3/17/2017	N/A	Completed	Pass & Ongoing	0.00
	<i>Enter Reviewer Comment</i>					
●					Fail	0
	<i>Enter Reviewer Comment</i>					
Total						0.00

Domain 1 Project Prescribed Milestones - Project 3.g.i						
AV Driving	Project Requirement and Metric/Deliverable	Required Due Date	Committed Due Date	Milestone Status	Reviewer Status	AVs Awarded
●	1. Integrate Palliative Care into appropriate participating PCPs that have, or will have, achieved NCQA PCMH and/or APCM certification.	3/31/2017	3/31/2017	Completed	Pass & Complete	N/A
●	2. Develop partnerships with community and provider resources including Hospice to bring the palliative care supports and services into the	3/31/2017	3/31/2017	Completed	Pass & Complete	N/A
●	3. Develop and adopt clinical guidelines agreed to by all partners including services and eligibility.	3/31/2017	3/31/2017	Completed	Pass & Complete	N/A
●	4. Engage staff in trainings to increase role-appropriate competence in palliative care skills and protocols developed by the PPS.	3/31/2017	3/31/2017	Completed	Pass & Complete	N/A
					Pass & Complete	



Save & Return

Print

*Achievement Value (AV) Scorecard DY3, Q4 January 1, 2018 - March 31, 2018 (Payment Quarter)
Care Compass Network - Project 3.g.i*

			N/A

Domain 3 Pay for Performance and Pay for Reporting - Project 3.g.i (all Milestones are P4R in DY2)

	Advanced Directives - Talked about Appointing for Health Decisions		1
			1
			1
			1
			1
			1



Save & Return

Print

Achievement Value (AV) Scorecard DY3, Q4 January 1, 2018 - March 31, 2018 (Payment Quarter)
Care Compass Network - Project 4.a.iii

Payment Snapshot	
DY3, Q4 Payment Available	\$ 1,667,967
DY3, Q4 Payment Earned	\$ 1,667,967

4.a.iii Scoresheet									
Domain	Component	Review Status	AVs Available	Net AVs Awarded	Percentage AV	Domain Funding % (DY3)	Domain Funding % (DY3, Q4)	Payment Available (\$)	Net Payment Earned (\$)
Domain 1	Domain 1 Organizational	Complete	5.00	5.00	100%	40%	40%	667,187	667,187
	Project Implementation Speed	N/A	0.00	0.00	0%				
	Patient Engagement Speed	N/A	0.00	0.00	0%				
Domain 1 Subtotal			5.00	5.00	100%	40%	40%	667,187	667,187
Domain 4	Domain 4 Pay for Reporting (P4R)	Complete	11.00	11.00	100%	60%	60%	1,000,780	1,000,780
	Domain 4 Pay for Performance (P4P)	N/A	N/A	N/A	N/A	0%	0%	-	-
Domain 4 Subtotal			11.00	11.00	100%	60%	60%	1,000,780	1,000,780
Total			16.00	16.00	100%	100%	100%	1,667,967	1,667,967

Total Project 4.a.iii AVs Awarded: 16 out of 16

Hide Reviewer Comments

Domain 4 Pay for Performance and Pay for Reporting - Project 4.a.iii (all Milestones are P4R in DY2)			
AV Driving	Measure	Reviewer Status	AVs Awarded
	Age-adjusted preventable hospitalizations rate per 10,000 - Aged 18+ years – Ratio of Hispanics to White non-Hispanics	Pass & Ongoing	1
Enter Reviewer Comment			



Save & Return

Print

Achievement Value (AV) Scorecard DY3, Q4 January 1, 2018 - March 31, 2018 (Payment Quarter)
Care Compass Network - Project 4.a.iii

●	Age-adjusted suicide death rate per 100,000	Pass & Ongoing	1
<i>Enter Reviewer Comment</i>			
◐		Pass & Ongoing	1
<i>Enter Reviewer Comment</i>			
◐		Pass & Ongoing	1
<i>Enter Reviewer Comment</i>			
◐		Pass & Ongoing	1
<i>Enter Reviewer Comment</i>			
◐		Pass & Ongoing	1
<i>Enter Reviewer Comment</i>			
◐		Pass & Ongoing	1
<i>Enter Reviewer Comment</i>			
◐		Pass & Ongoing	1
<i>Enter Reviewer Comment</i>			
◐		Pass & Ongoing	1
<i>Enter Reviewer Comment</i>			



Save & Return

Print

*Achievement Value (AV) Scorecard DY3, Q4 January 1, 2018 - March 31, 2018 (Payment Quarter)
Care Compass Network - Project 4.a.iii*

●	Age-adjusted preventable hospitalizations rate per 10,000 - Aged 18+ years		1
	<i>Enter Reviewer Comment</i>		
◐		Pass & Ongoing	1
	<i>Enter Reviewer Comment</i>		
Total			11.00



Save & Return

Print

Achievement Value (AV) Scorecard DY3, Q4 January 1, 2018 - March 31, 2018 (Payment Quarter)
Care Compass Network - Project 4.b.ii

Project Snapshot	
Project Domain	Domain 4: Population-wide Projects: New York's
Project ID	4.b.ii
Project Title	Increase Access to High Quality Chronic Disease Preventive Care and Management in Both Clinical and Community Settings

Payment Snapshot	
DY3, Q4 Payment Available	\$ 1,389,691
DY3, Q4 Payment Earned	\$ 1,389,691

4.b.ii Scoresheet									
Domain	Component	Review Status	AVs Available	Net AVs Awarded	Percentage AV	Domain Funding % (DY3)	Domain Funding % (DY3, Q4)	Payment Available (\$)	Net Payment Earned (\$)
Domain 1	Domain 1 Organizational	Complete	5.00	5.00	100%	40%	40%	555,876	555,876
	Project Implementation Speed	N/A	0.00	0.00	0%				
	Patient Engagement Speed	N/A	0.00	0.00	0%				
Domain 1 Subtotal			5.00	5.00	100%	40%	40%	555,876	555,876
Domain 4	Domain 4 Pay for Reporting (P4R)	Complete	17.00	17.00	100%	60%	60%	833,814	833,814
	Domain 4 Pay for Performance (P4P)	N/A	N/A	N/A	N/A	0%	0%	-	-
Domain 4 Subtotal			17.00	17.00	100%	60%	60%	833,814	833,814
Total		Complete	22.00	22.00	100%	100%	100%	1,389,691	1,389,691

Total Project 4.b.ii AVs Awarded: 22 out of 22

Hide Reviewer Comments

Domain 4 Pay for Performance and Pay for Reporting			
AV Driving	Measure	Reviewer Status	AVs Awarded
	Percentage of premature death (before age 65 years)	Pass & Ongoing	1
Enter Reviewer Comment			



Save & Return

Print

**Achievement Value (AV) Scorecard DY3, Q4 January 1, 2018 - March 31, 2018 (Payment Quarter)
Care Compass Network - Project 4.b.ii**

●	Percentage of premature death (before age 65 years) – Ratio of Black non-Hispanics to White non-Hispanics	Pass & Ongoing	1
<i>Enter Reviewer Comment</i>			
◐		Pass & Ongoing	1
<i>Enter Reviewer Comment</i>			
◐		Pass & Ongoing	1
<i>Enter Reviewer Comment</i>			
◐		Pass & Ongoing	1
<i>Enter Reviewer Comment</i>			
◐		Pass & Ongoing	1
<i>Enter Reviewer Comment</i>			
◐		Pass & Ongoing	1
<i>Enter Reviewer Comment</i>			
◐		Pass & Ongoing	1
<i>Enter Reviewer Comment</i>			
◐		Pass & Ongoing	1
<i>Enter Reviewer Comment</i>			



Department
of Health

Medicaid
Redesign Team

New York State Department of Health
Delivery System Reform Incentive Payment (DSRIP) Program

Achievement Value (AV) Scorecard DY3, Q4 January 1, 2018 - March 31, 2018 (Payment Quarter)
Care Compass Network - Project 4.b.ii

Save & Return

Print

Total

17.00