

General Instructions		
Step	Description/Link	Image
1. Enable Content	Click "Enable Content" at the top of the screen to enable macros.	
2. Review AV Scorecard Overview	The AV scorecard Overview is a summary of the report Click to Access AV Scorecard Overview	

Functionality		
Step	Description/Link	Image
1. Print	All tabs include a print button in the upper left hand corner. The AV Scorecard Overview tab also includes a "Print All" button which will print all relevany reports.	
2. Access Detailed Project Reports and return to AV Scorecard Overview	The AV Scorecard Overview tab is the landing page from which detailed project reports can be viewed. From the AV Scorecard Overview" click the relevant project button to access the project tab. From the project tab click "Save and Return" to access the AV Scorecard Overview	
3. Show or Hide reviewer comments	Each project tab includes a Show/Hide Reviewer Comments button on the left hand side of the screen. Click "Show Reviewer Comments" to show comments and "Hide Reviewer Comments" to hide comments.	



Print Summary

Print All

*Achievement Value (AV) Scorecard
Staten Island Performing Provider System, LLC*

PPS Information

Quarter	DY3, Q4 January 1, 2018 - March 31, 2018 (Payment Quarter)
PPS	Staten Island Performing Provider System, LLC
PPS Number	43

Achievement Value (AV) Scorecard Summary

Project Link (click on the purple link below to access each individual project report)	AV Data				Payment Data	
	AVs Available	AVs Awarded	AV Adjustment	Net AVs Awarded	DY3, Q4 Payment Available	DY3, Q4 Payment Earned
Domain I Organizational (All Projects)	5.00	5.00	0.00	5.00	<i>Organizational funds are embedded within each project's payment</i>	
2.a.iii	30.00	26.00	0.00	26.00	\$ 5,114,104	\$ 3,640,755
2.b.iv	29.00	26.00	0.00	26.00	\$ 4,868,101	\$ 3,651,076
2.b.vii	29.00	26.00	0.00	26.00	\$ 4,529,692	\$ 3,397,269
2.b.viii	29.00	26.00	0.00	26.00	\$ 5,045,797	\$ 3,784,347
2.d.i	14.00	12.00	0.00	12.00	\$ 4,327,690	\$ 2,885,126
3.a.i	16.00	14.00	0.00	14.00	\$ 2,883,983	\$ 2,471,985
3.a.iv	15.00	13.00	0.00	13.00	\$ 2,760,370	\$ 2,366,031
3.c.i	12.00	12.00	0.00	12.00	\$ 2,278,754	\$ 2,278,754
3.g.ii	11.00	11.00	0.00	11.00	\$ 2,968,557	\$ 2,968,557



Department of Health

Medicaid Redesign Team

New York State Department of Health
Delivery System Reform Incentive Payment (DSRIP) Program

*Achievement Value (AV) Scorecard
Staten Island Performing Provider System, LLC*

Print Summary

Print All

4.a.iii	16.00	16.00	0.00	16.00	\$ 1,615,689	\$ 1,615,689
4.b.ii	22.00	22.00	0.00	22.00	\$ 1,373,335	\$ 1,373,335
AV Adjustments (Column F)						
Total	223.00	204.00	0.00	204.00	\$ 37,766,071	\$ 30,432,925



Save & Return

Print

Achievement Value (AV) Scorecard DY3, Q4 January 1, 2018 - March 31, 2018 (Payment Staten Island Performing Provider System, LLC - Domain 1 Organizational AVs

Domain I Organizational Scoresheet						
Domain I Organizational	Review Status	AVs Available	AVs Awarded	Adjustments	Net AVs	AV Percentage
Workforce Strategy	Complete	1.00	1.00	0.00	1.00	100%
Section 01 - Budget	Complete	1.00	1.00	0.00	1.00	100%
Section 02 - Governance	Complete	1.00	1.00	0.00	1.00	100%
Section 03 - Financial Sustainability	Complete	1.00	1.00	0.00	1.00	100%
Section 04 - Cultural Competency & Health Literacy	Complete	1.00	1.00	0.00	1.00	100%
Section 05 - IT Systems and Processes	Complete	N/A	N/A	N/A	N/A	N/A
Section 06 - Performance Reporting	Complete	N/A	N/A	N/A	N/A	N/A
Section 07 - Practitioner Engagement	Complete	N/A	N/A	N/A	N/A	N/A
Section 08 - Population Health Management	Complete	N/A	N/A	N/A	N/A	N/A
Section 09 - Clinical Integration	Complete	N/A	N/A	N/A	N/A	N/A
Section 10 - General Project Reporting	Complete	N/A	N/A	N/A	N/A	N/A

Workforce Strategy						
Workforce Strategy Budget Updates	●					
	●	Workforce Strategy Spending (Baseline)	Ongoing	N/A	Completed	



Save & Return

Print

Achievement Value (AV) Scorecard DY3, Q4 January 1, 2018 - March 31, 2018 (Payment Staten Island Performing Provider System, LLC - Domain 1 Organizational AVs

Additional Workforce Strategy Budget Updates (non AV-driving)		1. Define target workforce state (in line with DSRIP program's goals)	N/A	N/A	In Process	Pass & Ongoing	1
		2. Create a workforce transition roadmap for achieving defined target workforce	N/A	N/A	In Process	Pass & Ongoing	
		3. Perform detailed gap analysis between current state assessment of workforce and projected future state	N/A	N/A	In Process	Pass & Ongoing	
		4. Produce a compensation and benefit analysis, covering impacts on both retrained and redeployed staff, as well as new hires, particularly focusing on full and partial placements	6/30/2016	N/A	Completed	Pass & Complete	
		5. Develop training strategy	3/31/2016	N/A	Completed	Pass & Complete	
		Major Risks to Implementation & Risk Mitigation Strategies	N/A	N/A	In Process	Pass & Ongoing	



Save & Return

Print

Achievement Value (AV) Scorecard DY3, Q4 January 1, 2018 - March 31, 2018 (Payment Staten Island Performing Provider System, LLC - Domain 1 Organizational AVs)

Additional Workforce Strategy Topic Areas	●	Major Dependencies on Organizational Workstreams	N/A	N/A	In Process		N/A		
	●	Roles and Responsibilities	N/A	N/A	In Process				
	●	Key Stakeholders	N/A	N/A	In Process				
	●	IT Expectations	N/A	N/A	In Process				
	●	Progress Reporting	N/A	N/A	In Process				
	Total							1	

Section 01 - Budget							
Process Measure	AV Driving	Milestone	Required Due Date	Committed Due Date	Milestone Status	Reviewer Status	AV Awarded
	●	Module 1.1 - PPS Budget Report (Baseline)	Ongoing	N/A	Completed	Pass & Complete	
	●	Module 1.2 - PPS Budget Report (Quarterly)	Ongoing	N/A	In Process	Pass & Ongoing	



Save & Return


Print

Achievement Value (AV) Scorecard DY3, Q4 January 1, 2018 - March 31, 2018 (Payment Staten Island Performing Provider System, LLC - Domain 1 Organizational AVs

Quarterly Project Reports, Project Budget and Flow of	●						1
	●	Module 1.3 - PPS Flow of Funds (Baseline)	Ongoing	N/A	Completed		
	●						
	●						
	●	Quarterly Progress Reports	N/A	N/A	In Process		
	●						



Section 02 - Governance



Governance Structure Updates	●	1. Finalize governance structure and sub-committee structure	9/30/2015	N/A	Completed	
	●	2. Establish a clinical governance structure, including clinical quality committees for each DSRIP project	12/31/2016	N/A	Completed	
	●	3. Finalize bylaws and policies or Committee Guidelines where applicable	9/30/2015	N/A	Completed	



Save & Return

Print

Achievement Value (AV) Scorecard DY3, Q4 January 1, 2018 - March 31, 2018 (Payment Staten Island Performing Provider System, LLC - Domain 1 Organizational AVs)

Governance Process Update	●	4. Establish governance structure reporting and monitoring processes	12/31/2015	N/A	Completed	Pass & Complete	
Additional Governance Milestones (non AV-driving)	●	5. Finalize community engagement plan, including communications with the public and non-provider organizations (e.g. schools, churches, homeless services,	12/31/2015	N/A	Completed	Pass & Complete	
		6. Finalize partnership agreements or contracts with CBOs	N/A	N/A	In Process	Pass & Ongoing	
		7. Finalize agency coordination plan aimed at engaging appropriate public sector agencies at state and local levels (e.g. local departments of health and	3/31/2016	N/A	Completed	Pass & Complete	N/A
Additional Governance Milestones (non AV-driving)	●	8. Finalize workforce communication and engagement plan	6/30/2016	N/A	Completed	Pass & Complete	
		9. Inclusion of CBOs in PPS Implementation	N/A	N/A	In Process	Pass & Ongoing	
	●	Major Risks to Implementation & Risk Mitigation Strategies	N/A	N/A	In Process	Pass & Ongoing	



Save & Return


Print

Achievement Value (AV) Scorecard DY3, Q4 January 1, 2018 - March 31, 2018 (Payment Staten Island Performing Provider System, LLC - Domain 1 Organizational AVs

Additional Governance Topic Areas	●	Major Dependencies on Organizational Workstreams	N/A	N/A	In Process		N/A	
	●	Roles and Responsibilities	N/A	N/A	In Process			
	●	Key Stakeholders	N/A	N/A	In Process			
	●	IT Expectations	N/A	N/A	In Process			
	●	Progress Reporting	N/A	N/A	In Process			



Section 03 - Financial Sustainability



	●	1. Finalize PPS finance structure, including reporting structure	12/31/2015	N/A	Completed		



Save & Return

Print

Achievement Value (AV) Scorecard DY3, Q4 January 1, 2018 - March 31, 2018 (Payment Staten Island Performing Provider System, LLC - Domain 1 Organizational AVs

Financial Stability Update	●	2. Perform network financial health current state assessment and develop financial sustainability strategy to address key issues.	3/31/2016	N/A	Completed	Pass & Complete
	●	3. Finalize Compliance Plan consistent with New York State Social Services Law 363-d	12/31/2015	N/A	Completed	Pass & Complete
	●	4. Develop a Value Based Needs Assessment "VNA"	3/31/2017	N/A	Completed	Pass & Complete
Additional Financial Stability Topic Areas	●	Major Risks to Implementation & Risk Mitigation Strategies	N/A	N/A	In Process	Pass & Ongoing
	●	Major Dependencies on Organizational Workstreams	N/A	N/A	In Process	Pass & Ongoing
	●	Roles and Responsibilities	N/A	N/A	In Process	Pass & Ongoing
	●	Key Stakeholders	N/A	N/A	In Process	Pass & Ongoing



Save & Return

Print

Achievement Value (AV) Scorecard DY3, Q4 January 1, 2018 - March 31, 2018 (Payment Staten Island Performing Provider System, LLC - Domain 1 Organizational AVs)

	●						
	●	IT Expectations	N/A	N/A	In Process	Pass & Ongoing	
	●	Progress Reporting	N/A	N/A	In Process	Pass & Ongoing	
Total						1	

Section 04 - Cultural Competency & Health Literacy							
Process Measure	AV Driving	Milestone	Required Due Date	Committed Due Date	Milestone Status	Reviewer Status	AV Awarded
Cultural Competency /Health Literacy	●	1. Finalize cultural competency / health literacy strategy.	12/31/2015	N/A	Completed	Pass & Complete	1
	●	2. Develop a training strategy focused on addressing the drivers of health disparities (beyond the availability of language-appropriate material).	6/30/2016	N/A	Completed	Pass & Complete	
	●	Major Risks to Implementation & Risk Mitigation Strategies	N/A	N/A	In Process	Pass & Ongoing	
	●	Major Dependencies on Organizational Workstreams	N/A	N/A	In Process	Pass & Ongoing	



Save & Return

Print

Achievement Value (AV) Scorecard DY3, Q4 January 1, 2018 - March 31, 2018 (Payment Staten Island Performing Provider System, LLC - Domain 1 Organizational AVs)

Additional Cultural Competency /Health Literacy Topic Areas	●						
	●	Roles and Responsibilities	N/A	N/A	In Process		N/A
	●	Key Stakeholders	N/A	N/A	In Process		
	●	IT Expectations	N/A	N/A	In Process		
	●	Progress Reporting	N/A	N/A	In Process		

Section 05 - IT Systems and Processes

	●	1. Perform current state assessment of IT capabilities across network, identifying any critical gaps, including readiness for data sharing and the implementation of interoperable IT platform(s).	9/30/2015	N/A	Complete	
	●	2. Develop an IT Change Management Strategy.	3/31/2016	N/A	Complete	



Save & Return

Print

Achievement Value (AV) Scorecard DY3, Q4 January 1, 2018 - March 31, 2018 (Payment Staten Island Performing Provider System, LLC - Domain 1 Organizational AVs)

IT Systems and Processes	●						N/A
	●	3. Develop roadmap to achieving clinical data sharing and interoperable systems across PPS network	12/31/2015	N/A	Complete	Pass & Complete	
	●	4. Develop a specific plan for engaging attributed members in Qualifying Entities	12/31/2015	N/A	Complete	Pass & Complete	
	●	5. Develop a data security and confidentiality plan.	12/31/2015	N/A	Complete	Pass & Complete	
Additional IT Systems and Processes Topic Areas	●	Major Risks to Implementation & Risk Mitigation Strategies	N/A	N/A	In Process	Pass & Ongoing	N/A
	●	Major Dependencies on Organizational Workstreams	N/A	N/A	In Process	Pass & Ongoing	
	●	Roles and Responsibilities	N/A	N/A	In Process	Pass & Ongoing	
	●	Key Stakeholders	N/A	N/A	In Process	Pass & Ongoing	



Save & Return

Print

Achievement Value (AV) Scorecard DY3, Q4 January 1, 2018 - March 31, 2018 (Payment Staten Island Performing Provider System, LLC - Domain 1 Organizational AVs)

	●	Progress Reporting	N/A	N/A	In Process	Pass & Ongoing	
Total							0

Section 06 - Performance Reporting							
Process Measure	AV Driving	Milestone	Required Due Date	Committed Due Date	Milestone Status	Reviewer Status	AV Awarded
Performance Reporting	●	1. Establish reporting structure for PPS-wide performance reporting and communication.	12/31/2015	N/A	Complete	Pass & Complete	N/A
Performance Reporting	●	2. Develop training program for organizations and individuals throughout the network, focused on clinical quality and performance reporting.	6/30/2016	N/A	Complete	Pass & Complete	N/A
	●	Major Risks to Implementation & Risk Mitigation Strategies	N/A	N/A	In Process	Pass & Ongoing	
	●	Major Dependencies on Organizational Workstreams	N/A	N/A	In Process	Pass & Ongoing	
	●	Roles and Responsibilities	N/A	N/A	In Process	Pass & Ongoing	



Save & Return

Print

Achievement Value (AV) Scorecard DY3, Q4 January 1, 2018 - March 31, 2018 (Payment Staten Island Performing Provider System, LLC - Domain 1 Organizational AVs)

Additional Performance Reporting Topic Areas	●						N/A
	●	Key Stakeholders	N/A	N/A	In Process	Pass & Ongoing	
	●	IT Expectations	N/A	N/A	In Process	Pass & Ongoing	
	●	Progress Reporting	N/A	N/A	In Process	Pass & Ongoing	
	Total						

Section 07 - Practitioner Engagement							
Process Measure	AV Driving	Milestone	Required Due Date	Committed Due Date	Milestone Status	Reviewer Status	AV Awarded
Practitioner Engagement	●	1. Develop Practitioners communication and engagement plan.	12/31/2015	N/A	Complete	Pass & Complete	N/A
	●	2. Develop training / education plan targeting practioners and other professional groups, designed to educate them about the DSRIP program and your PPS-specific quality improvement agenda.	3/31/2016	N/A	Complete	Pass & Complete	
	●	Major Risks to Implementation & Risk Mitigation Strategies	N/A	N/A	In Process	Pass & Ongoing	



Save & Return


Print

Achievement Value (AV) Scorecard DY3, Q4 January 1, 2018 - March 31, 2018 (Payment Staten Island Performing Provider System, LLC - Domain 1 Organizational AVs)

Additional Practitioner Engagement Topic Areas	●						
	●	Major Dependencies on Organizational Workstreams	N/A	N/A	In Process		
	●						
	●	Roles and Responsibilities	N/A	N/A	In Process		
	●						
	●	Key Stakeholders	N/A	N/A	In Process		N/A
	●						
	●	IT Expectations	N/A	N/A	In Process		
	●						
	●	Progress Reporting	N/A	N/A	In Process		



Section 08 - Population Health Management



Population	●	1. Develop population health management roadmap.	6/30/2016	N/A	Complete		N/A



Save & Return

Print

Achievement Value (AV) Scorecard DY3, Q4 January 1, 2018 - March 31, 2018 (Payment Staten Island Performing Provider System, LLC - Domain 1 Organizational AVs

Health	●	2. Finalize PPS-wide bed reduction plan.	3/31/2016	N/A	Complete		N/A
Additional Population Health Topic Areas	●	Major Risks to Implementation & Risk Mitigation Strategies	N/A	N/A	In Process		N/A
	●	Major Dependencies on Organizational Workstreams	N/A	N/A	In Process		
	●	Roles and Responsibilities	N/A	N/A	In Process		
	●	Key Stakeholders	N/A	N/A	In Process		
●	IT Expectations	N/A	N/A	In Process			
●	Progress Reporting	N/A	N/A	In Process			





Save & Return

Print

Achievement Value (AV) Scorecard DY3, Q4 January 1, 2018 - March 31, 2018 (Payment Staten Island Performing Provider System, LLC - Domain 1 Organizational AVs

Process Measure	AV Driving	Milestone	Required Due Date	Committed Due Date	Milestone Status	Reviewer Status	AV Awarded
Clinical Integration	●	1. Perform a clinical integration 'needs assessment'.	12/31/2015	N/A	Completed	Pass & Complete	N/A
	●	2. Develop a Clinical Integration strategy.	3/31/2016	N/A	Completed	Pass & Complete	N/A
Additional Clinical Integration Topic Areas	●	Major Risks to Implementation & Risk Mitigation Strategies	N/A	N/A	In Process	Pass & Ongoing	N/A
	●	Major Dependencies on Organizational Workstreams	N/A	N/A	In Process	Pass & Ongoing	
	●	Roles and Responsibilities	N/A	N/A	In Process	Pass & Ongoing	
	●	Key Stakeholders	N/A	N/A	In Process	Pass & Ongoing	
	●	IT Expectations	N/A	N/A	In Process	Pass & Ongoing	
	●	Progress Reporting	N/A	N/A	In Process	Pass & Ongoing	



Save & Return

Print

Achievement Value (AV) Scorecard DY3, Q4 January 1, 2018 - March 31, 2018 (Payment Staten Island Performing Provider System, LLC - Domain 1 Organizational AVs

		Total	0



Save & Return

Print

Achievement Value (AV) Scorecard DY3, Q4 January 1, 2018 - March 31, 2018 (Payment Quarter)
Staten Island Performing Provider System, LLC AV Adjust

AV Adjustment Scoresheet								
Adjustment	AVs Per Project	Total Projects Selected	Total AVs Available	Total AVs Awarded		Adjusted AVs	Net AVs Awarded	
				Net Awarded	Percentage AV		Net Awarded	Percentage AV
Organizational Adjustments (applied to all projects)	5.00	11.00	55.00	55.00	100%	0.00	55.00	100%
Project Adjustments (applied to one project only)	Various	11.00	168.00	149.00	89%	0.00	149.00	89%
Total			223.00	204.00	91%	0.00	204.00	91%

Organizational

Project Adjustments

No AV Adjustments	
	Please note that there are no AV adjustments for Staten Island Performing Provider System, LLC in DY2, Q1





Save & Return

Print

Achievement Value (AV) Scorecard DY3, Q4 January 1, 2018 - March 31, 2018 (Payment Quarter)
Staten Island Performing Provider System, LLC - Project 2.a.iii

Project Snapshot	
Project Domain	System Transformation Projects (Domain 2)
Project ID	2.a.iii
Project Title	Health Home At-Risk Intervention Program: Proactive management of higher risk patients not currently eligible for Health Homes through access

Payment Snapshot	
DY3, Q4 Payment Available	\$ 5,114,104
DY3, Q4 Payment Earned	\$ 3,640,755

2.a.iii Scoresheet									
Domain	Component	Review Status	AVs Available	Net AVs Awarded	Percentage AV	Domain Funding % (DY3)	Domain Funding % (DY3, Q4)	Payment Available (\$)	Net Payment Earned (\$)
Domain 1	Domain 1 Organizational	Complete	5.00	5.00	100%	40%	27%	1,363,761	1,168,938
	Project Implementation Speed	Complete	1.00	1.00	100%				
	Patient Engagement Speed	Complete	1.00	0.00	0%				
Domain 1 Subtotal			7.00	6.00	86%	40%	27%	1,363,761	1,168,938
Domain 2	Domain 2 Pay for Reporting (P4R)	Complete	15.00	15.00	100%	10%	7%	340,940	340,940
	Domain 2 Pay for Performance (P4P)	Complete	8.00	5.00	63%	50%	67%	3,409,403	2,130,877
Domain 2 Subtotal			23.00	20.00	87%	60%	73%	3,750,343	2,471,817
Total		Complete	30.00	26.00	87%	100%	100%	5,114,104	3,640,755

Total Project 2.a.iii AVs Awarded: 26 out of 30

Hide Reviewer Comments

Domain 1 Project Milestones Project 2.a.iii						
AV Driving	Project Requirement and Metric/Deliverable	Required Due Date	Committed Due Date	Milestone Status	Reviewer Status	AVs Awarded
●	Module 1 - Major risks to implementation and mitigation strategies	Ongoing	N/A	Completed	Pass & Ongoing	N/A
<i>Enter Reviewer Comment</i>						



Save & Return

Print

**Achievement Value (AV) Scorecard DY3, Q4 January 1, 2018 - March 31, 2018 (Payment Quarter)
Staten Island Performing Provider System, LLC - Project 2.a.iii**

●	Module 2 - Project Implementation Speed	Ongoing	N/A	Completed	Pass & Ongoing	1.00
	Enter Reviewer Comment					
●					Fail	0
	Enter Reviewer Comment					
Total						1.00

Domain 1 Project Prescribed Milestones - Project 2.a.iii						
AV Driving	Project Requirement and Metric/Deliverable	Required Due Date	Committed Due Date	Milestone Status	Reviewer Status	AVs Awarded
●	1. Develop a Health Home At-Risk Intervention Program, utilizing participating HHs as well as PCMH/APC PCPs in care coordination within the program.	3/31/2017	3/31/2017	Completed	Pass & Complete	N/A
Enter Reviewer Comment						
●	2. Ensure all primary care providers participating in the project meet NCQA (2011) accredited Patient Centered Medical Home, Level 3 standards and will achieve NCQA 2014 Level 3 PCMH and/or Advanced Primary Care accreditation by Demonstration Year (DY) 3.	3/31/2018	3/31/2018	Completed	Pass & Complete	0.20
Enter Reviewer Comment						
●	3. Ensure that all participating safety net providers are actively sharing EHR systems with local health information exchange/RHIO/SHIN-NY and sharing health information among clinical partners, including direct exchange (secure messaging), alerts and patient record look up.	3/31/2018	3/31/2018	Completed	Pass & Complete	0.20
Enter Reviewer Comment						
●	4. Ensure that EHR systems used by participating safety net providers meet Meaningful Use and PCMH Level 3 standards and/or APCM.	3/31/2018	3/31/2018	Completed	Pass & Complete	



Save & Return

Print

Achievement Value (AV) Scorecard DY3, Q4 January 1, 2018 - March 31, 2018 (Payment Quarter) Staten Island Performing Provider System, LLC - Project 2.a.iii

	<i>Enter Reviewer Comment</i>					
●	5. Perform population health management by actively using EHRs and other IT platforms, including use of targeted patient registries, for all participating safety net providers.	3/31/2018	3/31/2018	Completed		0.20
	<i>Enter Reviewer Comment</i>					
●	6. Develop a comprehensive care management plan for each patient to engage him/her in care and to reduce patient risk factors.	3/31/2018	3/31/2018	Completed		0.20
	<i>Enter Reviewer Comment</i>					
●	7. Establish partnerships between primary care providers and the local Health Home for care management services. This plan should clearly delineate roles and responsibilities for both parties.	3/31/2017	3/31/2017	Completed		N/A
	<i>Enter Reviewer Comment</i>					
●	8. Establish partnerships between the primary care providers, in concert with the Health Home, with network resources for needed services. Where necessary, the provider will work with local government units (such as SPOAs and public health departments).	3/31/2017	3/31/2017	Completed		N/A
	<i>Enter Reviewer Comment</i>					
●	9. Implement evidence-based practice guidelines to address risk factor reduction as well as to ensure appropriate management of chronic diseases. Develop educational materials consistent with cultural and linguistic needs of the population.	3/31/2017	3/31/2017	Completed		N/A
	<i>Enter Reviewer Comment</i>					

Domain 2 Pay for Reporting Project 2.a.iii



Save & Return

Print

Achievement Value (AV) Scorecard DY3, Q4 January 1, 2018 - March 31, 2018 (Payment Quarter) Staten Island Performing Provider System, LLC - Project 2.a.iii

AV Driving	Measure	Reviewer Status	AVs Awarded
	Adult Access to Preventive or Ambulatory Care - 20 to 44 years	Pass & Ongoing	0.33333333
	<i>Enter Reviewer Comment</i>		
		Pass & Ongoing	0.33333333
	<i>Enter Reviewer Comment</i>		
		Pass & Ongoing	0.33333333
	<i>Enter Reviewer Comment</i>		
		Pass & Ongoing	1
	<i>Enter Reviewer Comment</i>		
		Pass & Ongoing	0.25
	<i>Enter Reviewer Comment</i>		
		Pass & Ongoing	0.25
	<i>Enter Reviewer Comment</i>		
		Pass & Ongoing	0.25
	<i>Enter Reviewer Comment</i>		
		Pass & Ongoing	



Save & Return

Print

**Achievement Value (AV) Scorecard DY3, Q4 January 1, 2018 - March 31, 2018 (Payment Quarter)
Staten Island Performing Provider System, LLC - Project 2.a.iii**

	<i>Enter Reviewer Comment</i>	Pass & Ongoing	1
	<i>Enter Reviewer Comment</i>	Pass & Ongoing	1
	<i>Enter Reviewer Comment</i>	Pass & Ongoing	1
	<i>Enter Reviewer Comment</i>	Pass & Ongoing	1
	<i>Enter Reviewer Comment</i>	Pass & Ongoing	1
	<i>Enter Reviewer Comment</i>	Pass & Ongoing	1
	PDI 90- Composite of all measures +/-	Pass & Ongoing	1
	<i>Enter Reviewer Comment</i>		
	Percent of eligible providers with participating agreements with RHIOs, meeting Meaningful Use criteria and able to participate in bidirectional exchange	Pass & Ongoing	1
	<i>Enter Reviewer Comment</i>		
	<i>Enter Reviewer Comment</i>	Pass & Ongoing	1
	<i>Enter Reviewer Comment</i>	Pass & Ongoing	



Save & Return

Print

Achievement Value (AV) Scorecard DY3, Q4 January 1, 2018 - March 31, 2018 (Payment Quarter)
Staten Island Performing Provider System, LLC - Project 2.a.iii

			1
			1
			1
			0.5
			0.5
			0.5

Domain 2 Pay for Performance Project 2.a.iii

	Adult Access to Preventive or Ambulatory Care - 20 to 44 years		0
			0
			0



Save & Return

Print

Achievement Value (AV) Scorecard DY3, Q4 January 1, 2018 - March 31, 2018 (Payment Quarter)
Staten Island Performing Provider System, LLC - Project 2.a.iii

	CAHPS Measures - Care Coordination with provider up-to-date about care received from other providers	Pass & Ongoing	1
	<i>Enter Reviewer Comment</i>		
		Fail	0
	<i>Enter Reviewer Comment</i>		
		Fail	0
	<i>Enter Reviewer Comment</i>		
		Fail	0
	<i>Enter Reviewer Comment</i>		
		Fail	0
	<i>Enter Reviewer Comment</i>		
		Pass & Ongoing	1
	<i>Enter Reviewer Comment</i>		
		Fail	0
	<i>Enter Reviewer Comment</i>		
		Pass & Ongoing	1
	<i>Enter Reviewer Comment</i>		
		Pass & Ongoing	1
	<i>Enter Reviewer Comment</i>		
		Pass & Ongoing	0.5
	<i>Enter Reviewer Comment</i>		
		Pass & Ongoing	0.5
	<i>Enter Reviewer Comment</i>		
Total			5.00

Save & Return

Print

Achievement Value (AV) Scorecard DY3, Q4 January 1, 2018 - March 31, 2018 (Payment Quarter)
Staten Island Performing Provider System, LLC - Project 2.b.iv

Project Snapshot	

Payment Snapshot	
DY3, Q4 Payment Available	\$ 4,868,101
DY3, Q4 Payment Earned	\$ 3,651,076

2.b.iv Scoresheet									
Domain	Component	Review Status	AVs Available	Net AVs Awarded	Percentage AV	Domain Funding % (DY3)	Domain Funding % (DY3, Q4)	Payment Available (\$)	Net Payment Earned (\$)
Domain 1	Domain 1 Organizational	Complete	5.00	5.00	100%	40%	27%	1,298,160	1,298,160
	Project Implementation Speed	N/A	0.00	0.00	0%				
	Patient Engagement Speed	Complete	1.00	1.00	100%				
Domain 1 Subtotal			6.00	6.00	100%	40%	27%	1,298,160	1,298,160
Domain 2	Domain 2 Pay for Reporting (P4R)	Complete	15.00	15.00	100%	10%	7%	324,540	324,540
	Domain 2 Pay for Performance (P4P)	Complete	8.00	5.00	63%	50%	67%	3,245,401	2,028,376
Domain 2 Subtotal			23.00	20.00	87%	60%	73%	3,569,941	2,352,916
Total			29.00	26.00	90%	100%	100%	4,868,101	3,651,076

Total Project 2.b.iv AVs Awarded: 26 out of 29

Hide Reviewer Comments

Domain 1 Project Milestones Project 2.b.iv						
AV Driving	Project Requirement and Metric/Deliverable	Required Due Date	Committed Due Date	Milestone Status	Reviewer Status	AVs Awarded
●	Module 1 - Major risks to implementation and mitigation strategies	Ongoing	N/A	In Process	Pass & Ongoing	N/A
<i>Enter Reviewer Comment</i>						



Save & Return

Print

**Achievement Value (AV) Scorecard DY3, Q4 January 1, 2018 - March 31, 2018 (Payment Quarter)
Staten Island Performing Provider System, LLC - Project 2.b.iv**

●	Module 2 - Project Implementation Speed	9/30/2016	9/30/2016	Completed	Pass & Complete	0.00
	<i>Enter Reviewer Comment</i>					
●					Pass & Ongoing	1
	<i>Enter Reviewer Comment</i>					
Total						1.00

Domain 1 Project Prescribed Milestones - Project 2.b.iv

AV Driving	Project Requirement and Metric/Deliverable	Required Due Date	Committed Due Date	Milestone Status	Reviewer Status	AVs Awarded
●	1. Develop standardized protocols for a Care Transitions Intervention Model with all participating hospitals, partnering with a home care service or other appropriate community agency.	9/30/2016	9/30/2016	Completed	Pass & Complete	N/A
	<i>Enter Reviewer Comment</i>					
●	2. Engage with the Medicaid Managed Care Organizations and Health Homes to develop transition of care protocols that will ensure appropriate post-discharge protocols are followed.	9/30/2016	9/30/2016	Completed	Pass & Complete	N/A
	<i>Enter Reviewer Comment</i>					
●	3. Ensure required social services participate in the project.	9/30/2016	9/30/2016	Completed	Pass & Complete	N/A
	<i>Enter Reviewer Comment</i>					
●	4. Transition of care protocols will include early notification of planned discharges and the ability of the transition care manager to visit the patient in the hospital to develop the transition of care services.	9/30/2016	9/30/2016	Completed	Pass & Complete	N/A
	<i>Enter Reviewer Comment</i>					



Save & Return

Print

*Achievement Value (AV) Scorecard DY3, Q4 January 1, 2018 - March 31, 2018 (Payment Quarter)
Staten Island Performing Provider System, LLC - Project 2.b.iv*

●	5. Protocols will include care record transitions with timely updates provided to the members' providers, particularly primary care provider.	9/30/2016	9/30/2016	Completed		N/A
◐						N/A
◐						N/A

Domain 2 Pay for Reporting Project 2.b.iv

●	Adult Access to Preventive or Ambulatory Care - 20 to 44 years					0.33333333
◐						0.33333333
◐						0.33333333



Save & Return

Print

**Achievement Value (AV) Scorecard DY3, Q4 January 1, 2018 - March 31, 2018 (Payment Quarter)
Staten Island Performing Provider System, LLC - Project 2.b.iv**

	Enter Reviewer Comment		
		Pass & Ongoing	0.25
	Enter Reviewer Comment		
		Pass & Ongoing	0.25
	Enter Reviewer Comment		
		Pass & Ongoing	0.25
	Enter Reviewer Comment		
		Pass & Ongoing	0.25
	Enter Reviewer Comment		
		Pass & Ongoing	1
	Enter Reviewer Comment		
		Pass & Ongoing	1
	Enter Reviewer Comment		
		Pass & Ongoing	1
	Enter Reviewer Comment		
		Pass & Ongoing	



Save & Return

Print

**Achievement Value (AV) Scorecard DY3, Q4 January 1, 2018 - March 31, 2018 (Payment Quarter)
Staten Island Performing Provider System, LLC - Project 2.b.iv**

	<i>Enter Reviewer Comment</i>		
	PDI 90- Composite of all measures +/-	Pass & Ongoing	1
	<i>Enter Reviewer Comment</i>		
	Percent of eligible providers with participating agreements with RHIOs, meeting Meaningful Use criteria and able to participate in bidirectional exchange	Pass & Ongoing	1
	<i>Enter Reviewer Comment</i>		
		Pass & Ongoing	1
	<i>Enter Reviewer Comment</i>		
		Pass & Ongoing	1
	<i>Enter Reviewer Comment</i>		
		Pass & Ongoing	1
	<i>Enter Reviewer Comment</i>		
		Pass & Ongoing	1
	<i>Enter Reviewer Comment</i>		
		Pass & Ongoing	



Save & Return

Print

Achievement Value (AV) Scorecard DY3, Q4 January 1, 2018 - March 31, 2018 (Payment Quarter) Staten Island Performing Provider System, LLC - Project 2.b.iv

	Enter Reviewer Comment		
		Pass & Ongoing	0.5
	Enter Reviewer Comment		
Total			15.00

Domain 2 Pay for Performance Project 2.b.iv			
AV Driving	Measure	Reviewer Status	AVs Awarded
	Enter Reviewer Comment	Fail	
	Enter Reviewer Comment	Fail	
	Enter Reviewer Comment	Fail	
	Enter Reviewer Comment	Pass & Ongoing	
	Enter Reviewer Comment	Fail	
	Enter Reviewer Comment	Fail	
	Enter Reviewer Comment	Fail	
	Enter Reviewer Comment	Fail	
	Enter Reviewer Comment	Pass & Ongoing	
	Enter Reviewer Comment	Fail	



Save & Return

Print

**Achievement Value (AV) Scorecard DY3, Q4 January 1, 2018 - March 31, 2018 (Payment Quarter)
Staten Island Performing Provider System, LLC - Project 2.b.iv**

	Enter Reviewer Comment	Pass & Ongoing	1
	Enter Reviewer Comment	Pass & Ongoing	1
	Enter Reviewer Comment	Pass & Ongoing	0.5
	Enter Reviewer Comment	Pass & Ongoing	0.5
	Enter Reviewer Comment	Pass & Ongoing	0.5
Total			5.00

Save & Return

Print


Achievement Value (AV) Scorecard DY3, Q4 January 1, 2018 - March 31, 2018 (Payment Quarter)
Staten Island Performing Provider System, LLC - Project 2.b.vii

Project Snapshot	
Project Domain	System Transformation Projects (Domain 2)
Project ID	2.b.vii
Project Title	Implementing the INTERACT project (inpatient transfer avoidance program for SNF)

Payment Snapshot	
DY3, Q4 Payment Available	\$ 4,529,692
DY3, Q4 Payment Earned	\$ 3,397,269

2.b.vii Scoresheet									
Domain	Component	Review Status	AVs Available	Net AVs Awarded	Percentage AV	Domain Funding % (DY3)	Domain Funding % (DY3, Q4)	Payment Available (\$)	Net Payment Earned (\$)
Domain 1	Domain 1 Organizational	Complete	5.00	5.00	100%	40%	27%	1,207,918	1,207,918
	Project Implementation Speed	N/A	0.00	0.00	0%				
	Patient Engagement Speed	Complete	1.00	1.00	100%				
Domain 1 Subtotal			6.00	6.00	100%	40%	27%	1,207,918	1,207,918
Domain 2	Domain 2 Pay for Reporting (P4R)	Complete	15.00	15.00	100%	10%	7%	301,979	301,979
	Domain 2 Pay for Performance (P4P)	Complete	8.00	5.00	63%	50%	67%	3,019,795	1,887,372
Total Project 2.b.vii AVs Awarded: 26 out of 29									

Hide Reviewer Comments

Domain 1 Project Milestones Project 2.b.vii						
AV Driving	Project Requirement and Metric/Deliverable	Required Due Date	Committed Due Date	Milestone Status	Reviewer Status	AVs Awarded
	Module 1 - Major risks to implementation and mitigation strategies	Ongoing	N/A	In Process	Pass & Ongoing	N/A
<i>Enter Reviewer Comment</i>						



Save & Return

Print

**Achievement Value (AV) Scorecard DY3, Q4 January 1, 2018 - March 31, 2018 (Payment Quarter)
Staten Island Performing Provider System, LLC - Project 2.b.vii**

●	Module 2 - Project Implementation Speed	Ongoing	N/A	In Process	Pass & Ongoing	0.00
	<i>Enter Reviewer Comment</i>					
●					Pass & Ongoing	1
	<i>Enter Reviewer Comment</i>					
Total						1.00

Domain 1 Project Prescribed Milestones - Project 2.b.vii

AV Driving	Project Requirement and Metric/Deliverable	Required Due Date	Committed Due Date	Milestone Status	Reviewer Status	AVs Awarded
●	1. Implement INTERACT at each participating SNF, demonstrated by active use of the INTERACT 3.0 toolkit and other resources available at http://interact2.net .	9/30/2017	9/30/2017	Completed	Pass & Complete	N/A
	<i>Enter Reviewer Comment</i>					
●	2. Identify a facility champion who will engage other staff and serve as a coach and leader of INTERACT program.	3/31/2017	3/31/2017	Completed	Pass & Complete	N/A
	<i>Enter Reviewer Comment</i>					
●	3. Implement care pathways and other clinical tools for monitoring chronically ill patients, with the goal of early identification of potential instability and intervention to avoid hospital transfer.	3/31/2017	3/31/2017	Completed	Pass & Complete	N/A
	<i>Enter Reviewer Comment</i>					
●					Pass & Complete	N/A
	<i>Enter Reviewer Comment</i>					



Save & Return

Print

*Achievement Value (AV) Scorecard DY3, Q4 January 1, 2018 - March 31, 2018 (Payment Quarter)
Staten Island Performing Provider System, LLC - Project 2.b.vii*

●	5. Implement Advance Care Planning tools to assist residents and families in expressing and documenting their wishes for near end of life and end of life care.	3/31/2017	3/31/2017	Completed		N/A	
●							
◐							
◐							
◐							
◐							
◐							
◐							
◐							
◐							
◐							
Domain 2 Pay for Reporting Project 2.b.vii							
◐	Adult Access to Preventive or Ambulatory Care - 20 to 44 years						



Save & Return

Print

**Achievement Value (AV) Scorecard DY3, Q4 January 1, 2018 - March 31, 2018 (Payment Quarter)
Staten Island Performing Provider System, LLC - Project 2.b.vii**

	Enter Reviewer Comment		
		Pass & Ongoing	0.33333333
	Enter Reviewer Comment		
		Pass & Ongoing	0.33333333
	Enter Reviewer Comment		
		Pass & Ongoing	1
	Enter Reviewer Comment		
		Pass & Ongoing	0.25
	Enter Reviewer Comment		
		Pass & Ongoing	0.25
	Enter Reviewer Comment		
		Pass & Ongoing	0.25
	Enter Reviewer Comment		
		Pass & Ongoing	0.25
	Enter Reviewer Comment		
		Pass & Ongoing	



Save & Return

Print

**Achievement Value (AV) Scorecard DY3, Q4 January 1, 2018 - March 31, 2018 (Payment Quarter)
Staten Island Performing Provider System, LLC - Project 2.b.vii**

	<i>Enter Reviewer Comment</i>		
		Pass & Ongoing	1
	<i>Enter Reviewer Comment</i>		
		Pass & Ongoing	1
	<i>Enter Reviewer Comment</i>		
		Pass & Ongoing	1
	<i>Enter Reviewer Comment</i>		
	PDI 90- Composite of all measures +/-	Pass & Ongoing	1
	<i>Enter Reviewer Comment</i>		
	Percent of eligible providers with participating agreements with RHIOs, meeting Meaningful Use criteria and able to participate in bidirectional exchange	Pass & Ongoing	1
	<i>Enter Reviewer Comment</i>		
	<i>Enter Reviewer Comment</i>		
		Pass & Ongoing	1
	<i>Enter Reviewer Comment</i>		
		Pass & Ongoing	



Save & Return

Print

*Achievement Value (AV) Scorecard DY3, Q4 January 1, 2018 - March 31, 2018 (Payment Quarter)
Staten Island Performing Provider System, LLC - Project 2.b.vii*

			1
			1
			0.5
			0.5
			0.5

Domain 2 Pay for Performance Project 2.b.vii

	Adult Access to Preventive or Ambulatory Care - 20 to 44 years		0
			0
			0



Save & Return

Print

**Achievement Value (AV) Scorecard DY3, Q4 January 1, 2018 - March 31, 2018 (Payment Quarter)
Staten Island Performing Provider System, LLC - Project 2.b.vii**

	Enter Reviewer Comment	Fail	0
	Enter Reviewer Comment	Fail	0
	Enter Reviewer Comment	Fail	0
	Enter Reviewer Comment	Fail	0
	Enter Reviewer Comment	Fail	0
	Enter Reviewer Comment	Pass & Ongoing	1
	Enter Reviewer Comment	Fail	0
	Enter Reviewer Comment	Pass & Ongoing	1
	Enter Reviewer Comment	Pass & Ongoing	1
	Enter Reviewer Comment	Pass & Ongoing	0.5
	Enter Reviewer Comment	Pass & Ongoing	0.5
	Enter Reviewer Comment	Pass & Ongoing	0.5
Total			5.00



Save & Return

Print

Achievement Value (AV) Scorecard DY3, Q4 January 1, 2018 - March 31, 2018 (Payment Quarter)
Staten Island Performing Provider System, LLC - Project 2.b.viii

Project Snapshot	
Project Domain	System Transformation Projects (Domain 2)
Project ID	2.b.viii
Project Title	Hospital-Home Care Collaboration Solutions

Payment Snapshot	
DY3, Q4 Payment Available	\$ 5,045,797
DY3, Q4 Payment Earned	\$ 3,784,347

2.b.viii Scoresheet									
Domain	Component	Review Status	AVs Available	Net AVs Awarded	Percentage AV	Domain Funding % (DY3)	Domain Funding % (DY3, Q4)	Payment Available (\$)	Net Payment Earned (\$)
Domain 1	Domain 1 Organizational	Complete	5.00	5.00	100%	40%	27%	1,345,546	1,345,546
	Project Implementation Speed	N/A	0.00	0.00	0%				
	Patient Engagement Speed	Complete	1.00	1.00	100%				
Domain 1 Subtotal			6.00	6.00	100%	40%	27%	1,345,546	1,345,546
Domain 2	Domain 2 Pay for Reporting (P4R)	Complete	15.00	15.00	100%	10%	7%	336,386	336,386
	Domain 2 Pay for Performance (P4P)	Complete	8.00	5.00	63%	50%	67%	3,363,864	2,102,415
Domain 2 Subtotal			23.00	20.00	87%	60%	73%	3,700,251	2,438,802
Total		Complete	29.00	26.00	90%	100%	100%	5,045,797	3,784,347

Total Project 2.b.viii AVs Awarded: 26 out of 29

Hide Reviewer Comments

Domain 1 Project Milestones Project 2.b.viii						
AV Driving	Project Requirement and Metric/Deliverable	Required Due Date	Committed Due Date	Milestone Status	Reviewer Status	AVs Awarded
	Module 1 - Major risks to implementation and mitigation strategies	Ongoing	N/A	In Process	Pass & Ongoing	N/A
<i>Enter Reviewer Comment</i>						



Save & Return

Print

**Achievement Value (AV) Scorecard DY3, Q4 January 1, 2018 - March 31, 2018 (Payment Quarter)
Staten Island Performing Provider System, LLC - Project 2.b.viii**

●	Module 2 - Project Implementation Speed	3/31/2017	3/31/2017	In Process	Pass & Complete	0.00
	<i>Enter Reviewer Comment</i>					
●					Pass & Ongoing	1
	<i>Enter Reviewer Comment</i>					
Total						1.00

Domain 1 Project Prescribed Milestones - Project 2.b.viii

AV Driving	Project Requirement and Metric/Deliverable	Required Due Date	Committed Due Date	Milestone Status	Reviewer Status	AVs Awarded
●	1. Assemble Rapid Response Teams (hospital/home care) to facilitate patient discharge to home and assure needed home care services are in place, including, if appropriate, hospice.	3/31/2017	3/31/2017	Completed	Pass & Complete	N/A
	<i>Enter Reviewer Comment</i>					
●	2. Ensure home care staff have knowledge and skills to identify and respond to patient risks for readmission, as well as to support evidence-based medicine and chronic care management.	3/31/2017	3/31/2017	Completed	Pass & Complete	N/A
	<i>Enter Reviewer Comment</i>					
●	3. Develop care pathways and other clinical tools for monitoring chronically ill patients, with the goal of early identification of potential instability and intervention to avoid hospital transfer.	3/31/2017	3/31/2017	Completed	Pass & Complete	
	<i>Enter Reviewer Comment</i>					
					Pass & Complete	



Save & Return

Print

**Achievement Value (AV) Scorecard DY3, Q4 January 1, 2018 - March 31, 2018 (Payment Quarter)
Staten Island Performing Provider System, LLC - Project 2.b.viii**

	<i>Enter Reviewer Comment</i>					
●	5. Develop Advance Care Planning tools to assist residents and families in expressing and documenting their wishes for near end of life and end of life care.	3/31/2017	3/31/2017	Completed	Pass & Complete	
	<i>Enter Reviewer Comment</i>					
					Pass & Complete	
	<i>Enter Reviewer Comment</i>					
●	7. Educate patient and family/caretakers, to facilitate participation in planning of care.	3/31/2017	3/31/2017	Completed	Pass & Complete	N/A
	<i>Enter Reviewer Comment</i>					
●	8. Integrate primary care, behavioral health, pharmacy, and other services into the model in order to enhance coordination of care and medication management.	3/31/2017	3/31/2017	Completed	Pass & Complete	
	<i>Enter Reviewer Comment</i>					
					Pass & Complete	
	<i>Enter Reviewer Comment</i>					
					Pass & Complete	
	<i>Enter Reviewer Comment</i>					



Save & Return

Print

**Achievement Value (AV) Scorecard DY3, Q4 January 1, 2018 - March 31, 2018 (Payment Quarter)
Staten Island Performing Provider System, LLC - Project 2.b.viii**

●	11. Measure outcomes (including quality assessment/root cause analysis of transfer) in order to identify additional interventions.	3/31/2017	3/31/2017	Completed	Pass & Complete	N/A
<i>Enter Reviewer Comment</i>						
●	12. Use EHRs and other technical platforms to track all patients engaged in the project.	3/31/2017	3/31/2017	Completed	Pass & Complete	N/A
<i>Enter Reviewer Comment</i>						
Total						0.00

Domain 2 Pay for Reporting Project 2.b.viii			
AV Driving	Measure	Reviewer Status	AVs Awarded
●	Adult Access to Preventive or Ambulatory Care - 20 to 44 years	Pass & Ongoing	0.33333333
<i>Enter Reviewer Comment</i>			
●	Adult Access to Preventive or Ambulatory Care - 45 to 64 years	Pass & Ongoing	0.33333333
<i>Enter Reviewer Comment</i>			
●	Adult Access to Preventive or Ambulatory Care - 65 and older	Pass & Ongoing	0.33333333
<i>Enter Reviewer Comment</i>			
●	CAHPS Measures - Care Coordination with provider up-to-date about care received from other providers	Pass & Ongoing	1
<i>Enter Reviewer Comment</i>			
●	Children's Access to Primary Care- 12 to 19 years	Pass & Ongoing	0.25



Save & Return

Print

Achievement Value (AV) Scorecard DY3, Q4 January 1, 2018 - March 31, 2018 (Payment Quarter)
Staten Island Performing Provider System, LLC - Project 2.b.viii

	Enter Reviewer Comment		
		Pass & Ongoing	0.25
	Enter Reviewer Comment		
		Pass & Ongoing	0.25
	Enter Reviewer Comment		
		Pass & Ongoing	0.25
	Enter Reviewer Comment		
		Pass & Ongoing	1
	Enter Reviewer Comment		
		Pass & Ongoing	1
	Enter Reviewer Comment		
		Pass & Ongoing	1
	Enter Reviewer Comment		
		Pass & Ongoing	1
	Enter Reviewer Comment		
		Pass & Ongoing	



Save & Return

Print

Achievement Value (AV) Scorecard DY3, Q4 January 1, 2018 - March 31, 2018 (Payment Quarter)
Staten Island Performing Provider System, LLC - Project 2.b.viii

	<i>Enter Reviewer Comment</i>		
	Percent of eligible providers with participating agreements with RHIOs, meeting Meaningful Use criteria and able to participate in bidirectional exchange	Pass & Ongoing	1
	<i>Enter Reviewer Comment</i>		
		Pass & Ongoing	1
	<i>Enter Reviewer Comment</i>		
		Pass & Ongoing	1
	<i>Enter Reviewer Comment</i>		
		Pass & Ongoing	1
	<i>Enter Reviewer Comment</i>		
		Pass & Ongoing	1
	<i>Enter Reviewer Comment</i>		
		Pass & Ongoing	0.5
	<i>Enter Reviewer Comment</i>		
		Pass & Ongoing	



Save & Return

Print

**Achievement Value (AV) Scorecard DY3, Q4 January 1, 2018 - March 31, 2018 (Payment Quarter)
Staten Island Performing Provider System, LLC - Project 2.b.viii**

	Enter Reviewer Comment	
Total		15.00

Domain 2 Pay for Performance Project 2.b.viii			
AV Driving	Measure	Reviewer Status	AVs Awarded
	Enter Reviewer Comment	Fail	
	Enter Reviewer Comment	Fail	
	Enter Reviewer Comment	Fail	
	Enter Reviewer Comment	Pass & Ongoing	
	Enter Reviewer Comment	Fail	
	Enter Reviewer Comment	Fail	
	Enter Reviewer Comment	Fail	
	Enter Reviewer Comment	Fail	
	Enter Reviewer Comment	Pass & Ongoing	
	Enter Reviewer Comment	Fail	
	Enter Reviewer Comment	Pass & Ongoing	
	Enter Reviewer Comment	Pass & Ongoing	



Save & Return

Print

Achievement Value (AV) Scorecard DY3, Q4 January 1, 2018 - March 31, 2018 (Payment Quarter)
Staten Island Performing Provider System, LLC - Project 2.b.viii

	<i>Enter Reviewer Comment</i>		
	<i>Enter Reviewer Comment</i>	Pass & Ongoing	0.5
	<i>Enter Reviewer Comment</i>	Pass & Ongoing	0.5
Total			5.00



Save & Return

Print

Achievement Value (AV) Scorecard DY3, Q4 January 1, 2018 - March 31, 2018 (Payment Quarter)
Staten Island Performing Provider System, LLC - Project 2.d.i

Project Snapshot	
Project Domain	System Transformation Projects (Domain 2)
Project ID	2.d.i
Project Title	Implementation of Patient Activation Activities to Engage, Educate and Integrate the uninsured and low/non-utilizing Medicaid populations into

Payment Snapshot	
DY3, Q4 Payment Available	\$ 4,327,690
DY3, Q4 Payment Earned	\$ 2,885,126

2.d.i Scoresheet									
Domain	Component	Review Status	AVs Available	Net AVs Awarded	Percentage AV	Domain Funding % (DY3)	Domain Funding % (DY3, Q4)	Payment Available (\$)	Net Payment Earned (\$)
Domain 1	Domain 1 Organizational	Complete	5.00	5.00	100%	40%	27%	1,154,051	1,154,051
	Project Implementation Speed	N/A	0.00	0.00	0%				
	Patient Engagement Speed	Complete	1.00	1.00	100%				
Domain 1 Subtotal			6.00	6.00	100%	40%	27%	1,154,051	1,154,051
Domain 2	Domain 2 Pay for Reporting (P4R)	Complete	4.00	4.00	100%	10%	7%	288,513	288,513
	Domain 2 Pay for Performance (P4P)	Complete	4.00	2.00	50%	50%	67%	2,885,126	1,442,563
Domain 2 Subtotal			8.00	6.00	75%	60%	73%	3,173,639	1,731,076
Total		Complete	14.00	12.00	86%	100%	100%	4,327,690	2,885,126

Total Project 2.d.i AVs Awarded: 12 out of 14

Hide Reviewer Comments

Domain 1 Project Milestones Project 2.d.i						
AV Driving	Project Requirement and Metric/Deliverable	Required Due Date	Committed Due Date	Milestone Status	Reviewer Status	AVs Awarded
●	Module 1 - Major risks to implementation and mitigation strategies	Ongoing	N/A	In Process	Pass & Ongoing	N/A
Enter Reviewer Comment						



Save & Return

Print

Achievement Value (AV) Scorecard DY3, Q4 January 1, 2018 - March 31, 2018 (Payment Quarter)
Staten Island Performing Provider System, LLC - Project 2.d.i

●	Module 2 - Project Implementation Speed	Ongoing	N/A	In Process	Pass & Ongoing	0.00
						Pass & Ongoing
●	<i>Enter Reviewer Comment</i>					
Total						1.00

Domain 1 Project Prescribed Milestones - Project 2.d.i							
AV Driving	Project Requirement and Metric/Deliverable	Required Due Date	Committed Due Date	Milestone Status	Reviewer Status	AVs Awarded	
●	1. Contract or partner with community-based organizations (CBOs) to engage target populations using PAM® and other patient activation techniques. The PPS must provide oversight and ensure that engagement is sufficient and appropriate.	3/31/2017	3/31/2017	Completed	Pass & Complete	N/A	
	<i>Enter Reviewer Comment</i>						
●	2. Establish a PPS-wide training team, comprised of members with training in PAM® and expertise in patient activation and engagement.	3/31/2017	3/31/2017	Completed	Pass & Complete	N/A	
	<i>Enter Reviewer Comment</i>						
●	3. Identify UI, NU, and LU “hot spot” areas (e.g., emergency rooms). Contract or partner with CBOs to perform outreach within the identified “hot spot” areas.	3/31/2017	3/31/2017	Completed	Pass & Complete	N/A	
	<i>Enter Reviewer Comment</i>						
						Pass & Complete	N/A
●	<i>Enter Reviewer Comment</i>						



Save & Return

Print

Achievement Value (AV) Scorecard DY3, Q4 January 1, 2018 - March 31, 2018 (Payment Quarter) Staten Island Performing Provider System, LLC - Project 2.d.i

●	5. Train providers located within "hot spots" on patient activation techniques, such as shared decision-making, measurements of health literacy, and cultural competency.	3/31/2017	3/31/2017	Completed	Pass & Complete	N/A	
<i>Enter Reviewer Comment</i>							
●	6. Obtain list of PCPs assigned to NU and LU enrollees from MCOs. Along with the member's MCO and assigned PCP, reconnect beneficiaries to his/her designated PCP (see outcome measurements in	3/31/2017	3/31/2017	Completed	Pass & Complete	N/A	
<i>Enter Reviewer Comment</i>							
●	7. Baseline each beneficiary cohort (per method developed by state) to appropriately identify cohorts using PAM® during the first year of the project and again, at set intervals. Baselines, as well as intervals towards improvement, must be set for each cohort at the beginning of each performance period.	3/31/2017	3/31/2017	Completed	Pass & Complete	N/A	
<i>Enter Reviewer Comment</i>							
●						Pass & Complete	N/A
<i>Enter Reviewer Comment</i>							
●	9. Measure PAM® components	3/31/2017	3/31/2017	Completed	Pass & Complete	N/A	
<i>Enter Reviewer Comment</i>							
●	10. Increase the volume of non-emergent (primary, behavioral, dental) care provided to UI, NU, and LU persons.	3/31/2017	3/31/2017	Completed	Pass & Complete	N/A	
<i>Enter Reviewer Comment</i>							



Save & Return

Print

Achievement Value (AV) Scorecard DY3, Q4 January 1, 2018 - March 31, 2018 (Payment Quarter) Staten Island Performing Provider System, LLC - Project 2.d.i

●	11. Contract or partner with CBOs to develop a group of community navigators who are trained in connectivity to healthcare coverage, community healthcare resources (including for primary and preventive services) and patient education.	3/31/2017	3/31/2017	Completed	Pass & Complete	N/A
<i>Enter Reviewer Comment</i>						
●	12. Develop a process for Medicaid recipients and project participants to report complaints and receive customer service.	3/31/2017	3/31/2017	Completed	Fail	0.000
<i>Enter Reviewer Comment</i>						
●	13. Train community navigators in patient activation and education, including how to appropriately assist project beneficiaries using the PAM®.	3/31/2017	3/31/2017	Completed	Pass & Complete	N/A
<i>Enter Reviewer Comment</i>						
●	14. Ensure direct hand-offs to navigators who are prominently placed at "hot spots," partnered CBOs, emergency departments, or community events, so as to facilitate education regarding health insurance coverage, age-appropriate primary and preventive healthcare services	3/31/2017	3/31/2017	Completed	Pass & Complete	N/A
<i>Enter Reviewer Comment</i>						
●	15. Inform and educate navigators about insurance options and healthcare resources available to UI, NU, and LU populations.	3/31/2017	3/31/2017	Completed	Pass & Complete	N/A
<i>Enter Reviewer Comment</i>						
●	16. Ensure appropriate and timely access for navigators when attempting to establish primary and preventive services for a	3/31/2017	3/31/2017	Completed	Pass & Complete	N/A
<i>Enter Reviewer Comment</i>						
●	17. Perform population health management by actively using EHRs and other IT platforms, including use of targeted patient registries, to track all patients engaged in the project.	3/31/2017	3/31/2017	Completed	Pass & Complete	N/A



Save & Return

Print

*Achievement Value (AV) Scorecard DY3, Q4 January 1, 2018 - March 31, 2018 (Payment Quarter)
Staten Island Performing Provider System, LLC - Project 2.d.i*



Domain 2 Pay for Reporting Project 2.d.i

	C&G CAHPS by PPS for uninsured- Getting timely appointments, care, and information		0.25
			0.25
			0.25
			0.25
			1
			1



Save & Return

Print

Achievement Value (AV) Scorecard DY3, Q4 January 1, 2018 - March 31, 2018 (Payment Quarter)
Staten Island Performing Provider System, LLC - Project 2.d.i

●	Use of primary and preventive care services-- Percent of attributed Medicaid members with no claims history for primary care and preventive services in measurement year compared to same in baseline year		1
	<i>Enter Reviewer Comment</i>		
Total			4.00

Domain 2 Pay for Performance Project 2.d.i			
AV Driving	Measure	Reviewer Status	AVs Awarded
●	<i>Enter Reviewer Comment</i>	Fail	
●	<i>Enter Reviewer Comment</i>	Fail	
●	<i>Enter Reviewer Comment</i>	Fail	
●	<i>Enter Reviewer Comment</i>	Fail	
●	<i>Enter Reviewer Comment</i>	Pass & Ongoing	
●	<i>Enter Reviewer Comment</i>	Pass & Ongoing	
●	<i>Enter Reviewer Comment</i>	Fail	
Total			2.00



Save & Return

Print

Achievement Value (AV) Scorecard DY3, Q4 January 1, 2018 - March 31, 2018 (Payment Quarter)
Staten Island Performing Provider System, LLC - Project 3.a.i

Project Snapshot	
Project Domain	Clinical Improvement Projects (Domain 3)
Project ID	3.a.i
Project Title	Integration of primary care and behavioral health services

Payment Snapshot	
DY3, Q4 Payment Available	\$ 2,883,983
DY3, Q4 Payment Earned	\$ 2,471,985

3.a.i Scoresheet									
Domain	Component	Review Status	AVs Available	Net AVs Awarded	Percentage AV	Domain Funding % (DY3)	Domain Funding % (DY3, Q4)	Payment Available (\$)	Net Payment Earned (\$)
Domain 1	Domain 1 Organizational	Complete	5.00	5.00	100%	40%	40%	1,153,593	1,153,593
	Project Implementation Speed	Complete	1.00	1.00	100%				
	Patient Engagement Speed	Complete	1.00	1.00	100%				
Domain 1 Subtotal			7.00	7.00	100%	40%	40%	1,153,593	1,153,593
Domain 3	Domain 3 Pay for Reporting (P4R)	Complete	2.00	2.00	100%	10%	10%	288,398	288,398
	Domain 3 Pay for Performance		7.00	5.00	71%	50%	50%	1,441,991	1,029,994
Domain 3 Subtotal			9.00	7.00	78%	60%	60%	1,730,390	1,318,392
Total		Complete	16.00	14.00	88%	100%	100%	2,883,983	2,471,985

Total Project 3.a.i AVs Awarded: 14 out of 16

Hide Reviewer Comments

Domain 1 Project Milestones Project 3.a.i						
AV Driving	Project Requirement and Metric/Deliverable	Required Due Date	Committed Due Date	Milestone Status	Reviewer Status	AVs Awarded
	Module 1 - Major risks to implementation and mitigation strategies	Ongoing	N/A	In Process	Pass & Ongoing	N/A
Enter Reviewer Comment						



Save & Return

Print

Achievement Value (AV) Scorecard DY3, Q4 January 1, 2018 - March 31, 2018 (Payment Quarter)
Staten Island Performing Provider System, LLC - Project 3.a.i

●	Module 2 - Project Implementation Speed	Ongoing	N/A	In Process	Pass & Ongoing	1.00
	<i>Enter Reviewer Comment</i>					
●	Module 3 - Patient Engagement Speed	Ongoing	N/A	In Process	Pass & Ongoing	1
	<i>Enter Reviewer Comment</i>					
Total						1

Domain 1 Project Prescribed Milestones - Project 3.a.i Models 1, 2 and 3

3.a.i Model 1 3.a.i Model 2 3.a.i Model 3

Model	AV Driving	Project Requirement and Metric/Deliverable	Required Due Date	Committed Due Date	Milestone Status	Reviewer Status	AVs Awarded
3.a.i Model 1	●	1. Co-locate behavioral health services at primary care practice sites. All participating primary care practices must meet 2014 NCQA level 3 PCMH or Advance Primary Care Model standards by DY 3.	3/31/2018	3/31/2018	Completed	Pass & Complete	0.25
	<i>Enter Reviewer Comment</i>						
	●	2. Develop collaborative evidence-based standards of care including medication management and care engagement process.	3/31/2017	3/31/2017	Completed	Pass & Complete	N/A
	<i>Enter Reviewer Comment</i>						
	●	3. Conduct preventive care screenings, including behavioral health screenings (PHQ-2 or 9 for those screening positive, SBIRT) implemented for all patients to identify unmet needs.	3/31/2018	3/31/2018	Completed	Pass & Complete	0.25
	<i>Enter Reviewer Comment</i>						



Save & Return

Print

**Achievement Value (AV) Scorecard DY3, Q4 January 1, 2018 - March 31, 2018 (Payment Quarter)
Staten Island Performing Provider System, LLC - Project 3.a.i**

3.a.i Model 2	●	4. Use EHRs or other technical platforms to track all patients engaged in this project.	3/31/2017	3/31/2017	Completed		N/A	
								0.25
	◐	Enter Reviewer Comment						
	●	6. Develop collaborative evidence-based standards of care including medication management and care engagement process.	3/31/2017	3/31/2017	Completed	Pass & Complete	N/A	
		Enter Reviewer Comment						
	●	7. Conduct preventive care screenings, including behavioral health screenings (PHQ-2 or 9 for those screening positive, SBIRT) implemented for all patients to identify unmet needs.	3/31/2018	3/31/2018	Completed	Pass & Complete	0.25	
								N/A
	◐	Enter Reviewer Comment						

Domain 3 Pay for Reporting

AV Driving	Measure	Reviewer Status	AVs Awarded
●	Follow-up care for Children Prescribed ADHD Medications - Continuation Phase		0.5



Save & Return

Print

*Achievement Value (AV) Scorecard DY3, Q4 January 1, 2018 - March 31, 2018 (Payment Quarter)
Staten Island Performing Provider System, LLC - Project 3.a.i*

		Pass & Ongoing	1
	P4P Measure DY3, Q4		
	Total		5.00



Save & Return

Print

Achievement Value (AV) Scorecard DY3, Q4 January 1, 2018 - March 31, 2018 (Payment Quarter)
Staten Island Performing Provider System, LLC - Project 3.a.iv

Project Snapshot	
Project Domain	Clinical Improvement Projects (Domain 3)
Project ID	3.a.iv
Project Title	Development of Withdrawal Management (e.g., ambulatory detoxification, ancillary withdrawal services) capabilities and appropriate enhanced

Payment Snapshot	
DY3, Q4 Payment Available	\$ 2,760,370
DY3, Q4 Payment Earned	\$ 2,366,031

3.a.iv Scoresheet									
Domain	Component	Review Status	AVs Available	Net AVs Awarded	Percentage AV	Domain Funding % (DY3)	Domain Funding % (DY3, Q4)	Payment Available (\$)	Net Payment Earned (\$)
Domain 1	Domain 1 Organizational	Complete	5.00	5.00	100%	40%	40%	1,104,148	1,104,148
	Project Implementation Speed	N/A	0.00	0.00	0%				
	Patient Engagement Speed	Complete	1.00	1.00	100%				
Domain 1 Subtotal			6.00	6.00	100%	40%	40%	1,104,148	1,104,148
Domain 3	Domain 3 Pay for Reporting (P4R)	Complete	2.00	2.00	100%	10%	10%	276,037	276,037
	Domain 3 Pay for Performance (P4P)		7.00	5.00	71%	50%	50%	1,380,185	985,846
Domain 2 Subtotal			9.00	7.00	78%	60%	60%	1,656,222	1,261,883
Total		Complete	15.00	13.00	87%	100%	100%	2,760,370	2,366,031

Total Project 3.a.iv AVs Awarded: 13 out of 15

Hide Reviewer Comments

Domain 1 Project Milestones Project 3.a.iv						
AV Driving	Project Requirement and Metric/Deliverable	Required Due Date	Committed Due Date	Milestone Status	Reviewer Status	AVs Awarded
●	Module 1 - Major risks to implementation and mitigation strategies	Ongoing	N/A	In Process	Pass & Ongoing	N/A
Enter Reviewer Comment						



Save & Return

Print

**Achievement Value (AV) Scorecard DY3, Q4 January 1, 2018 - March 31, 2018 (Payment Quarter)
Staten Island Performing Provider System, LLC - Project 3.a.iv**

●	Module 2 - Project Implementation Speed	Ongoing	N/A	In Process	Pass & Ongoing	0.00
	<i>Enter Reviewer Comment</i>					
●					Pass & Ongoing	1
	<i>Enter Reviewer Comment</i>					
Total						1.00

Domain 1 Project Prescribed Milestones - Project 3.a.iv						
AV Driving	Project Requirement and Metric/Deliverable	Required Due Date	Committed Due Date	Milestone Status	Reviewer Status	AVs Awarded
●	1. Develop community-based addiction treatment programs that include outpatient SUD sites with PCP integrated teams, and stabilization services including social services.			In Process	Pass & Ongoing	N/A
<i>Enter Reviewer Comment</i>						
●	2. Establish referral relationships between community treatment programs and inpatient detoxification services with development of referral protocols.			In Process	Pass & Ongoing	N/A
<i>Enter Reviewer Comment</i>						
●	3. Include a project medical director, board certified in addiction medicine, with training and privileges for use of buprenorphine and buprenorphine/naltrexone as well as familiarity with other withdrawal management agents.	3/31/2017	3/31/2017	Completed	Pass & Complete	N/A
<i>Enter Reviewer Comment</i>						



Save & Return

Print

**Achievement Value (AV) Scorecard DY3, Q4 January 1, 2018 - March 31, 2018 (Payment Quarter)
Staten Island Performing Provider System, LLC - Project 3.a.iv**

●	4. Identify and link to providers approved for outpatient medication management of opioid addiction who agree to provide continued maintenance therapy and collaborate with the treatment program and care manager. These may include practices with collocated behavioral health services, opioid treatment programs or outpatient SUD clinics.			In Process	Pass & Ongoing	N/A
	<i>Enter Reviewer Comment</i>					
●	5. Develop community-based withdrawal management (ambulatory detoxification) protocols based upon evidence based best practices and	3/31/2017	3/31/2017	Completed		N/A
	<i>Enter Reviewer Comment</i>					
◐	<i>Enter Reviewer Comment</i>					N/A
●	7. Form agreements with the Medicaid Managed Care organizations serving the affected population to provide coverage for the service array under this project.			In Process	Pass & Ongoing	N/A
	<i>Enter Reviewer Comment</i>					
◐	<i>Enter Reviewer Comment</i>					N/A

Domain 3 Pay for Reporting

AV Driving	Measure	Reviewer Status	AVs Awarded
◐	Follow-up care for Children Prescribed ADHD Medications - Continuation Phase		



Save & Return

Print

Achievement Value (AV) Scorecard DY3, Q4 January 1, 2018 - March 31, 2018 (Payment Quarter)
Staten Island Performing Provider System, LLC - Project 3.a.iv

	P4R Measure DY3, Q4		
		Pass & Ongoing	0.5
	P4R Measure DY3, Q4		
		Pass & Ongoing	1
	P4R Measure DY3, Q4		
Total			2.00

Domain 3 Pay for Performance			
AV Driving	Measure	Reviewer Status	AVs Awarded
	P4P Measure DY3, Q4	Fail	
	P4P Measure DY3, Q4	Pass & Ongoing	
	P4P Measure DY3, Q4	Pass & Ongoing	
	P4P Measure DY3, Q4		



Save & Return

Print

*Achievement Value (AV) Scorecard DY3, Q4 January 1, 2018 - March 31, 2018 (Payment Quarter)
Staten Island Performing Provider System, LLC - Project 3.a.iv*

	P4P Measure DY3, Q4		
		Fail	0
	P4P Measure DY3, Q4		
		Pass & Ongoing	1
	P4P Measure DY3, Q4		
		Pass & Ongoing	0.5
	P4P Measure DY3, Q4		
		Pass & Ongoing	0.5
	P4P Measure DY3, Q4		
		Pass & Ongoing	0.5
	P4P Measure DY3, Q4		
		Pass & Ongoing	0.5
	P4P Measure DY3, Q4		
		Pass & Ongoing	1
	P4P Measure DY3, Q4		
	Total		5.00



Save & Return

Print

Achievement Value (AV) Scorecard DY3, Q4 January 1, 2018 - March 31, 2018 (Payment Quarter)
Staten Island Performing Provider System, LLC - Project 3.c.i

Project Snapshot	
Project Domain	Clinical Improvement Projects (Domain 3)
Project ID	3.c.i
Project Title	Evidence-based strategies for disease management in high risk/affected populations. (adult only)

Payment Snapshot	
DY3, Q4 Payment Available	\$ 2,278,754
DY3, Q4 Payment Earned	\$ 2,278,754

3.c.i Scoresheet									
Domain	Component	Review Status	AVs Available	Net AVs Awarded	Percentage AV	Domain Funding % (DY3)	Domain Funding % (DY3, Q4)	Payment Available (\$)	Net Payment Earned (\$)
Domain 1	Domain 1 Organizational	Complete	5.00	5.00	100%	40%	40%	911,502	911,502
	Project Implementation Speed	Complete	1.00	1.00	100%				
	Patient Engagement Speed	Complete	1.00	1.00	100%				
Domain 1 Subtotal			7.00	7.00	100%	40%	40%	911,502	911,502
Domain 3	Domain 3 Pay for Reporting (P4R)	Complete	5.00	5.00	100%	10%	60%	1,367,252	1,367,252
	Domain 3 Pay for Performance (P4P)		N/A	N/A	N/A	50%	0%	-	-
Domain 3 Subtotal			5.00	5.00	100%	60%	60%	1,367,252	1,367,252
Total			12.00	12.00	100%	100%	100%	2,278,754	2,278,754

Total Project 3.c.i AVs Awarded: 12 out of 12

Hide Reviewer Comments

Domain 1 Project Milestones Project 3.c.i						
AV Driving	Project Requirement and Metric/Deliverable	Required Due Date	Committed Due Date	Milestone Status	Reviewer Status	AVs Awarded
●	Module 1 - Major risks to implementation and mitigation strategies	Ongoing	N/A	In Process	Pass & Ongoing	N/A
Enter Reviewer Comment						



Save & Return

Print

**Achievement Value (AV) Scorecard DY3, Q4 January 1, 2018 - March 31, 2018 (Payment Quarter)
Staten Island Performing Provider System, LLC - Project 3.c.i**

●	Module 2 - Project Implementation Speed	Ongoing	N/A	In Process		1.00
	Enter Reviewer Comment					
●	Module 3 - Patient Engagement Speed	Ongoing	N/A	In Process		1
	Enter Reviewer Comment					

Domain 1 Project Prescribed Milestones - Project 3.c.i

AV Driving	Project Requirement and Metric/Deliverable	Committed Due Date	Milestone Status	Reviewer Status	AVs Awarded
●	1. Implement evidence-based best practices for disease management, specific to diabetes, in community and ambulatory care settings.	3/31/2018	Completed	Pass & Complete	0.33
	Enter Reviewer Comment				
●	2. Engage at least 80% of primary care providers within the PPS in the implementation of disease management evidence-based best practices.	3/31/2017	Completed	Pass & Complete	N/A
	Enter Reviewer Comment				
●	3. Develop care coordination teams (including diabetes educators, nursing staff, behavioral health providers, pharmacy, community health workers, and Health Home care managers) to improve health literacy, patient self-efficacy, and patient self-management.	3/31/2017	Completed	Pass & Complete	N/A
	Enter Reviewer Comment				
●	4. Develop "hot spotting" strategies, in concert with Health Homes, to implement programs such as the Stanford Model for chronic diseases in high risk neighborhoods.	3/31/2017	Completed	Pass & Complete	N/A
	Enter Reviewer Comment				



Save & Return

Print

Achievement Value (AV) Scorecard DY3, Q4 January 1, 2018 - March 31, 2018 (Payment Quarter)
Staten Island Performing Provider System, LLC - Project 3.c.i

●	5. Ensure coordination with the Medicaid Managed Care organizations serving the target population.	3/31/2018	Completed	Pass & Complete	0.33
<i>Enter Reviewer Comment</i>					
●	6. Use EHRs or other technical platforms to track all patients engaged in this project.	3/31/2017	Completed	Pass & Complete	N/A
<i>Enter Reviewer Comment</i>					
●	7. Meet Meaningful Use and PCMH Level 3 standards and/or APCM by the end of Demonstration Year 3 for EHR systems used by participating safety net providers.	3/31/2018	Completed	Pass & Complete	0.33
<i>Enter Reviewer Comment</i>					
Total					1.00

Domain 3 Pay for Performance and Pay for Reporting			
AV Driving	Measure	Reviewer Status	AVs Awarded
●		Pass & Ongoing	1
<i>P4R Measure in DY3, Q4</i>			
●		Pass & Ongoing	1
<i>P4R Measure in DY3, Q4</i>			
●	Flu Shots for Adults Ages 18 – 64	Pass & Ongoing	1
<i>P4R Measure in DY3, Q4</i>			
●	Health Literacy (QHL13, 14, and 16)	Pass & Ongoing	1



Save & Return

Print

*Achievement Value (AV) Scorecard DY3, Q4 January 1, 2018 - March 31, 2018 (Payment Quarter)
Staten Island Performing Provider System, LLC - Project 3.c.i*

	P4R Measure in DY3, Q4		
	Medical Assistance with Smoking and Tobacco Use Cessation - Advised to Quit	Pass & Ongoing	0.33333333
	P4R Measure in DY3, Q4		
	Medical Assistance with Smoking and Tobacco Use Cessation - Discussed Cessation Medication	Pass & Ongoing	0.33333333
	P4R Measure in DY3, Q4		
	Medical Assistance with Smoking and Tobacco Use Cessation - Discussed Cessation Strategies	Pass & Ongoing	0.33333333
	P4R Measure in DY3, Q4		
	Prevention Quality Indicator # 1 (DM Short term complication) ±	Fail	0
	P4P Measure in DY3, Q4		
Total			5.00



Save & Return

Print

Achievement Value (AV) Scorecard DY3, Q4 January 1, 2018 - March 31, 2018 (Payment Quarter)
Staten Island Performing Provider System, LLC - Project 3.g.ii

Project Snapshot	
Project Domain	Clinical Improvement Projects (Domain 3)
Project ID	3.g.ii
Project Title	Integration of Palliative Care into Nursing Homes

Payment Snapshot	
DY3, Q4 Payment Available	\$ 2,968,557
DY3, Q4 Payment Earned	\$ 2,968,557

3.g.ii Scoresheet									
Domain	Component	Review Status	AVs Available	Net AVs Awarded	Percentage AV	Domain Funding % (DY3)	Domain Funding % (DY3, Q4)	Payment Available (\$)	Net Payment Earned (\$)
Domain 1	Domain 1 Organizational	Complete	5.00	5.00	100%	40%	27%	791,615	791,615
	Project Implementation Speed	N/A	0.00	0.00	0%				
	Patient Engagement Speed	Complete	1.00	1.00	100%				
Domain 1 Subtotal			6.00	6.00	100%	40%	27%	791,615	791,615
Domain 3	Domain 3 Pay for Reporting (P4R)	Complete	5.00	5.00	100%	10%	73%	2,176,942	2,176,942
	Domain 3 Pay for Performance (P4P)	N/A	N/A	N/A	N/A	50%	0%	-	-
Domain 2 Subtotal			5.00	5.00	100%	60%	73%	2,176,942	2,176,942
Total			11.00	11.00	100%	100%	100%	2,968,557	2,968,557

Total Project 3.g.ii AVs Awarded: 11 out of 11

Hide Reviewer Comments

Domain 1 Project Milestones Project 3.g.ii						
AV Driving	Project Requirement and Metric/Deliverable	Required Due Date	Committed Due Date	Milestone Status	Reviewer Status	AVs Awarded
●	Module 1 - Major risks to implementation and mitigation strategies	Ongoing	N/A	In Process	Pass & Ongoing	N/A
Enter Reviewer Comment						



Save & Return

Print

**Achievement Value (AV) Scorecard DY3, Q4 January 1, 2018 - March 31, 2018 (Payment Quarter)
Staten Island Performing Provider System, LLC - Project 3.g.ii**

●	Module 2 - Project Implementation Speed	3/31/2017	3/31/2017	Completed	Pass & Complete	0.00	
	<i>Enter Reviewer Comment</i>					Pass & Ongoing	1
●	<i>Enter Reviewer Comment</i>						
Total						1.00	

Domain 1 Project Prescribed Milestones - Project 3.g.ii

AV Driving	Project Requirement and Metric/Deliverable	Required Due Date	Committed Due Date	Milestone Status	Reviewer Status	AVs Awarded
●	1. Integrate Palliative Care into practice model of participating Nursing Homes.	3/31/2017	3/31/2017	Completed	Pass & Complete	N/A
	<i>Enter Reviewer Comment</i>					
●	2. Contract or develop partnerships with community and provider resources, including Hospice, to bring the palliative care supports and services into the nursing home.	3/31/2017	3/31/2017	Completed	Pass & Complete	N/A
	<i>Enter Reviewer Comment</i>					
●	3. Develop and adopt clinical guidelines agreed to by all partners including services and eligibility.	3/31/2017	3/31/2017	Completed	Pass & Complete	N/A
	<i>Enter Reviewer Comment</i>					
●	4. Engage staff in trainings to increase role-appropriate competence in palliative care skills and protocols developed by the PPS.	3/31/2017	3/31/2017	Completed	Pass & Complete	N/A
	<i>Enter Reviewer Comment</i>					
					Pass & Complete	



Save & Return

Print

Achievement Value (AV) Scorecard DY3, Q4 January 1, 2018 - March 31, 2018 (Payment Quarter) Staten Island Performing Provider System, LLC - Project 3.g.ii

	Enter Reviewer Comment		
			N/A
	Enter Reviewer Comment		

Domain 3 Pay for Performance and Pay for Reporting - Project 3.g.ii (all Milestones are P4R in DY2)

AV Driving	Measure	Reviewer Status	AVs Awarded
			1
	Advanced Directives – Talked about Appointing for Health Decisions		1
	Percentage of members whose pain was not controlled ±		1
	Depressive feelings - percentage of members who experienced some depression feeling ±		1
	Percentage of members who had severe or more intense daily pain ±		1

Save & Return

Print

**New York State Department of Health
Delivery System Reform Incentive Payment (DSRIP) Program**

***Achievement Value (AV) Scorecard DY3, Q4 January 1, 2018 - March 31, 2018 (Payment Quarter)
Staten Island Performing Provider System, LLC - Project 3.g.ii***



Save & Return

Print

Achievement Value (AV) Scorecard DY3, Q4 January 1, 2018 - March 31, 2018 (Payment Quarter)
Staten Island Performing Provider System, LLC - Project 4.a.iii

Project Snapshot	
Project Domain	Domain 4: Population-wide Projects: New York's
Project ID	4.a.iii
Project Title	Strengthen Mental Health and Substance Abuse Infrastructure Across Systems

Payment Snapshot	
DY3, Q4 Payment Available	\$ 1,615,689
DY3, Q4 Payment Earned	\$ 1,615,689

4.a.iii Scoresheet									
Domain	Component	Review Status	AVs Available	Net AVs Awarded	Percentage AV	Domain Funding % (DY3)	Domain Funding % (DY3, Q4)	Payment Available (\$)	Net Payment Earned (\$)
Domain 1	Domain 1 Organizational	Complete	5.00	5.00	100%	40%	40%	646,275	646,275
	Project Implementation Speed	N/A	0.00	0.00	0%				
	Patient Engagement Speed	N/A	0.00	0.00	0%				
Domain 1 Subtotal			5.00	5.00	100%	40%	40%	646,275	646,275
Domain 4	Domain 4 Pay for Reporting (P4R)	Complete	11.00	11.00	100%	60%	60%	969,413	969,413
	Domain 4 Pay for Performance (P4P)	N/A	N/A	N/A	N/A	0%	0%	-	-
Domain 4 Subtotal			11.00	11.00	100%	60%	60%	969,413	969,413
Total		Complete	16.00	16.00	100%	100%	100%	1,615,689	1,615,689

Total Project 4.a.iii AVs Awarded: 16 out of 16

Hide Reviewer Comments

Domain 4 Pay for Performance and Pay for Reporting - Project 4.a.iii (all Milestones are P4R in DY2)			
AV Driving	Measure	Reviewer Status	AVs Awarded
	Age-adjusted preventable hospitalizations rate per 10,000 - Aged 18+ years – Ratio of Hispanics to White non-Hispanics	Pass & Ongoing	1
Enter Reviewer Comment			



Save & Return

Print

Achievement Value (AV) Scorecard DY3, Q4 January 1, 2018 - March 31, 2018 (Payment Quarter)
Staten Island Performing Provider System, LLC - Project 4.a.iii

●	Age-adjusted preventable hospitalizations rate per 10,000 - Aged 18+ years		1
<i>Enter Reviewer Comment</i>			
●		Pass & Ongoing	1
<i>Enter Reviewer Comment</i>			
Total			11.00



Save & Return

Print

Achievement Value (AV) Scorecard DY3, Q4 January 1, 2018 - March 31, 2018 (Payment Quarter)
Staten Island Performing Provider System, LLC - Project 4.b.ii

Project Snapshot	
Project Domain	Domain 4: Population-wide Projects: New York's
Project ID	4.b.ii
Project Title	Increase Access to High Quality Chronic Disease Preventive Care and Management in Both Clinical and Community Settings

Payment Snapshot	
DY3, Q4 Payment Available	\$ 1,373,335
DY3, Q4 Payment Earned	\$ 1,373,335

4.b.ii Scoresheet									
Domain	Component	Review Status	AVs Available	Net AVs Awarded	Percentage AV	Domain Funding % (DY3)	Domain Funding % (DY3, Q4)	Payment Available (\$)	Net Payment Earned (\$)
Domain 1	Domain 1 Organizational	Complete	5.00	5.00	100%	40%	40%	549,334	549,334
	Project Implementation Speed	N/A	0.00	0.00	0%				
	Patient Engagement Speed	N/A	0.00	0.00	0%				
Domain 1 Subtotal			5.00	5.00	100%	40%	40%	549,334	549,334
Domain 4	Domain 4 Pay for Reporting (P4R)	Complete	17.00	17.00	100%	60%	60%	824,001	824,001
	Domain 4 Pay for Performance (P4P)	N/A	N/A	N/A	N/A	0%	0%	-	-
Domain 4 Subtotal			17.00	17.00	100%	60%	60%	824,001	824,001
Total		Complete	22.00	22.00	100%	100%	100%	1,373,335	1,373,335

Total Project 4.b.ii AVs Awarded: 22 out of 22

Hide Reviewer Comments

Domain 4 Pay for Performance and Pay for Reporting			
AV Driving	Measure	Reviewer Status	AVs Awarded
	Percentage of premature death (before age 65 years)	Pass & Ongoing	1
Enter Reviewer Comment			



Department
of Health

Medicaid
Redesign Team

New York State Department of Health
Delivery System Reform Incentive Payment (DSRIP) Program

Save & Return

Print

*Achievement Value (AV) Scorecard DY3, Q4 January 1, 2018 - March 31, 2018 (Payment Quarter)
Staten Island Performing Provider System, LLC - Project 4.b.ii*

Total	17.00
--------------	--------------