

# The New York Violent Death Reporting System: Data Viewer

2018 Inaugural Issue

## 2015 New York State Overview:

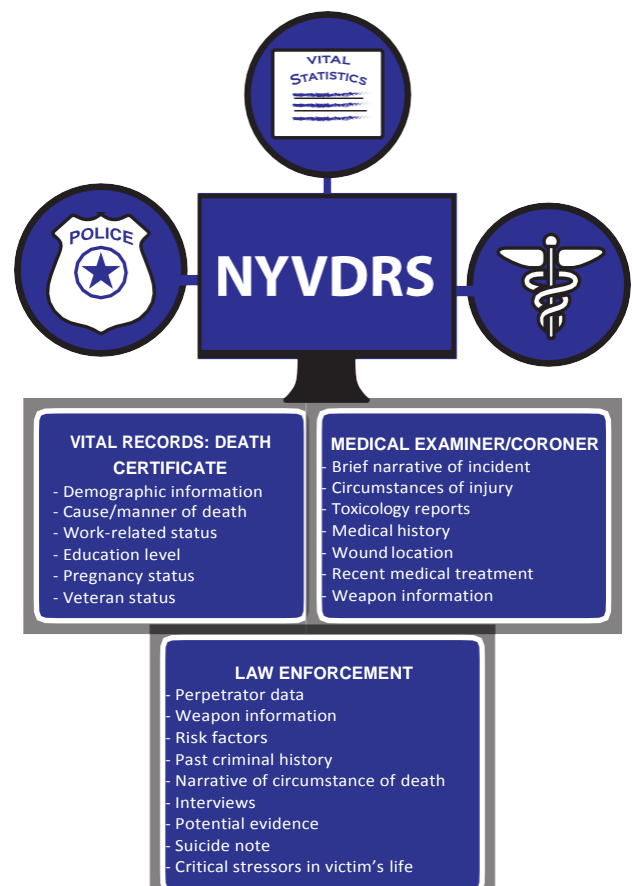
- 2,449 violent deaths
  - 1,566 suicides
  - 641 homicides
  - 18 legal interventions
  - 5 unintentional firearm deaths
  - 219 deaths of undetermined intent
- Males accounted for 75% of suicides and 83% of homicide victims.
- The mechanisms of suicide:
  - 40% by suffocation (including hanging & asphyxiation)
  - 28% by firearms
  - 12% by poisoning
- The mechanisms of homicide:
  - 62% by firearms
  - 17% by sharp instrument

This inaugural issue is focused on our data providers whom we would like to thank for replying to the New York Violent Death Reporting System (NYVDRS). NYVDRS is a Centers for Disease Control and Prevention (CDC) funded surveillance system that collects detailed information on violent deaths that occur in New York State. Violent deaths are considered homicides, suicides, unintentional firearm deaths, deaths related to terrorism, legal intervention, and deaths for which intent could not be determined. NYVDRS gathers information from death certificates, medical examiner and county coroner reports, and law enforcement reports. The first year of data collection in New York State was 2015; that data is now considered complete.

In 2015, there were 2,449 violent deaths and our data partners provided information for over 80% of these deaths. NYVDRS staff would like to thank partners who replied to requests for 2015 data. Your detailed investigative reports allow staff to gain more knowledge, providing a better understanding of what drives these types of violent deaths. This critical information can be used to enhance policymaking decisions and to establish prevention and outreach programs aimed to reduce violent deaths throughout NYS.

However, there is still necessary information missing that can aid in determining at-risk populations and what prevention measures can be used to avoid these tragedies. While NYVDRS lists over 100 circumstances to be identified, only an average of five or less circumstances related to each death are provided.

**Please use the Law Enforcement and Medical Examiner Reporting Pocket Cards (See "Related Links" on [health.ny.gov/statistics/prevention/injury/prevention/nvdrs/](http://health.ny.gov/statistics/prevention/injury/prevention/nvdrs/)) to check that your reports are as complete as possible.**



## Data Collection

NYVDRS staff are pleased to announce that 2015 NYVDRS data has been released. The core mission of NYVDRS is using multi-sourced data to further describe violent deaths and support an integrated approach to prevent violence, and to assist researchers, legislators, and community interest groups to develop public health prevention strategies to reduce violent deaths. To further this goal, your support is needed to obtain accurate data and to ensure complete information on each violent death that occurs in NYS. Better data helps with prevention of violence at both the community and state levels.

### Status of 2015 Coroner/Medical Examiner Data

- 64% of suicides had some coroner/medical examiner circumstance information
- 32% of homicides had limited coroner/medical examiner circumstance information

### Status of 2015 Law Enforcement Data

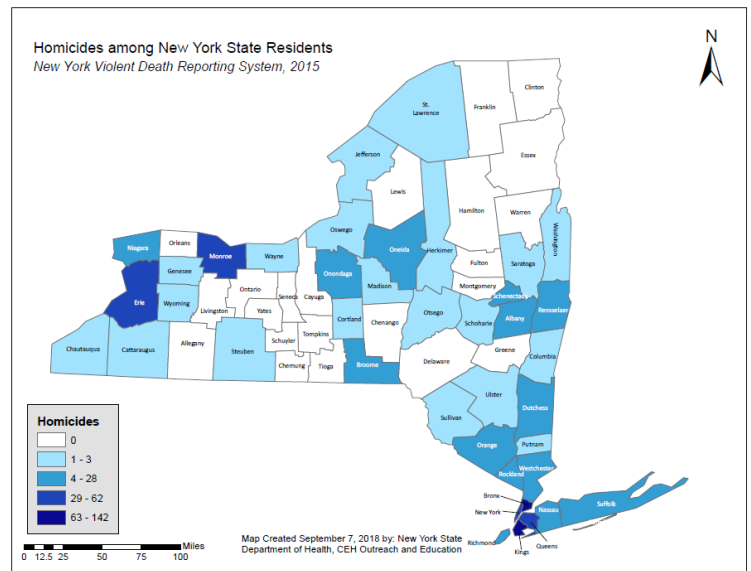
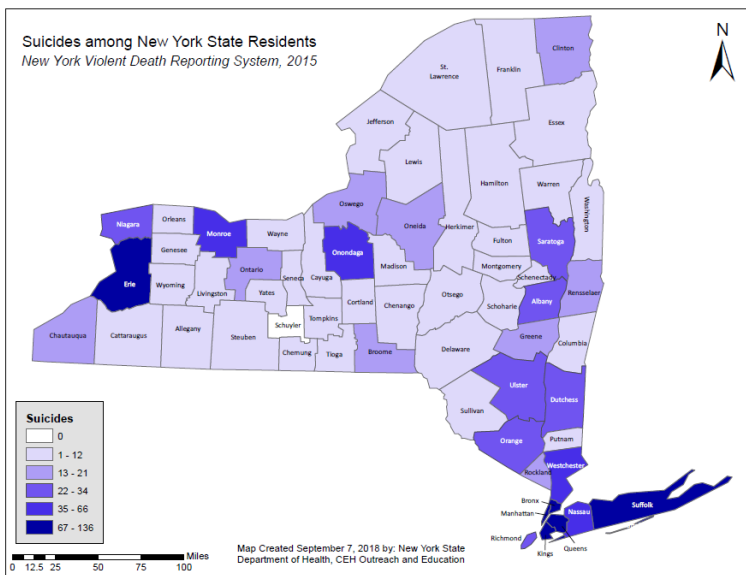
- 53% of suicides had some law enforcement circumstance information
- 57% of homicides had some law enforcement circumstance information

## Violent Death Demographics

The patterns of violent deaths vary by sex, race and ethnicity, age group, and region.

The majority of suicide victims were White non-Hispanic (73%), while 7% were Black non-Hispanic. In contrast, 57% of homicide victims were Black non-Hispanic, and 16% were White non-Hispanic.

Ages 45-54 had the highest percentage of suicides (22%), followed closely by the 55-64 age group (18%). Ages 25-34 had the highest percentage of homicides (29%), followed by ages 20-24 (20%).



## Key Data Findings and Highlights



### Suicide

The **2<sup>nd</sup> leading cause of death** among persons ages 15-34 across New York State

- 46% had less than a high school education
- Suicides were most prevalent among white non-Hispanic males
- 56% of individuals had evidence of mental health problems‡
- 20% of individuals had intimate partner problems cited‡

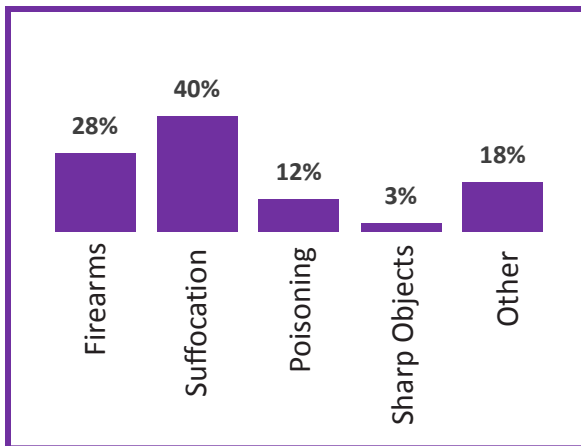
### Homicide

### Other†

The **3<sup>rd</sup> leading cause of death** among persons ages 15-34 across New York State

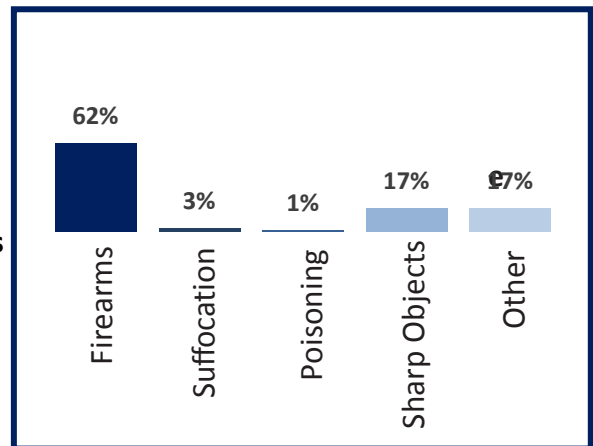
- 78% had less than a high school education
- Victims were disproportionately black non-Hispanic males
- 40% of homicides occurred following an argument‡
- 22% of cases indicated that another crime precipitated the homicide‡

### Suicide Mechanisms‡



There were **19** murder-suicides in 2015

### Homicide Mechanisms‡



†Other includes: death by undetermined type (7%), legal intervention (1%), and unintentional firearm deaths (<1%).

‡Each event may include multiple types of mechanisms and/or circumstances.

Note: Percentages based on number of cases with documented circumstances provided to NYVDRS; cases may have multiple circumstances.

### Common Circumstances by Manner of Death: New York State, Excluding New York City, 2015

Suicide Circumstances	Frequency	Percent*	Homicide Circumstances	Frequency	Percent
Mental Health Problem	476	51%	Argument	42	26%
Depressed Mood	412	44%	Intimate Partner Violence	35	22%
Suicide Note	331	36%	Other Crime in Progress	28	18%
History of Treatment of Mental Illness	279	30%	Precipitated by Other Crime	28	18%
Intimate Partner Problem	234	25%	Fight Between Two People	27	17%

\*Percentages based on number of cases with documented circumstances; cases may have multiple circumstances.

## Request Data

For specific data requests please contact us at [NVDRS@health.ny.gov](mailto:NVDRS@health.ny.gov). These data can be useful to assess needs in your community for:

- Gun/Gang Violence Programs
- Substance Abuse/Intervention Programs
- School Counselor/Advisor Programs
- Justification to increase budgets for toxicological testing/autopsies
- Identification of communities/neighborhoods potentially in jeopardy due to proximity with other areas of increased violent death activity
- Support for budgetary needs for increase in staffing levels for LE &/or CMEs due to increased homicide/gang violence/drug activity/etc.
- Geographical mapping to see trends, make comparisons to neighboring counties
- After school programs/mentor programs aimed at reducing gang violence, crime, and unemployment
- Understanding of the overall health/wellbeing of your community in comparison to neighboring communities and statewide

## Data Partner/Data Sharing Successes

NYVDRS enables law enforcement and public health officials to share information and develop a better understanding of the causes of violent deaths. Our partners have been vital to the program's success. Below are some of the successes shared by NYVDRS data partners and programs.

- Data Use Agreement and strong partnership with the NYS Police
- Letters of Agreements with Onondaga Sheriff's Department, Rochester Police Department, Nassau County Police Department, Buffalo Police Department
- Online transfer system of Coroner/Medical Examiner/Toxicology Reports through a secure server with the Onondaga County Medical Examiner's Office
- Articles published in the NYS Association of Chiefs of Police Chronicle (9/15, 12/17)
- Article in the NYS Sheriffs Association File 25 Newsletter (2/18)
- On-site data abstraction agreement with Dutchess and Rensselaer County Medical Examiner's Offices
- Presentations at the annual NYS Association of County Coroners and Medical Examiners Conference, NYS Chiefs of Police Conference, and the NYS Sheriff's Association Conference
- Gun summary statistics shared with New Yorkers Against Gun Violence
- Participation at Gun Violence Prevention Symposium: A Public Health Perspective
- Data used for the NYS Child Abuse and Neglect Burden Report

---

NYVDRS is supported by many partners, including the American Public Health Association, the International Association of Chiefs of Police, the National Association of Medical Examiners, and the National Association for Public Health Statistics and Information Systems. Please visit <http://www.health.ny.gov/NYVDRS> or email [NVDRS@health.ny.gov](mailto:NVDRS@health.ny.gov) for additional details.

---

## NY Violent Death Reporting System

*Together we can save a life*



**Department  
of Health**

The New York Violent Death Reporting System is supported by Cooperative Agreement 1U17CE002614 from the Centers for Disease Control and Prevention (CDC).