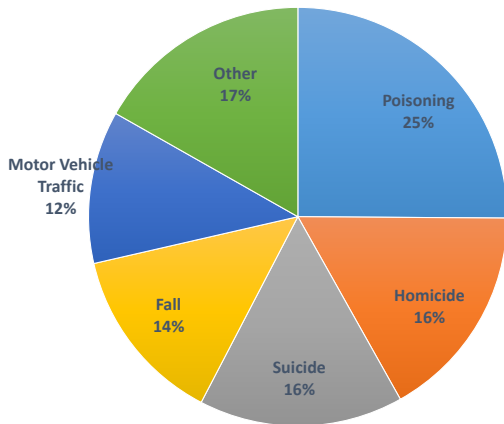
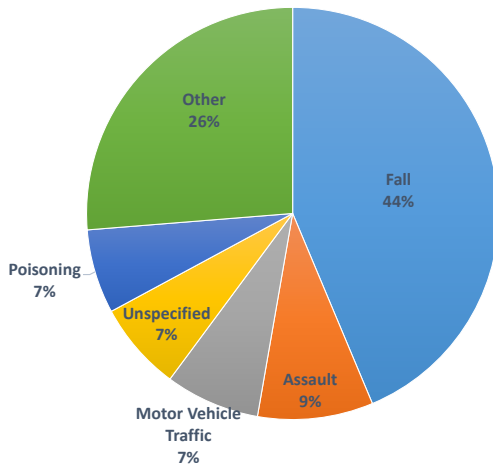


## Leading Causes of All Injury Deaths, Hospitalizations, and Emergency Department (ED)<sup>†</sup> Visits Kings County Residents, 2012-2014



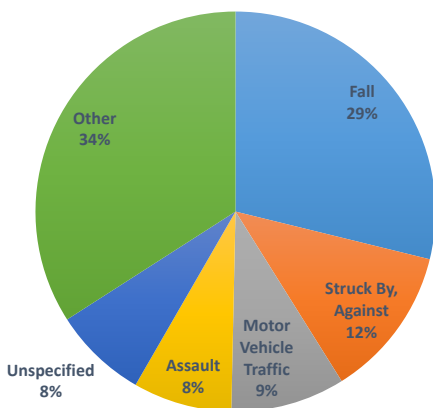
### Deaths

- Motor Vehicle Traffic Injuries are a leading cause of injury related death in Kings County.
- Annually, 94 Kings County Residents die due to traffic related injuries.
  - 50 Pedestrians
  - 14 Unspecified Persons
  - 15 Motorcyclists
  - 10 Occupants
  - 5 Bicyclists



### Hospitalizations

- Motor Vehicle Traffic Injuries are the third leading cause of injury related hospitalizations in Kings County.
- Annually, 1,325 Kings County Residents are hospitalized due to traffic related injuries.
  - 576 Pedestrians
  - 408 Occupants
  - 141 Motorcyclists
  - 131 Bicyclists
  - 60 Unspecified Persons



### Emergency Department (ED)<sup>†</sup> Visits

- Motor Vehicle Traffic Injuries are the third leading cause of injury related emergency department visits in Kings County.
- Annually, 15,533 Kings County Residents are treated and released from an emergency department due to traffic related injuries.
  - 10,175 Occupants
  - 2,725 Pedestrians
  - 1,006 Unspecified Persons
  - 970 Bicyclists
  - 485 Motorcyclists

<sup>†</sup> The incidence of ED visits does not include patients that were subsequently admitted into the hospital  
 \*Data based on frequencies less than six not reported