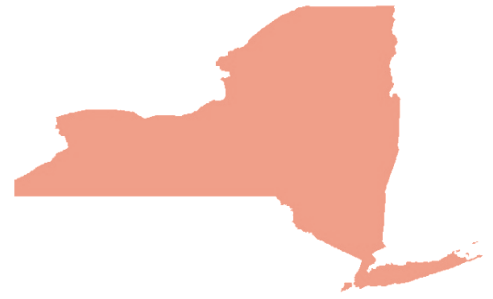


Motor Vehicle Traffic Injuries Kings County Roadways 2007



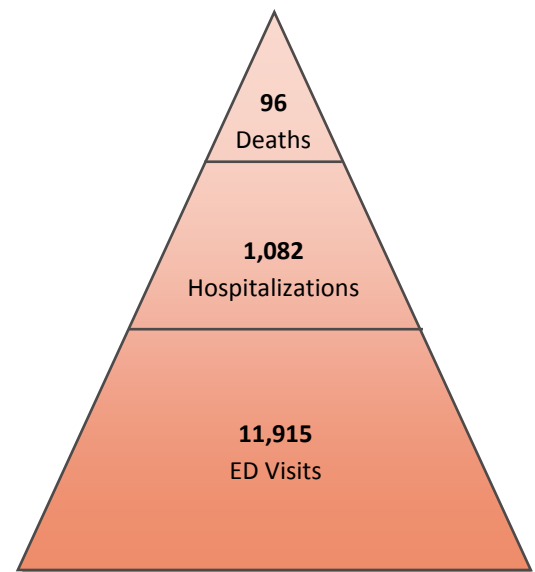
The Concern

Motor Vehicle Traffic Injuries are a serious public health problem in Kings County, NY. They are the 2nd leading cause of injury related deaths. Crashes are not only a significant cause of death, pain and suffering, but also an economic burden to Kings County. In 2007, the crashes on Kings County's roadways resulted in \$43 million in hospitalization and emergency department (ED) charges.

These crashes are not accidents! They are not random, uncontrollable acts of fate, but occur in predictable patterns, with recognizable risk factors and among identifiable populations. A crash-related injury is a predictable and preventable event!

Magnitude of the Crash Problem

- Every **week**, because of a traffic-related crash on a Kings County road, an average of:
 - 2 people died
 - 21 people were hospitalized
 - 229 people were treated in an ED
- In 2007, crashes on Kings County roadways resulted in:
 - \$28.5 million in hospitalization charges
 - **Approximately \$6 million was charged to publicly funded programs, such as Medicaid, Medicare, VA health care, and corrections.**
 - \$15.0 million in ED charges



Motor Vehicle Traffic Crashes, 2007
Number of Deaths and Hospital Visits



Traumatic Brain Injuries (TBIs) can result from traffic related crashes and may result in the loss of full independent function, requiring long-term care and increased life-long expenses.

Crashes on Kings Roadways in 2007:

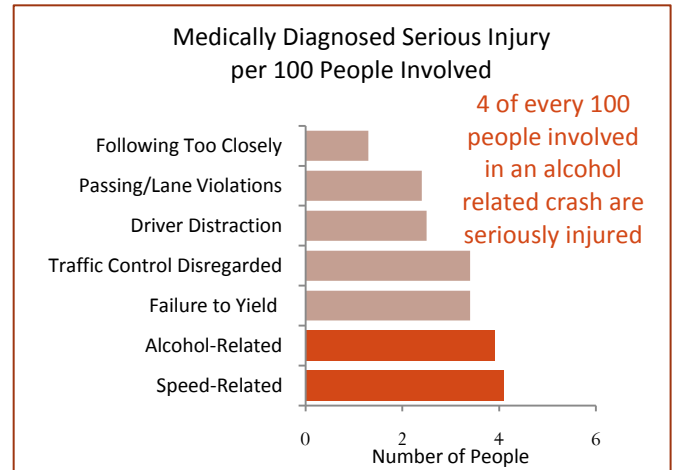
- ⇒ Unrestrained vehicle occupants were **twice as likely to sustain a TBI as vehicle occupants that buckled-up!**
- ⇒ Alcohol and speed related crashes were associated with the highest risk of a TBI.

Vehicle occupants that did NOT USE SEAT BELTS or CHILD SAFETY SEATS were:

- ⇒ Twice as likely to require hospitalization.
- ⇒ Twice as likely to be diagnosed with a TBI.
- ⇒ One and a half times more likely to be diagnosed with a serious injury.

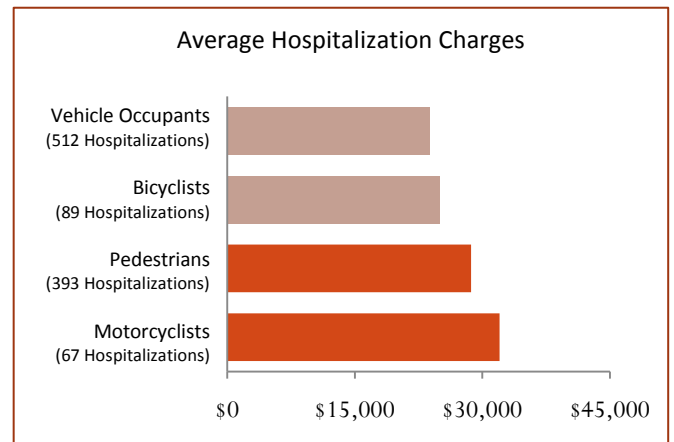
People involved in alcohol and speed related crashes:

- ⇒ Were more likely to have medically diagnosed serious injuries
 - Resulting in some of the highest hospitalization charges among those injured in a motor vehicle crash



In 2007, crashes on Kings County roadways resulted in **\$43 million** in hospital and ED charges for treatment of injuries.

- ⇒ Average hospital charge = \$26,308
- ⇒ Average ED charge = \$1,256
- ⇒ Highest average charges were for:
 - Motorcyclists
 - Pedestrians
- ⇒ Highest total Hospital and ED charges were for:
 - Distracted Driving
 - Failure to Yield Right of Way
 - Speeding



Reducing risky behaviors on the road can save lives and prevent injuries – making Kings County a safer place to drive!

For more detailed information on motor vehicle traffic crashes in New York State:
Please see the detailed county tables provided at www.health.ny.gov/prevention/injury_prevention/traffic
Or visit the Governors Traffic Safety Committee website at www.safeny.com.
For additional questions or customized data requests you may also contact the NYS Department of Health, Bureau of Injury Prevention at (518) 473-1143, injury@health.state.ny.us.

Source: NYSDOH, Bureau of Injury Prevention Crash Outcome Data Evaluation System (CODES)

CODES is a database that matches individual records from the NYS Department of Motor Vehicles Accident Information System to the NYS Department of Health emergency medical services (Pre-Hospital Care Reports) and Hospital Discharge databases.