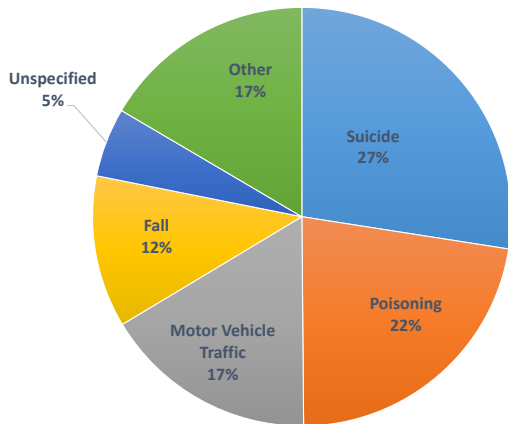
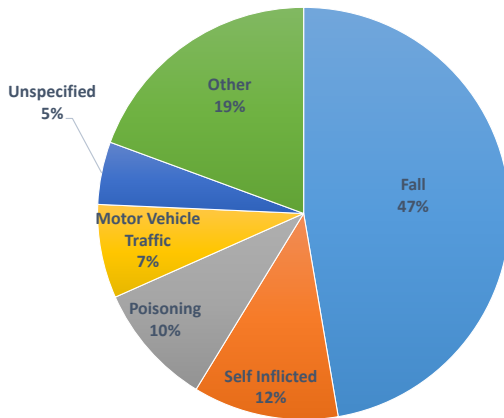


## Leading Causes of All Injury Deaths, Hospitalizations, and Emergency Department (ED)<sup>†</sup> Visits Niagara County Residents, 2012-2014



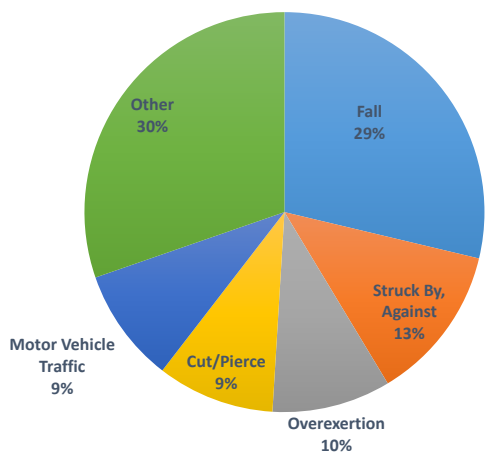
### Deaths

- Motor Vehicle Traffic Injuries are the third leading cause of injury related death in Niagara County.
- Annually, 21 Niagara County Residents die due to traffic related injuries
  - 8 Unspecified Persons
  - 6 Occupants
  - 4 Pedestrians
  - 2 Motorcyclists
  - \* Bicyclists



### Hospitalizations

- Motor Vehicle Traffic Injuries are a leading cause of injury related hospitalizations in Niagara County.
- Annually, 125 Niagara County Residents are hospitalized due to traffic related injuries.
  - 73 Occupants
  - 25 Motorcyclists
  - 16 Pedestrians
  - 5 Unspecified Persons
  - 5 Bicyclists



### Emergency Department (ED)<sup>†</sup> Visits

- Motor Vehicle Traffic Injuries are a leading cause of injury related emergency department visits in Niagara County.
- Annually, 1,784 Niagara County Residents are treated and released from an emergency department due to traffic related injuries.
  - 1,515 Occupants
  - 89 Pedestrians
  - 79 Unspecified Persons
  - 58 Motorcyclists
  - 37 Bicyclists

<sup>†</sup> The incidence of ED visits does not include patients that were subsequently admitted into the hospital  
 \*Data based on frequencies less than six not reported