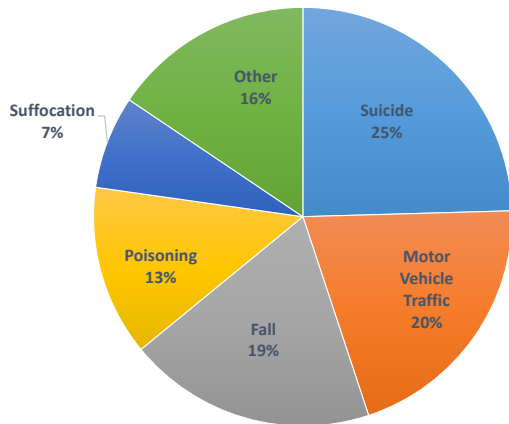
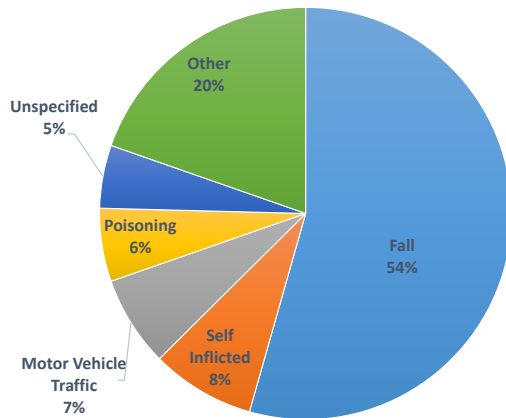


Leading Causes of All Injury Deaths, Hospitalizations, and Emergency Department (ED)[†] Visits Ontario County Residents, 2012-2014



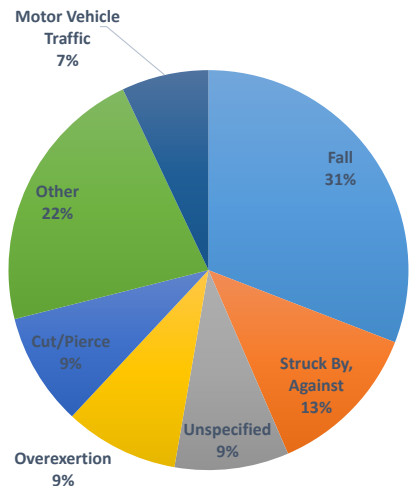
Deaths

- Motor Vehicle Traffic Injuries are the second leading cause of injury related death in Ontario County.
- Annually, 11 Ontario County Residents die due to traffic related injuries.
 - 5 Unspecified Persons
 - 3 Occupants
 - 2 Pedestrians
 - * Motorcyclists
 - 0 Bicyclists



Hospitalizations

- Motor Vehicle Traffic Injuries are the third leading cause of injury related hospitalizations in Ontario County.
- Annually, 59 Ontario County Residents are hospitalized due to traffic related injuries.
 - 40 Occupants
 - 11 Motorcyclists
 - 4 Pedestrians
 - 3 Unspecified Persons
 - * Bicyclists



Emergency Department (ED)[†] Visits

- Motor Vehicle Traffic Injuries are a leading cause of injury related emergency department visits in Ontario County.
- Annually, 656 Ontario County Residents are treated and released from an emergency department due to traffic related injuries.
 - 551 Occupants
 - 23 Pedestrians
 - 31 Unspecified Persons
 - 41 Motorcyclists
 - 7 Bicyclists

[†] The incidence of ED visits does not include patients that were subsequently admitted into the hospital
 *Data based on frequencies less than six not reported