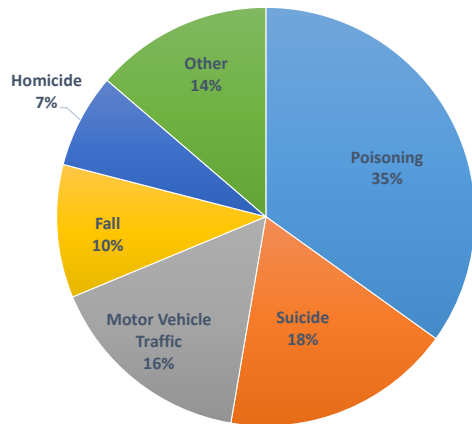
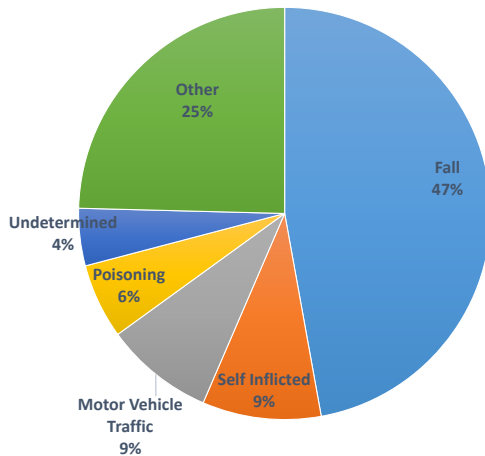


Leading Causes of All Injury Deaths, Hospitalizations, and Emergency Department (ED)[†] Visits Orange County Residents, 2012-2014



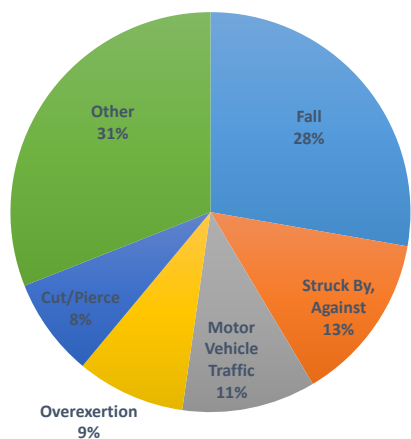
Deaths

- Motor Vehicle Traffic Injuries are the third leading cause of injury related death in Orange County.
- Annually, 25 Orange County Residents die due to traffic related injuries.
 - 12 Occupants
 - 8 Unspecified Persons
 - 2 Pedestrians
 - 3 Motorcyclists
 - * Bicyclists



Hospitalizations

- Motor Vehicle Traffic Injuries are the third leading cause of injury related hospitalizations in Orange County.
- Annually, 230 Orange County Residents are hospitalized due to traffic related injuries.
 - 152 Occupants
 - 27 Pedestrians
 - 34 Motorcyclists
 - 12 Unspecified Persons
 - 3 Bicyclists



Emergency Department (ED)[†] Visits

- Motor Vehicle Traffic Injuries are the third leading cause of injury related emergency department visits in Orange County.
- Annually, 3,399 Orange County Residents are treated and released from an emergency department due to traffic related injuries.
 - 2,861 Occupants
 - 182 Unspecified Persons
 - 165 Pedestrians
 - 141 Motorcyclists
 - 35 Bicyclists

[†] The incidence of ED visits does not include patients that were subsequently admitted into the hospital
 *Data based on frequencies less than six not reported