

Motor Vehicle Traffic Injuries Orange County Residents 2012-2014



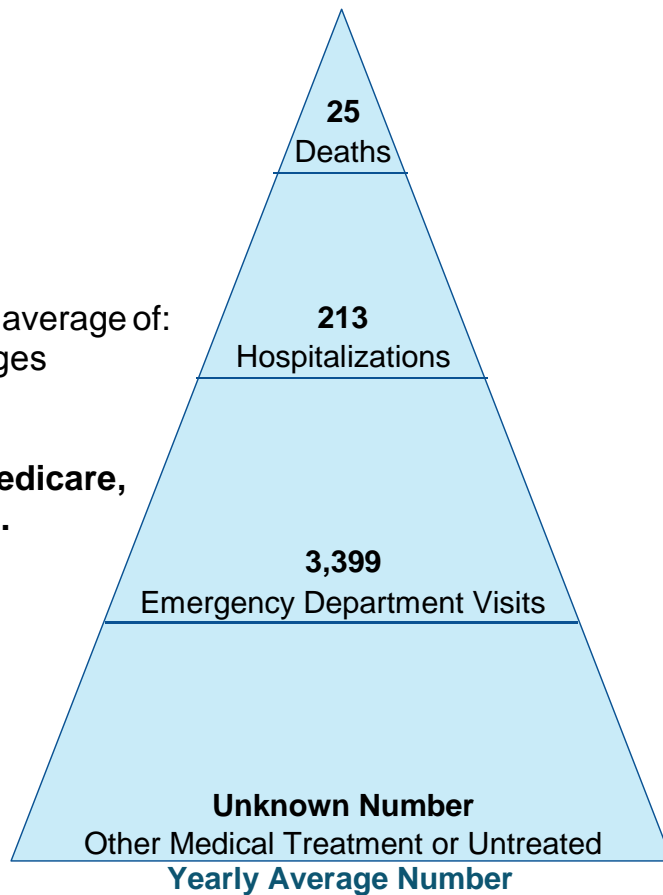
The Concern

Motor Vehicle Traffic Injuries are the 3rd leading cause of injury related death in Orange County. Traffic crash-related injuries are the 3rd leading cause of injury related hospitalization and the 3rd leading cause for injury related emergency department (ED) visits in Orange County.

Traffic crash-related injuries are not accidents! They are not random, uncontrollable acts of fate, but occur in predictable patterns, with recognizable risk factors and among identifiable populations. A traffic crash-related injury is a predictable and preventable event!

Magnitude of the Crash Problem

- Every **month**, because of a traffic crash, an average of:
 - 2 Orange County resident(s) died
 - 18 Orange County residents were hospitalized
 - 283 Orange County residents were treated in an ED
- Annually, traffic crashes resulted in an average of:
 - \$20.6 Million in hospitalization charges
 - **Approximately \$1.7 Million was charged to publicly funded programs, such as Medicaid, Medicare, VA health care, and corrections.**
 - \$11.2 Million in ED charges
- 10% of hospitalized crash victims were released to another hospital, rehabilitation center or long-term care facility, **incurring additional costs.**

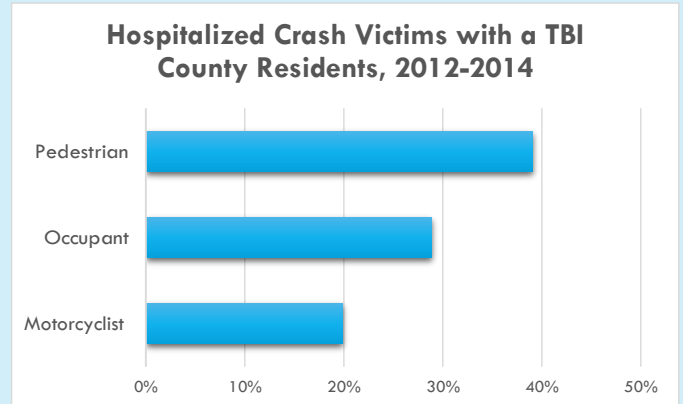


**Motor Vehicle Traffic Crash-Related Injuries
Orange County Residents, 2012-2014**



Traumatic Brain Injuries (TBIs) can result from traffic crashes and may result in the loss of independent function, requiring long-term care, and increased in life-long expenses.

- Among Orange County Residents that were hospitalized following a traffic crash **28% were diagnosed with a TBI.**
- Bicyclists and motorcyclists who wear helmets reduce their risk of a TBI!
- The risk of TBI can be reduced by wearing your seat belt!

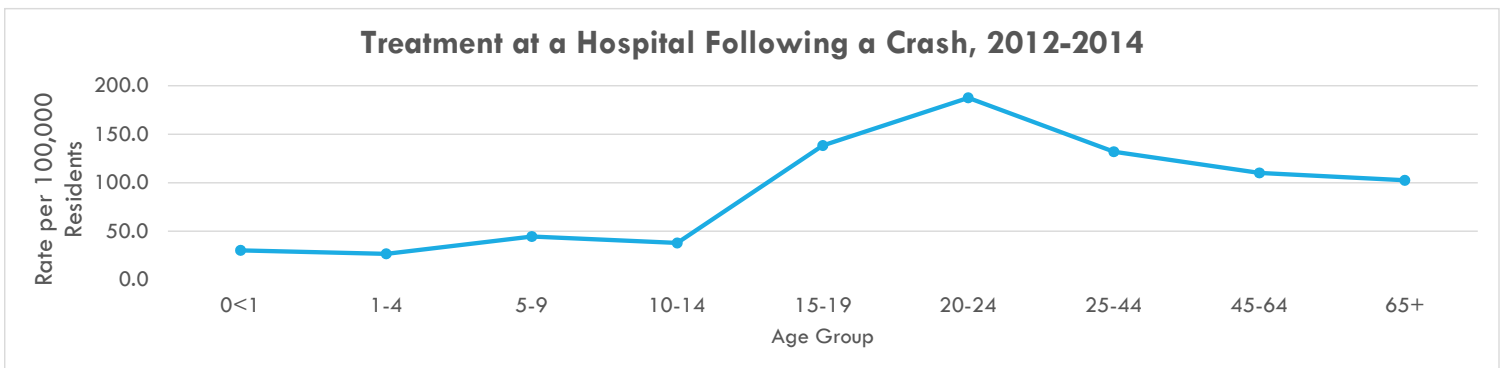


Who is at Risk for Crash-Related Injuries?

- Although most crash victims in Orange County were vehicle occupants, **a higher percentage of bicyclists, pedestrians, and motorcyclists were injured severely enough to require hospitalization.**

In Orange County:

- Although females have a higher rate of outpatient ED visits, males are more likely to have died or been hospitalized from a traffic crash.
- Traffic-related crash injuries occur in all age groups.



Orange County residents aged 20-24 had the highest rate of injuries treated in a hospital following a crash.

For more detailed information on motor vehicle traffic crashes in New York State:

Please see the detailed county tables provided at https://www.health.ny.gov/statistics/prevention/injury_prevention/traffic/
Or visit the Governors Traffic Safety Committee website at www.safeny.ny.gov

For additional questions or customized data requests, you may also contact the NYS Department of Health, Bureau of Occupational Health and injury prevention at (518) 402-7900, injury@health.ny.gov

Motor vehicle crash injuries are a leading cause of injury related deaths for Orange County residents – and they can be prevented!