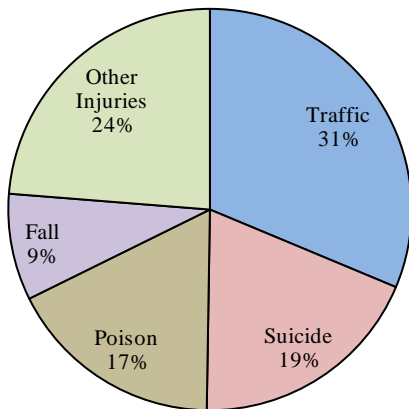


# Leading Causes of All Injury

## Deaths, Hospitalizations and Emergency Department<sup>†</sup> (ED) Visits

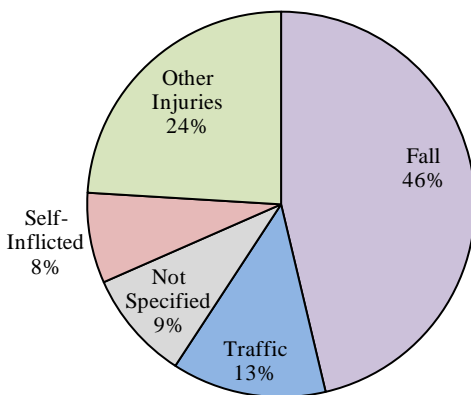
### Orange County, New York Residents, 2005-2007

#### Deaths



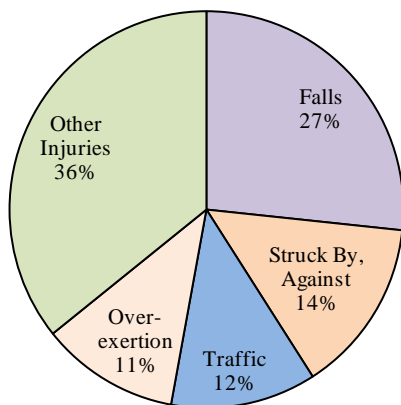
- Motor Vehicle Traffic Injuries are the leading cause for injury related death for Orange County residents.
- Annually, 41 Orange County Residents die due to traffic related injuries.
  - 22 Occupants
  - 8 Unspecified Persons
  - 5 Pedestrians
  - 5 Motorcyclists

#### Hospitalizations



- Motor Vehicle Traffic Injuries are the second leading cause for injury related hospitalizations for Orange County residents.
- Annually, 341 Orange County Residents are hospitalized due to traffic related injuries.
  - 230 Occupants
  - 45 Motorcyclists
  - 30 Unspecified Persons
  - 26 Pedestrians
  - 10 Pedal Cyclists

#### ED<sup>†</sup> Visits



- Motor Vehicle Traffic Injuries are the third leading cause for injury related outpatient ED<sup>†</sup> visits for Orange County residents.
- Annually, 4,090 Orange County Residents are treated and released from an ED due to traffic related injuries.
  - 3,543 occupants
  - 235 unspecified persons
  - 171 pedestrians
  - 108 motorcyclists
  - 33 pedal cyclists

<sup>†</sup>The incidence of ED visits does not include patients that were subsequently admitting into the hospital

\*Data based on frequencies less than six not reported