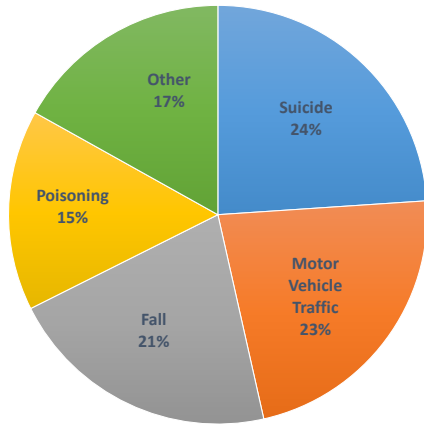
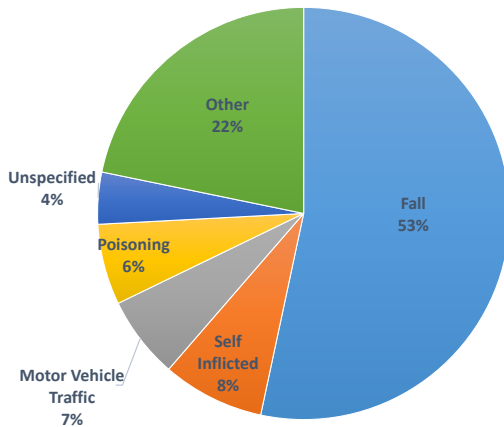


Leading Causes of All Injury Deaths, Hospitalizations, and Emergency Department (ED)[†] Visits Seneca County Residents, 2012-2014



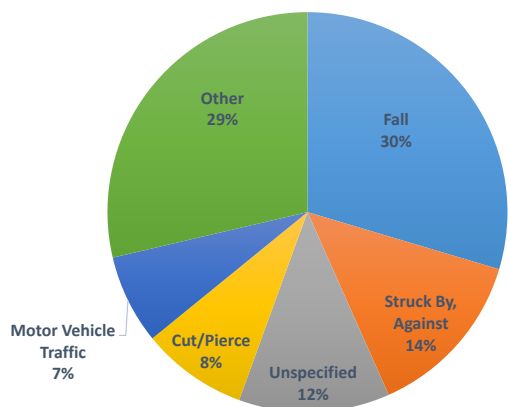
Deaths

- Motor Vehicle Traffic Injuries are the second leading cause of injury related death in Seneca County.
- Annually, 5 Seneca County Residents die due to traffic related injuries.
 - 3 Unspecified Persons
 - * Occupants
 - * Pedestrians
 - * Motorcyclists
 - 0 Bicyclists



Hospitalizations

- Motor Vehicle Traffic Injuries are a leading cause of injury related hospitalizations in Seneca County.
- Annually, 18 Seneca County Residents are hospitalized due to traffic related injuries.
 - 14 Occupants
 - 3 Motorcyclists
 - * Pedestrians
 - * Unspecified Persons
 - 0 Bicyclists



Emergency Department (ED)[†] Visits

- Motor Vehicle Traffic Injuries are a leading cause of injury related emergency department visits in Seneca County.
- Annually, 219 Seneca County Residents are treated and released from an emergency department due to traffic related injuries.
 - 182 Occupants
 - 15 Motorcyclists
 - 14 Unspecified Persons
 - 5 Pedestrians
 - * Bicyclists

[†] The incidence of ED visits does not include patients that were subsequently admitted into the hospital
 *Data based on frequencies less than six not reported